



**An-Najah National University**

**Faculty of Engineering & Information Technology**

**Computer Engineering Department**

# **EVENYOU**

Presented by Siham Khuffash and Alaa Yaish

Project supervisor: Dr.Ashraf Armoush

A report submitted in partial fulfillment of the requirements for Bachelor degree  
in Computer Engineering - Software Project

June, 2023

# Table Of Contents

Dedication :.....	5
Acknowledgment:.....	6
Abstract: .....	7
Introduction.....	8
Constrains .....	10
literature review .....	11
Methodology .....	13
Results .....	43
Conclusion.recommendatios and future work .....	44
References.....	46

# Table of figures

Figure 1 type of user .....	15
Figure 2 continue .....	15
Figure 3 general page website .....	16
Figure 4 login mobile.....	16
Figure 5 sign up mobile .....	17
Figure 6 login website .....	17
Figure 7 signup website .....	18
Figure 8 main page user.....	18
Figure 9 categories-user.....	19
Figure 10 categories user-web.....	19
Figure 11 filter events -user .....	20
Figure 12 join events-user.....	20
Figure 13 join events-web.....	21
Figure 14 my events-user.....	21
Figure 15 my events-user website .....	22
Figure 16 rate events by user .....	22
Figure 17 to do list-user .....	23
Figure 18 chat-mobile .....	24
Figure 19 chat-web .....	24
Figure 20 chat-web2 .....	25
Figure 21 reminders.....	25
Figure 22 categories-organizer .....	26
Figure 23 add events.....	27
Figure 24 edit events.....	27
Figure 25 specify location .....	28
Figure 26 add events-web.....	28
Figure 27 add events web2.....	29
Figure 28categories-web.....	30
Figure 29see food .....	30
Figure 30 see items .....	31
Figure 31 see halls.....	31
Figure 32 reserve a request .....	31
Figure 33cart-web .....	32
Figure 34 store-main page .....	33
Figure 35 stores menu .....	34
Figure 36 add items to menu .....	35
Figure 37 requests.....	36
Figure 38 admin dashboard .....	37
Figure 39 add users-admin.....	38

Figure 40 display users' table.....	38
Figure 41 add stores.....	39
Figure 42 display stores' table .....	39
Figure 43 display all events.....	40
Figure 44 charts.....	40
Figure 45 charts 2.....	41
Figure 46 specific reports.....	41
Figure 47 specific reports2.....	42
Figure 48 dark mode .....	42

## **Dedication :**

To my family and many friends, a special feeling of gratitude to my loving parents. They are the most important people in my world and I dedicate this work to them.

### **Alaa**

To my great family that always stands up with me and gives me everything. Also, to my friends and all these important people, this work is dedicated to them.

### **Siham**

## **Acknowledgment:**

To our university which owes us a huge debt of gratitude for allowing us to finish this project. We are grateful to a few people, who worked tirelessly with us from the beginning until the end of our study, particularly our supervisor Dr. Ashraf Armoush for his support and advice to achieve and complete this project in the best possible way. We also highly appreciate and have a lot of respect for the head of our department, Dr. Manar Qamhieh

**EvenYou** : A Mobile Application & website for event organizers and event seekers.

### **Abstract:**

Event organizers face many problems when they want to plan for an event .Also,event seekers face some problems to find the events they want. So we decided to make a mobile application and a website for both event organizers and seekers so it eases on them to arrange and find the events as they want.

EvenYou aimed to help them, its a rally point for different events and stores. So users can find the best events which are classified according to categories and then the user can filter them according to different criteria.On the other hand,it eases on the organizers so they can find all what they need in one place(halls,chairs,food and drinks) and reserve what they need from the store they want all in one place.

## **Introduction**

Event planners frequently run into a number of difficulties when putting together and executing effective events in today's fast-paced world. Similar challenges exist for those looking for events that fit their preferences and interests. We created EvenYou, a full mobile application and website, to solve these common issues by giving event planners and attendees a simple and effective platform.

EvenYou's main goals are to improve event discovery for users and streamline the event organizing process. We want to make it easier for event planners to complete their jobs and make it easier for attendees to find events by utilizing technology. And give the stores in the market more opportunities to sell their items . With the use of our platform, we want to bring together events and businesses to provide users with a smooth experience.

EvenYou acts as a central point where event seekers may search and discover the greatest events available. Events are thoughtfully divided up into different categories so that users may quickly find events that interest them. Additionally, users of our site can apply particular filters to their event searches to narrow down the results based on factors like location, date, and prices. Users are more likely to find events that actually align with their preferences because to this all-encompassing approach.

However, EvenYou also concentrates on meeting the needs of event planners. Our website offers event planners a one-stop shop where they can find and book all the materials they require for their events in one place. EvenYou gives event planners a wide choice of alternatives from various shops and providers, ranging from selecting suitable venues and setting up seating arrangements to catering services and more. The event planning process is greatly streamlined by this integrated strategy, saving the organizers a lot of time and work.

EvenYou's relevance and importance come from its capacity to fundamentally alter the field of event planning and discovery. Our platform seeks to build a

thriving event community where successful events are readily created and attendees can quickly identify and participate in activities that suit their preferences by solving the pain points experienced by both organizers and seekers.

In order to give readers a thorough overview of EvenYou's features and capabilities, this study is divided into many sections. After this overview, we'll go into the specifics of the platform, including its features, user interface, and advantages for both event planners and attendees. We'll also look into EvenYou's technological details and emphasize its possible effects on the event organizing sector.

## **Constraints**

While working on our project, we faced many constraints and difficulties that affected on time and consumed part of it. First of all, we faced obstacles with the new programming language (Flutter), so we designed an application and a website for event organizers and users. And the emulator versions made a problem for us which stopped the work for 2 weeks unfortunately.

## **Literature review**

Numerous studies and research have focused on the difficulties that event planners and event searchers encounter while putting together and discovering appropriate events in recent years. With a focus on the value of platforms like EvenYou in solving these issues and enhancing the event planning and discovery process, this literature review attempts to give an overview of pertinent work and results in the sector.

The challenges that event planners encounter while they are in the planning stages have been the subject of several studies. Especially in the Coronavirus pandemic. So that's why people directed their attention to the online websites and events were planned online. "The lack of attention on the role of public sector actors in event organization during crises is a persistent problem, and more research is needed on managing crises and disasters for events" (Devine and Devine, 2012; Miles and Shipway, 2020)[1]. After this pandemic people cared more about creating online websites and arrange everything online.

The appearance of mobile applications and websites catering to the event planning and discovery sector has been instrumental in facing these challenges. Platforms like Eventbrite[2] and Meetup [3] have gained popularity by offering event organizers and seekers the ability to connect and collaborate. However, there is still a need for comprehensive platforms like EvenYou that combine event listings with store options, providing a comprehensive solution for event planning and discovery. These studies highlight the value of an all-encompassing platform like EvenYou, which gives planners access to numerous shops and providers in one place, easing the resource purchase process.

The findings of earlier studies demonstrate the potential influence that websites like EvenYou could have on the landscape of event planning and discovery. EvenYou intends to simplify the process for both event organizers and attendees

by centralizing event listings, offering a variety of store alternatives, and integrating efficient search and filter functions. EvenYou has the ability to enhance event experiences and develop deep connections within the event community by increasing efficiency and accessibility.

## Methodology

### 4.1 programming languages and tools

- **Database**

SQL : used to work with relational databases ,using CRUD operations (create , read , update , and delete ) .

MySQL : server which is a relational database management system , provides greater scalability and availability .

phpMyAdmin : which GUI to MySQL database to make it easier to use .

XAMPP : is a free and open-source cross-platform web server solution , XAMPP is used for web development and testing purposes, as it allows developers to easily create a local testing environment for their projects.

Server and API Testing: for testing portions of the server to determine if the API is usable and what happens when we submit the necessary data.

- **Tools**

-Visual Code Studio

- Xampp

-phpMyAdmin

-Android Studio

- **Languages**

-html ,css

-php

-javascript

-flutter

## **4.2: About The Application In General**

In this study, we created EvenYou, an interactive smartphone application and website. This software is for event organizers and joiners. Its goal is to provide all things needed for an event to be organized, and showing different kinds of events for joiners all in one place.

EvenYou is a community for events. It is a combination of creating , organizing and joining events. Also it is an application that contains various stores and suppliers that help the organizer to arrange his events from zero. So he can create the events , add all details needed ,and buy everything he needs(food, musical tools, reserve a hall ,etc) all in one place by adding everything he needs to the cart and then pay using paypal. EvenYou helps the organizer to share his event faster and wider with people and display his events for all people who are interested with the type of his event.

However, the user can see events which are classified into different categories (IT, medical, self-development, etc) and he can filter them according to price, duration, etc. So when he finds the best event for him he can join it. EvenYou eases on all users to find the event they wish and take benefits from.

The first screen of the application the user should choose whether he is a user,organizer or a store.

Figure 1 type of user




Figure 2 continue


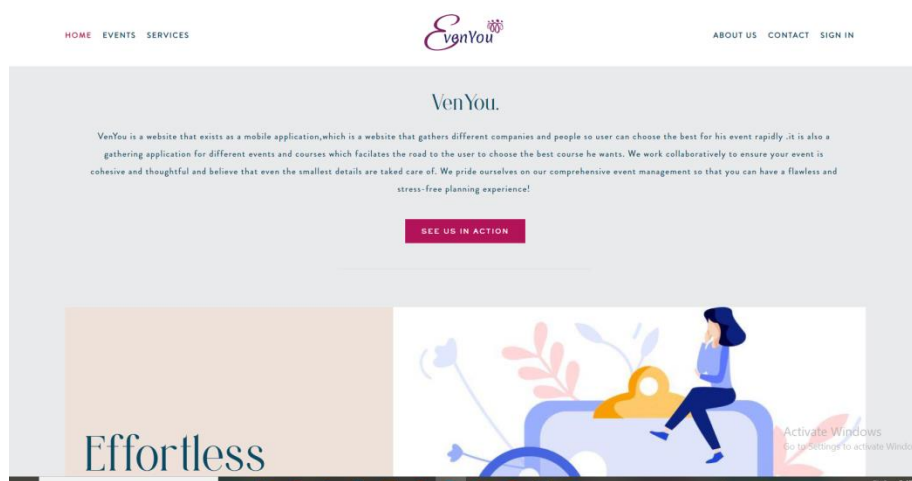


Figure 3 general page website



Then he has to log in or sign up if he doesn't have an account

Figure 4 login mobile

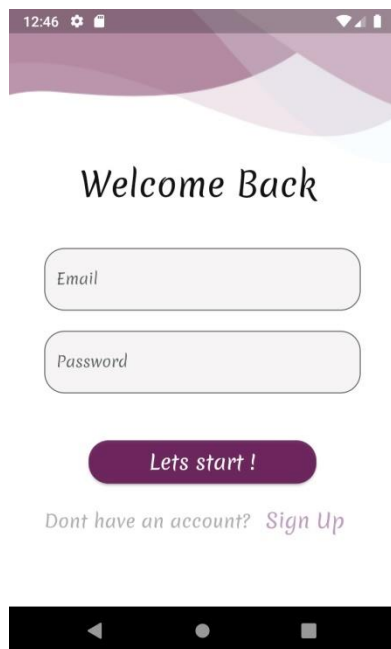


Figure 5 sign up mobile

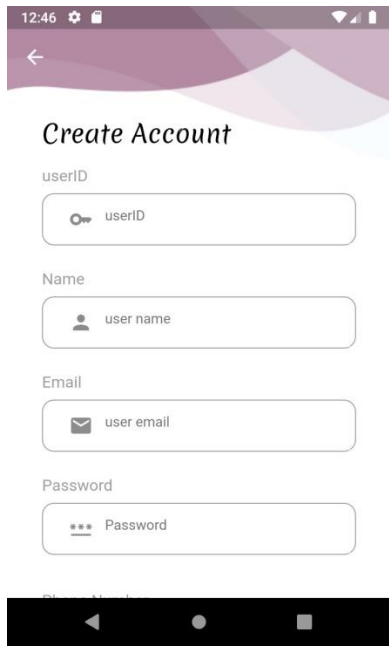


Figure 6 login website

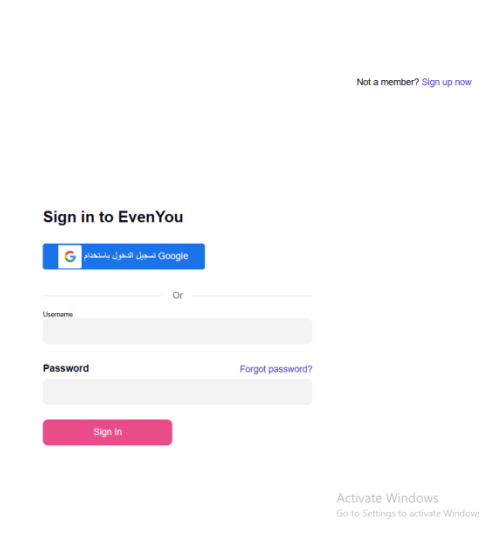
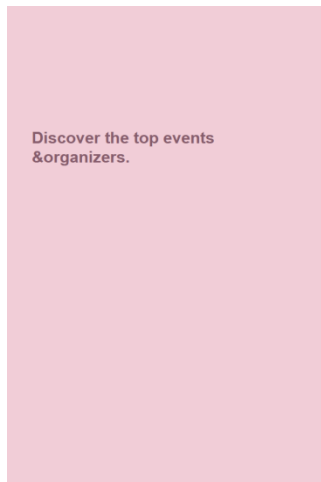
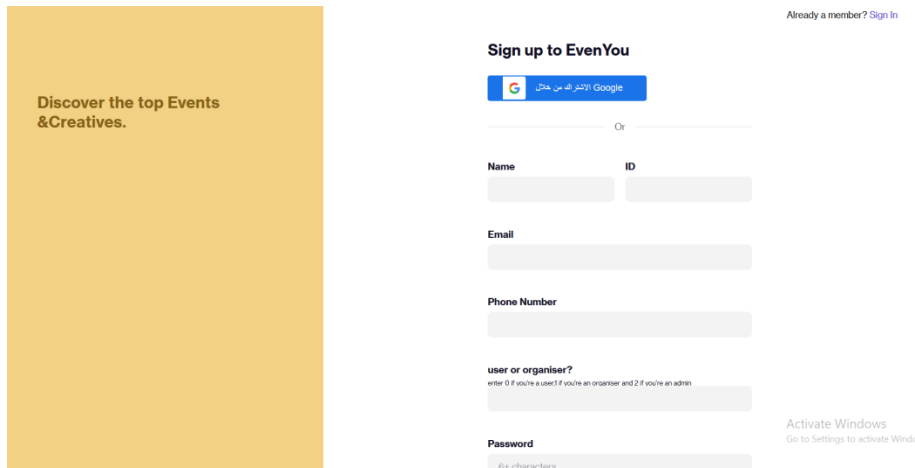


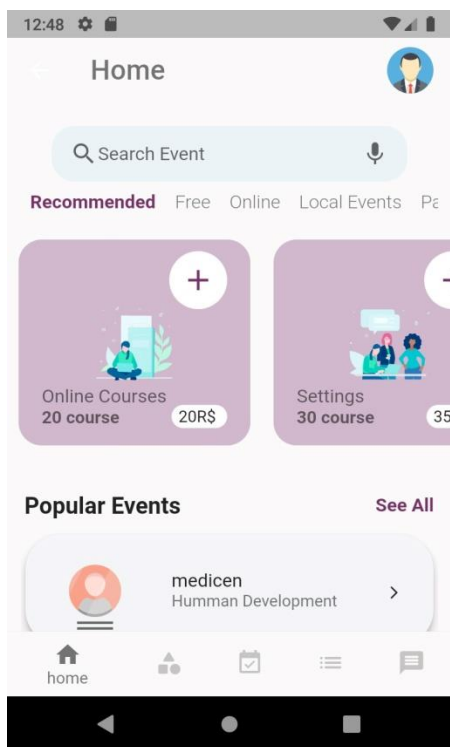
Figure 7 signup website



- the user side

He can see different events in this page

Figure 8 main page user



But if he wants to go more specific he can choose events which are classified in categories.

Figure 9 categories-user

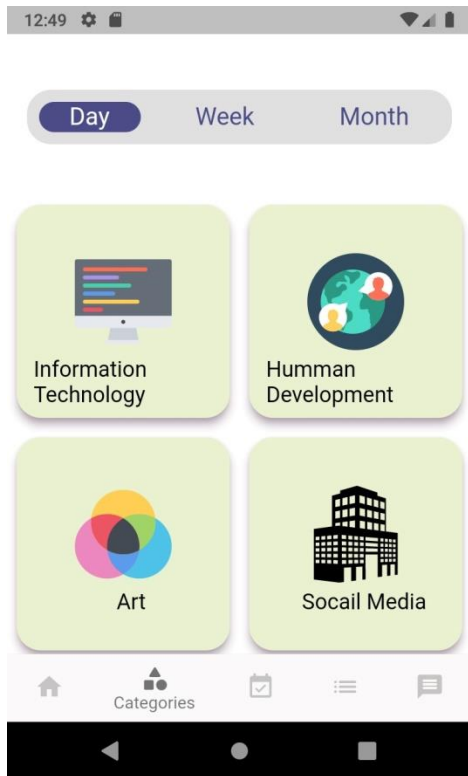
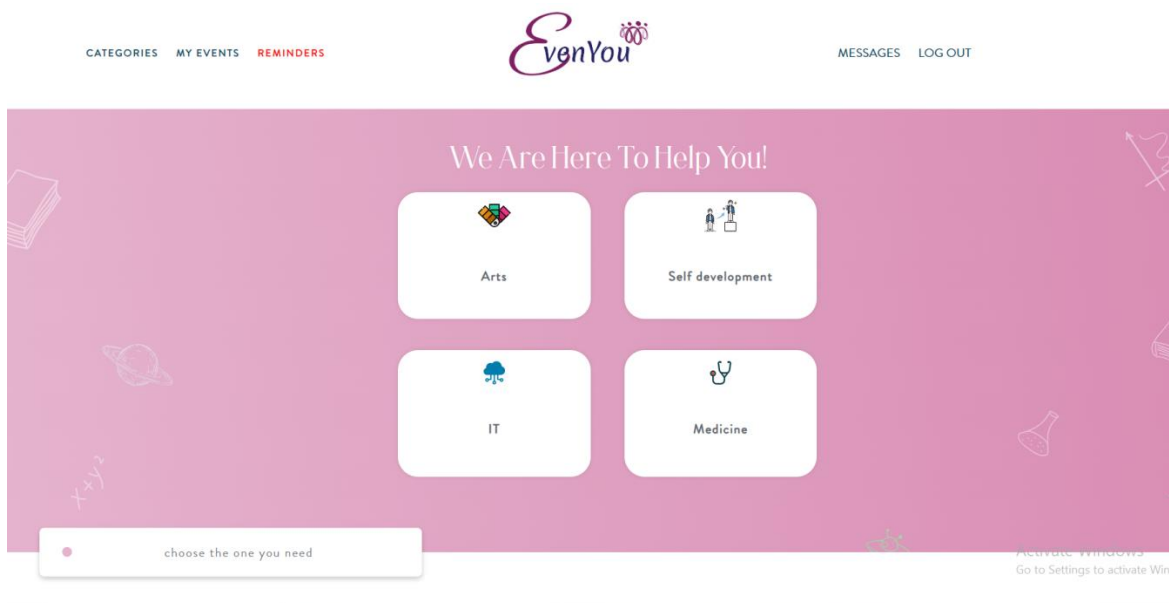
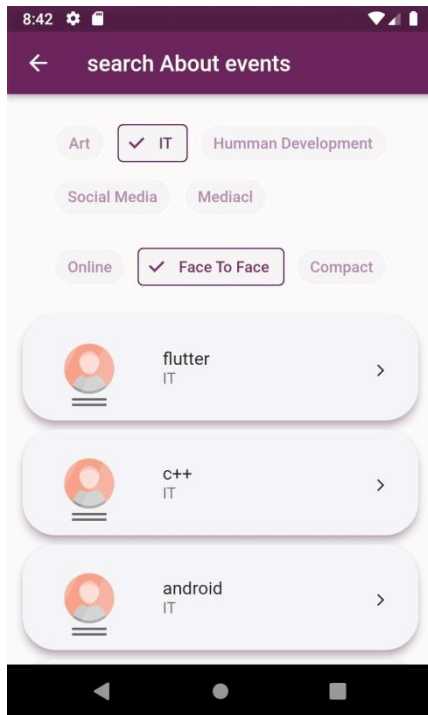


Figure 10 categories user-web



He can also filter the events in the category according to different things

Figure 11 filter events -user



Then we he choose the event that he wants from the category this screen appears so if he wants to join the event he clicks on join

Figure 12 join events-user

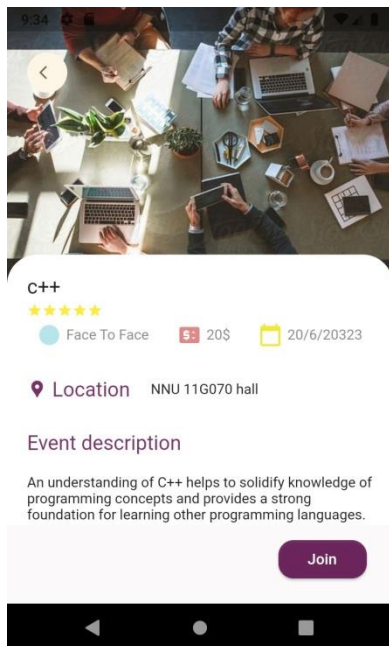


Figure 13 join events-web



The user then can see all events he has joined

Figure 14 my events-user

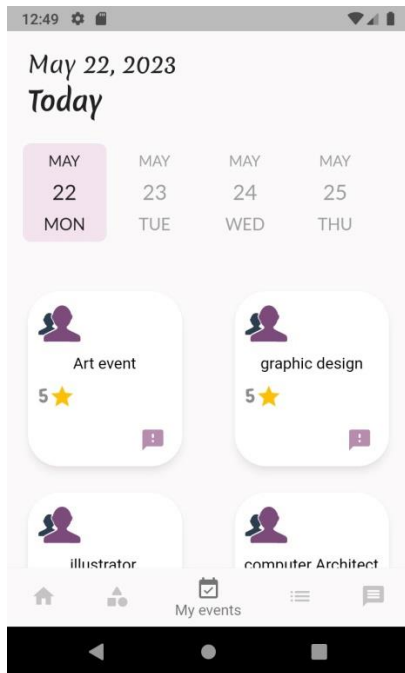
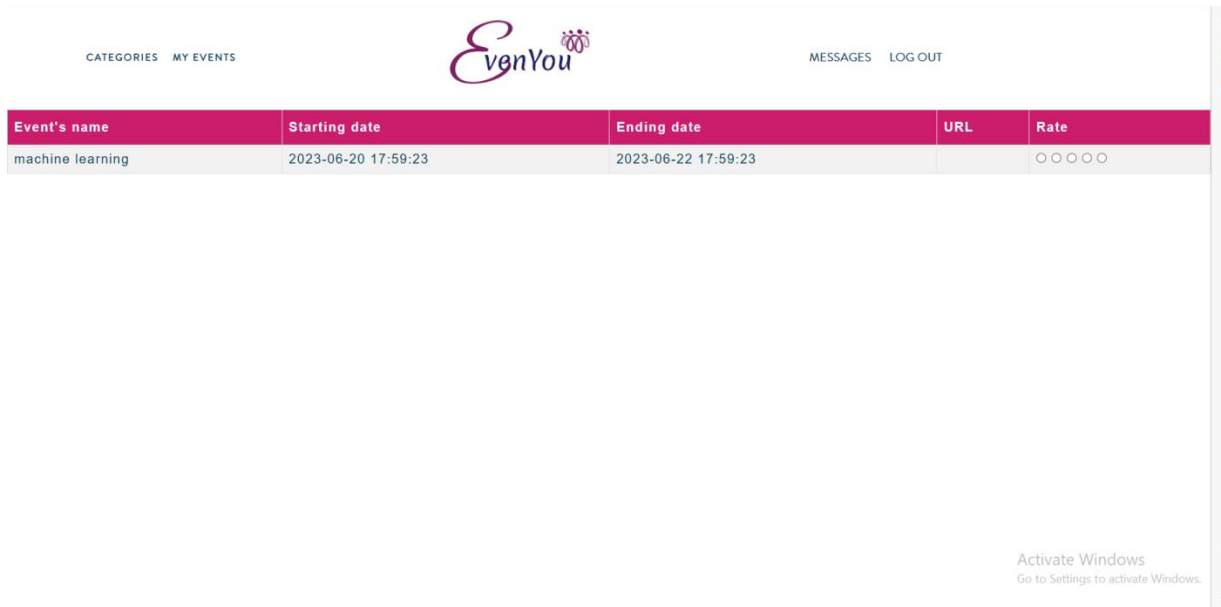


Figure 15 my events-user website



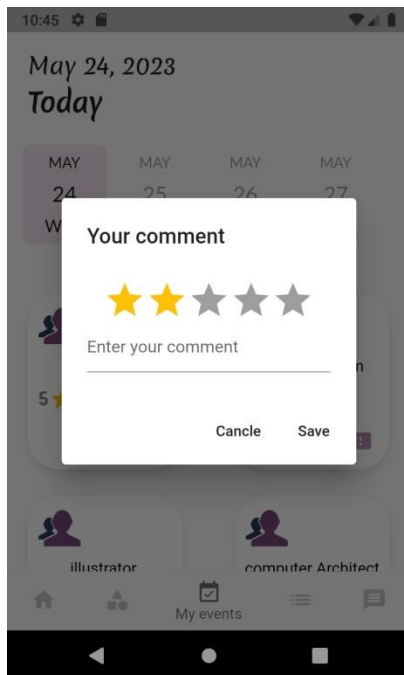
The screenshot shows a web interface for 'EvenYou'. At the top, there is a navigation menu with 'CATEGORIES' and 'MY EVENTS' on the left, the 'EvenYou' logo in the center, and 'MESSAGES' and 'LOG OUT' on the right. Below the navigation is a table with the following data:

Event's name	Starting date	Ending date	URL	Rate
machine learning	2023-06-20 17:59:23	2023-06-22 17:59:23		○ ○ ○ ○ ○

At the bottom right of the page, there is a watermark that says 'Activate Windows Go to Settings to activate Windows.'

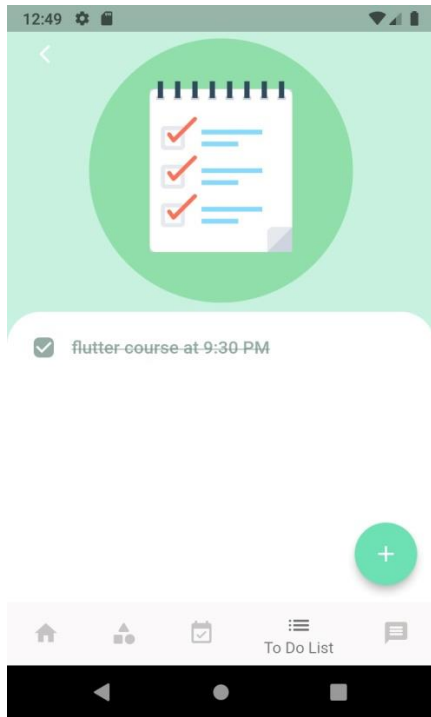
He can also rate and write a comment on the events he joined after attending

Figure 16 rate events by user



The user also has a to do list so he can write what tasks or events he has to do and when he finishes he click on the checkbox which means the task is done.

Figure 17 to do list-user



Finally. He can send messages to any event organizer or user

Figure 18 chat-mobile

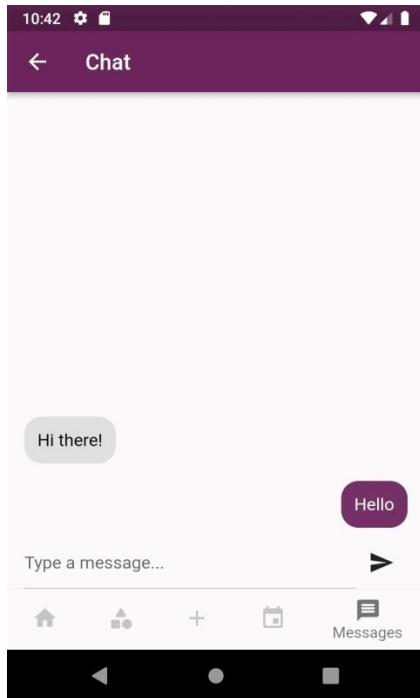


Figure 19 chat-web

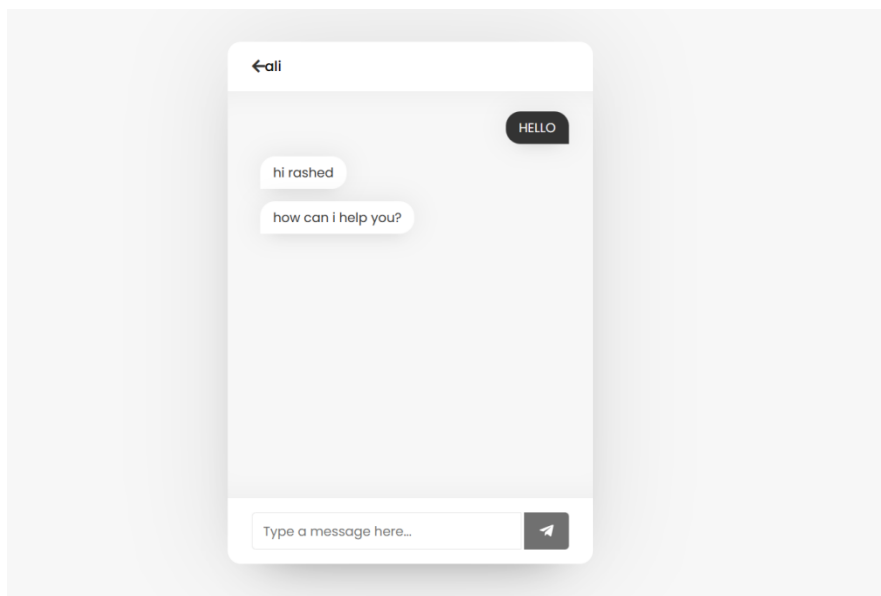
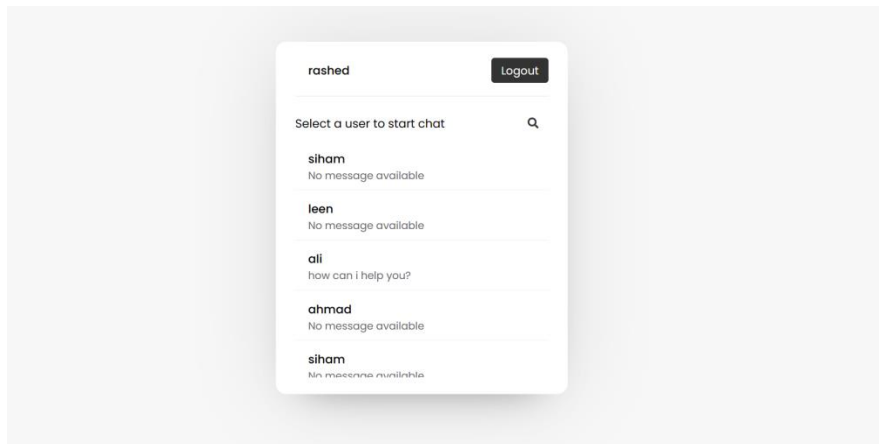


Figure 20 chat-web2



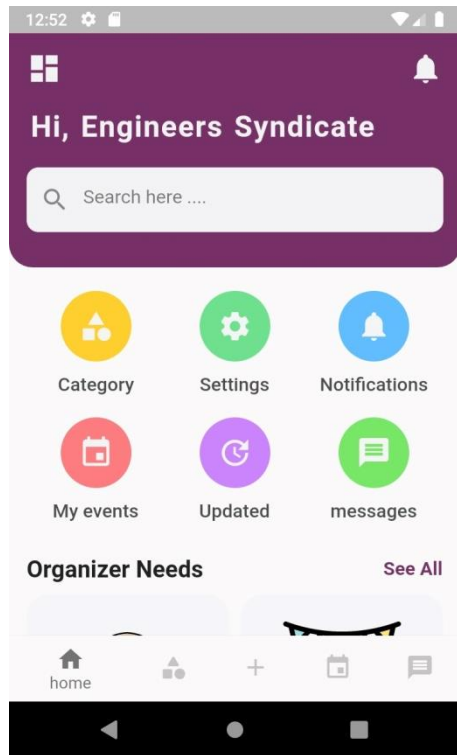
And he can also see reminders that remind him of events he has joined that after 2 days from the current date, when he clicks on reminders.

Figure 21 reminders



- **Organizer side :**  
After the organizer log in ,this screen appears

Figure 22 categories-organizer



The first thing he can do is add events or edit their information , so he enters all information needed for an event to be created

Figure 23 add events

12:53

← Add Event

Event id  
Enter the event id

Event Name  
Enter the event name

Event Location  
choice the event location

Date  
5/22/2023

Start Date End Date

Home + Add Event Calendar Messages

Figure 24 edit events

9:00

← Edit Events

Name  
medicen

Type  
Online

price  
20

Date  
5/30/2023

Save

With the Maps SDK for Android, he can add maps to the Android app including Wear OS apps using Google Maps data, map displays, and map gesture responses.

The SDK supports both the Kotlin and Java programming languages and provides additional libraries and extensions for advanced features and programming techniques.

Figure 25 specify location

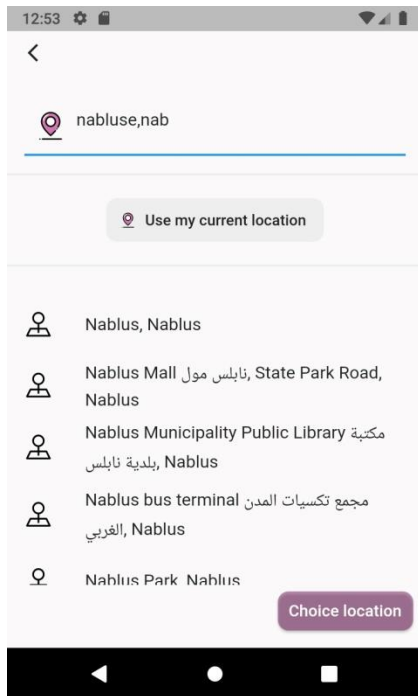
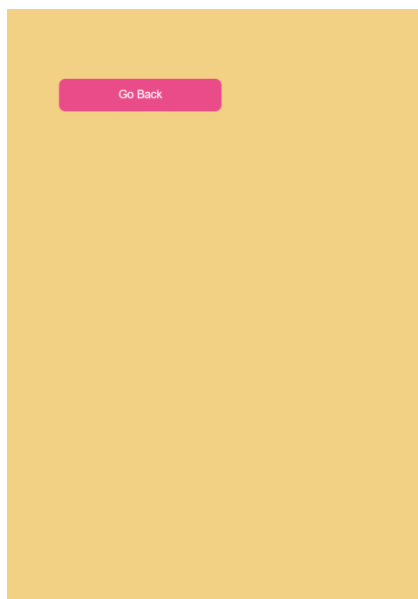


Figure 26 add events-web



### Add an event to EvenYou

name

Category  price

location

start date

end date

url

Activate Windows  
Go to Settings to activate Windows

Figure 27 add events web2



location

start date

end date

uri

description

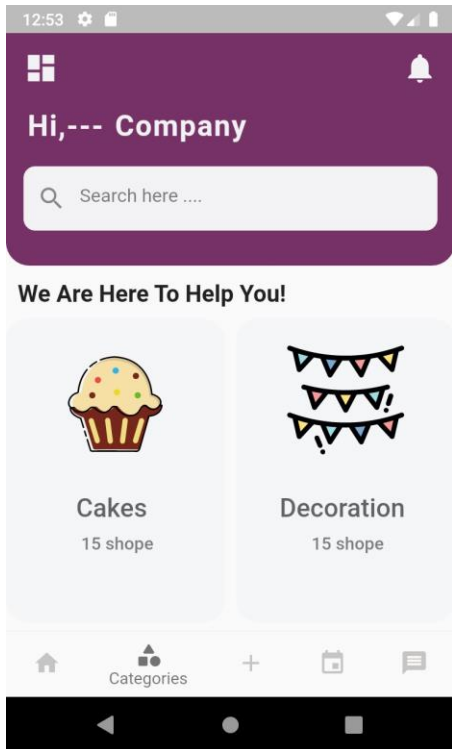
Add Event

Update

Delete


Activate Windows  
Go to Settings to activate V

What makes EvenYou special is that the organizer can organize his event completely here so he can reserve everything needed for his event from chairs,tabs,halls,food everything he needs



Website version:

Figure 28categories-web



After the organizer chose the category (for example halls category he sees all halls that are registered in the application).

Figure 29see food

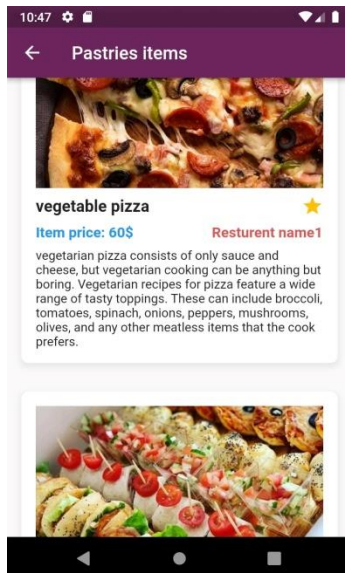


Figure 31 see halls

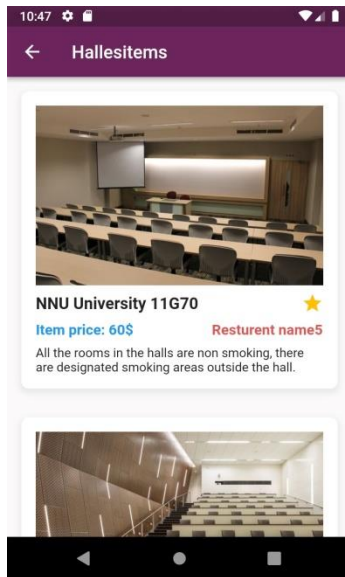
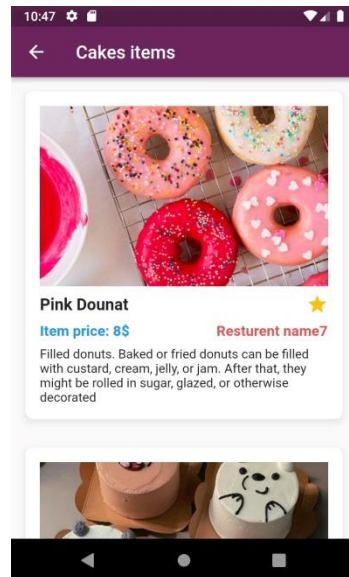
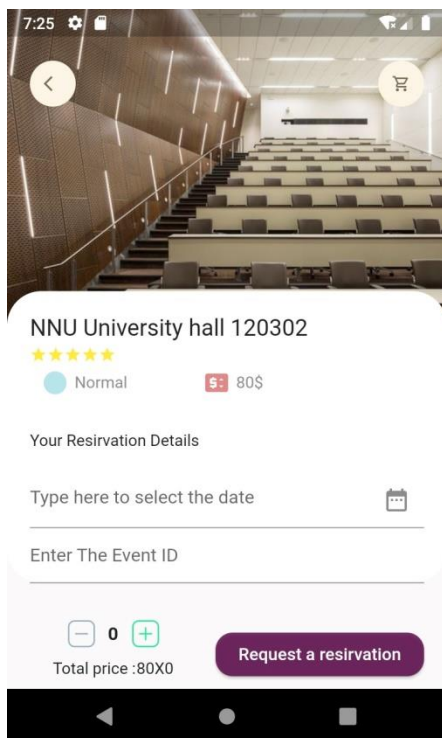


Figure 30 see items



When he choose the appropriate item for him he clicks on request a reservation so the store that has that item accepts the reservation or refuse

Figure 32 reserve a request



## Website version:

Figure 33cart-web

The screenshot displays the 'EvenYou' website interface. At the top, there are navigation links for 'CATEGORIES', 'ADD EVENTS', 'MESSAGES', and 'LOG OUT'. The main content area is titled 'Cart' and features a grid of six pastry items, each with an image, name, price, a quantity input field set to '1', and an 'Add To Cart' button. The items are: cheese pastries (\$5.00), nutella pastries (\$6.00), zaatar pastries (\$5.00), Choros (\$8.00), klair (\$6.00), and croissant (\$4.00). To the right, a section titled 'Items selected' shows a table with columns for ID, Name, Price, Quantity, and Total Price. It lists two items: 'nutella pastries' (ID 12, Price 6, Quantity 2, Total Price \$12.00) and 'klair' (ID 16, Price 6, Quantity 26, Total Price \$156.00). Below the table, a 'Total price' row shows \$168.00. A 'Clear' button is next to the total price, and an 'Order NOW' button is at the bottom of the table. A watermark 'Activate Windows' is visible in the bottom right corner.

CATEGORIES ADD EVENTS

EvenYou

MESSAGES LOG OUT

Choose your event

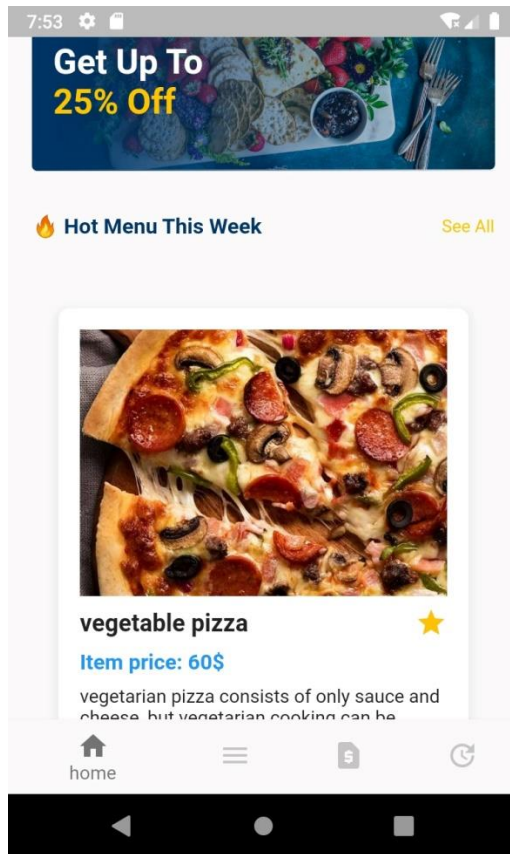
### Items selected

ID	Name	Price	Quantity	Total Price	
12	nutella pastries	6	2	\$12.00	<a href="#">Remove</a>
16	klair	6	26	\$156.00	<a href="#">Remove</a>
			Total price	168.00	<a href="#">Clear</a>
				<a href="#">Order NOW</a>	

Activate Windows  
Go to Settings to activate Windows.

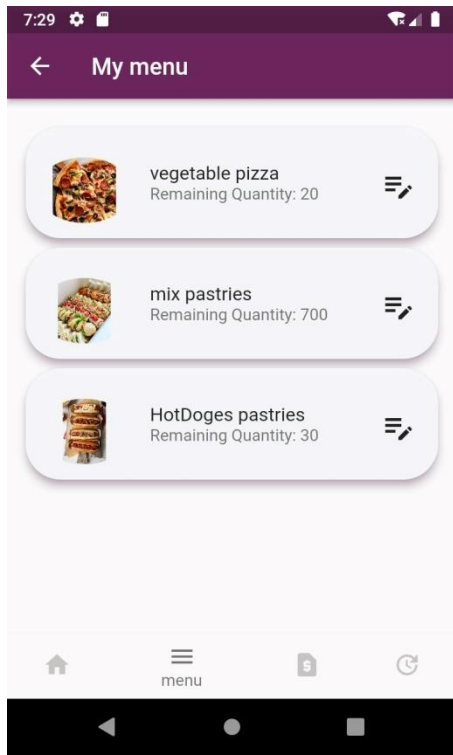
- Store side: home page :they can see their items.

Figure 34 store-main page



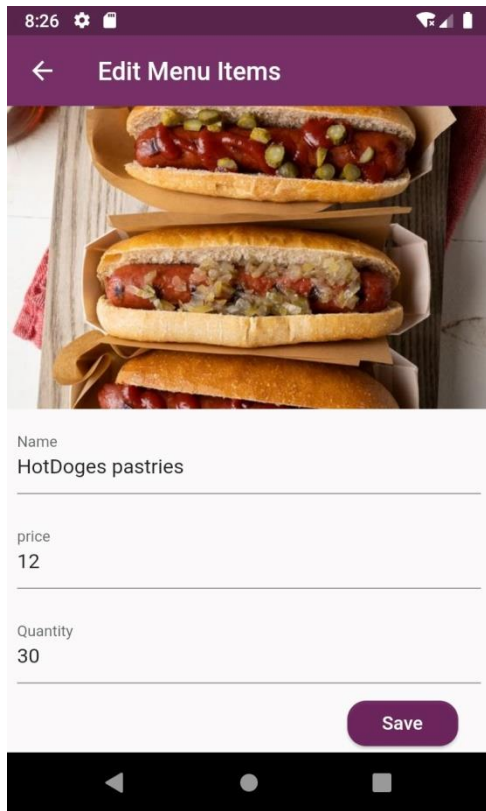
Stores which are registered in EvenYou ,has a menu of the items they serve .. and they specified a quantity they can serve so the organizer is limited with a quantity when he wants to order

Figure 35 stores menu




They can add items to their menu

Figure 36 add items to menu



When the organizer order something, the requests appear in this page. So if the store will accept the order he clicks on status to accept and confirms the request.

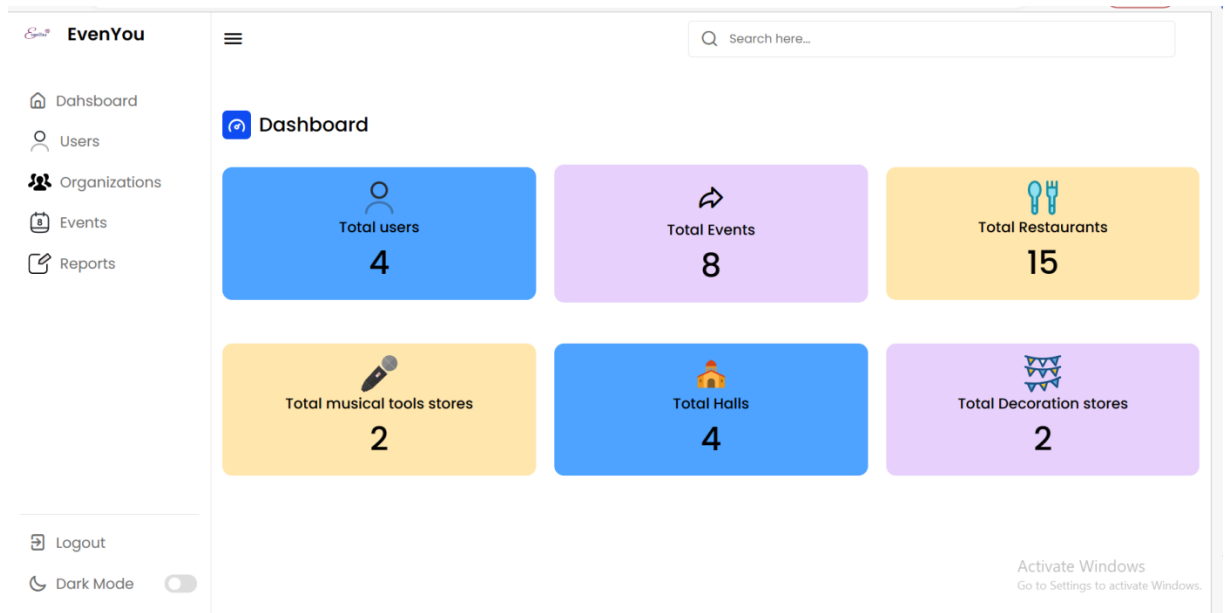
Figure 37 requests



- **Admin side:**

The admin is able to see the number of total users, events, stores participated in the event.

Figure 38 admin dashboard



The admin can do multi-tasks. he can add users and organizers . update their information and delete their accounts and he can also see all their information in a table and also see reports. (I will attach screenshots below)

Add users/update their information:

Figure 39 add users-admin

**Add a user to EvenYou**

Go Back

User name

User ID

Password

Phone number

Email

type

Add User

Activate Windows  
Go to Settings to activate Windows.

## Display their table/delete accounts

Figure 40 display users' table

EvenYou

Search here...

Dashboard

Users

Organizations

Events

Reports

Logout

Dark Mode

**Display users table**

Name	ID	phone number	password	email
ahmad	11	59878954	123456	ahmad@gmail.com
ali	22	58795417	123456	ali@gmail.com
rashed	33	2147483647	1234567	rashedyaish@hotmail.com

enter the id of the user y

Activate Windows  
Go to Settings to activate Windows.

## Add stores/update their information

Figure 41 add stores

Go Back

### Add an organization to EvenYou

Organization name

Category: food | Type: pastries

location

image

Add Organization

Update

Activate Windows  
Go to Settings to activate Windows.

Display their table,

Figure 42 display stores' table

EvenYou

Dashboard

Users

Organizations

Events

Reports

Logout

Dark Mode

Search here...

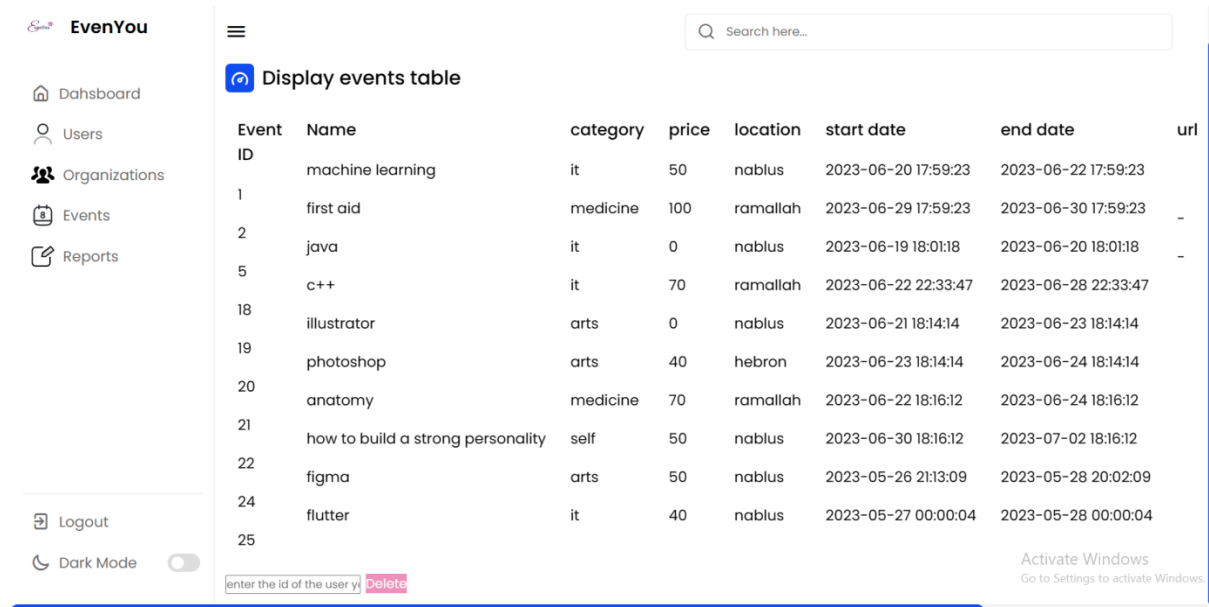
### Display stores table

id	Name	category	type	location	image
1	ANNAJAH pastries	food	pastries	Nablus-Academiah.	bread.jpg
2	Eiffel pastries	food	pastries	Ramallah-Irsal St.	french.jpg
3	A & M Pastries	food	pastries	Hebron -Dura	cro.jpg
4	Cake & Bake	food	pastries	Nablus-Rafidia	cake.jpg
5	Million Pastries	food	pastries	Nablus-Asira.	million.jpg
6	lebanon gateau	food	pastries	nablus	gateau.jpg
7	mandalina	food	drinks	Nablus	mandalina.jpg
8	on road	food	drinks	Ramallah	on_road.jpg
9	shini	food	drinks	Hebron	cola.jpg
10	pizza time	food	italian	nablus	pizza.jpg
11	Orgada	food	italian	Hebron	burger.jpg
12	PASTA	food	italian	Ramallah	pasta.jpg

Activate Windows  
Go to Settings to activate Windows.

Display all events:

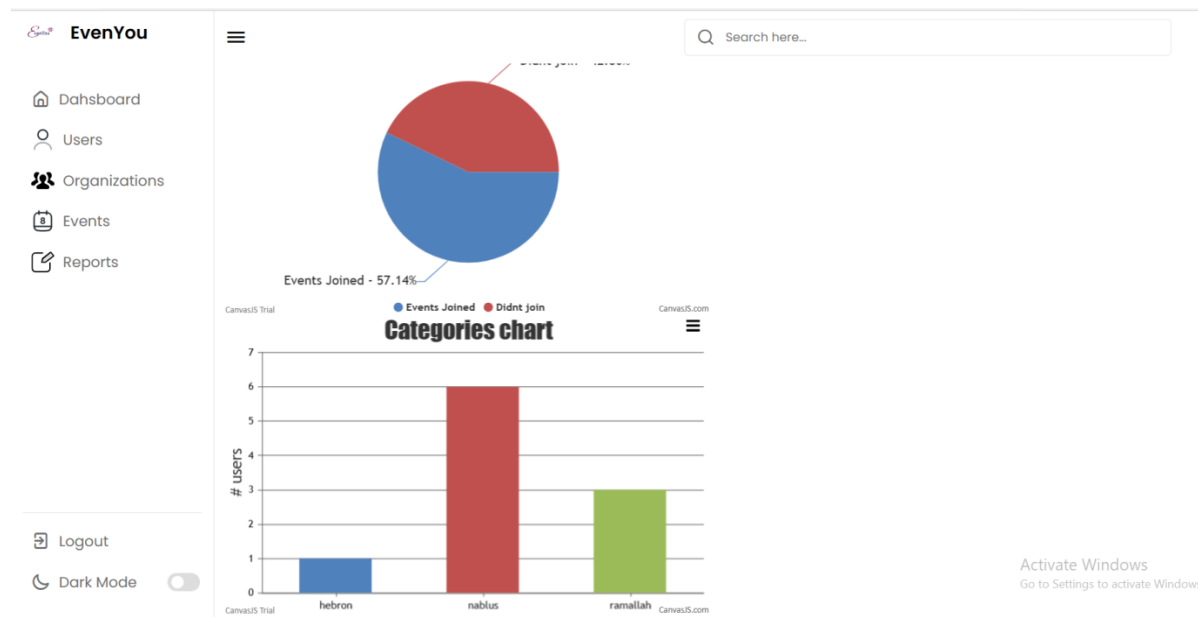
Figure 43 display all events



## Reports:

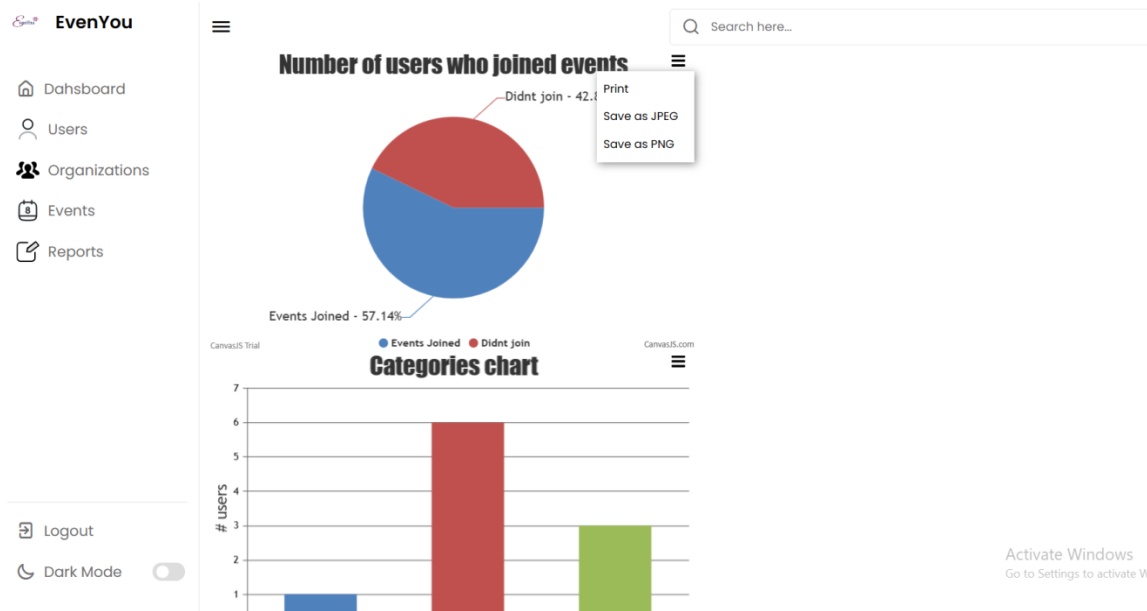
The admin can see charts which give him indications about users and events.

Figure 44 charts



He can also print the chart or save it as png or jpeg.

Figure 45 charts 2



He can also see the activity of a specific user or organizer so the admin may take advantages from that.

For example if he wants to see the organizer whose id is 44 all his events appear

Figure 46 specific reports

The screenshot shows a specific report for organizer activity with ID 44. The report is titled "Display users table" and contains a table of events. The table has columns for Name, Category, Price, Location, Starting Date, and Ending Date. The events listed are:

Name	Category	Price	Location	Starting Date	Ending Date
machine learning	it	50	nablus	2023-06-20 17:59:23	2023-06-22 17:59:23
first aid	medicine	100	ramallah	2023-06-29 17:59:23	2023-06-30 17:59:23
java	it	0	nablus	2023-06-19 18:01:18	2023-06-20 18:01:18
c++	it	70	ramallah	2023-06-22 22:33:47	2023-06-28 22:33:47
illustrator	arts	0	nablus	2023-06-21 18:14:14	2023-06-23 18:14:14
photoshop	arts	40	hebron	2023-06-23 18:14:14	2023-06-24 18:14:14
anatomy	medicine	70	ramallah	2023-06-22 18:16:12	2023-06-24 18:16:12
how to build a strong personality	self	50	nablus	2023-06-30 18:16:12	2023-07-02 18:16:12
figma	arts	50	nablus	2023-05-26 21:13:09	2023-05-28 20:02:09
flutter	it	40	nablus	2023-05-27 00:00:04	2023-05-28 00:00:04

The dashboard also includes a sidebar with navigation options, a search bar, and a "Logout" button.

User activity (id=33)

Figure 47 specific reports2

EvenYou

Report for organizer activity ID  Show Report

Search here...

### Display users table

Name	Category	Price	Location	Starting Date	Ending Date
machine learning	it	50	nablus	2023-06-20 17:59:23	2023-06-22 17:59:23
figma	arts	50	nablus	2023-05-26 21:13:09	2023-05-28 20:02:09
flutter	it	40	nablus	2023-05-27 00:00:04	2023-05-28 00:00:04

Logout Dark Mode

Activate Windows  
Go to Settings to activate Windows

The admin also can change the mode of the page to the dark mode

Figure 48 dark mode

EvenYou

Report for organizer activity ID  Show Report

Search here...

### Display users table

Name	Category	Price	Location	Starting Date	Ending Date
machine learning	it	50	nablus	2023-06-20 17:59:23	2023-06-22 17:59:23
first aid	medicine	100	ramallah	2023-06-29 17:59:23	2023-06-30 17:59:23
java	it	0	nablus	2023-06-19 18:01:18	2023-06-20 18:01:18
c++	it	70	ramallah	2023-06-22 22:33:47	2023-06-28 22:33:47
illustrator	arts	0	nablus	2023-06-21 18:14:14	2023-06-23 18:14:14
photoshop	arts	40	hebron	2023-06-23 18:14:14	2023-06-24 18:14:14
anatomy	medicine	70	ramallah	2023-06-22 18:16:12	2023-06-24 18:16:12
how to build a strong personality	self	50	nablus	2023-06-30 18:16:12	2023-07-02 18:16:12
figma	arts	50	nablus	2023-05-26 21:13:09	2023-05-28 20:02:09
flutter	it	40	nablus	2023-05-27 00:00:04	2023-05-28 00:00:04

Logout Dark Mode

Activate Windows  
Go to Settings to activate Windows

## **Results:**

The completion of the user-friendly application and website marks a significant goal in the project. We are now prepared to launch a platform that will fundamentally change how event participants, organizers, and supporting businesses interact. We expect that the application and website will be useful to the events community and produce favorable results. The platform seeks to improve the event experience for attendees by providing a user-friendly interface and intuitive features, to simplify event planning and maintenance for organizers, and to create beneficial networking possibilities for participating stores

We constructed the application and website to meet the specific demands of each user group after doing thorough testing and carefully considering user feedback. We look forward to implementing the platform and evaluating its effects to ascertain the concrete benefits it can provide in terms of boosted community cooperation, streamlined event planning procedures, and greater event engagement.

## Conclusion, Recommendations and Future Work

### 6.1 A brief conclusion:

The goal of this project is to build a complete community for events by creating a user-friendly application and website that serves 3 types of people, event attendees, event organizers and stores that can serve organizers. This platform will improve attendees' event experiences, make event planning easier for event planners and organizers, and foster beneficial networking possibilities with supporting businesses and stores. We can influence the future of the events business, create life-changing experiences for everyone involved, and improve society's cultural level by embracing collaboration and technology.

### The skills that we have gained by building this application:

- Creating a mobile app with Flutter and php programming language.
- Creating a chatting system.
- Integrating developer APIs and utilizing data from websites in our app .

### 6.2 Recommendation:

The world is going towards the internet, most of the people are using mobile phones and websites, so due to the importance of mobile applications, we suggest making the mobile course a compulsory specialization, just like the web course.

### 6.3 Future works:

1-Design the application to support multiple languages.

2-enhance the chat system so it supports voice messages ,attachments and emojis.

3-make users able to create simple events for example birthday parties and send invitations to specific members.

4-add cards feature,which means the organizer can design his business card so he can advertise himself ,by adding information to card template and then he can share it.

5- modify the map system so the user can get the directions to arrive to the specific place he wants to attend the event.

## **References :**

[1]:Government-funded event organisations—good and bad practice. *Int. J. Event Festiv. Manage.* 6, 200–214. doi: 10.1108/IJEFM-11-2014-0024

[2]: <https://www.eventbrite.com/>

[3]: [https://www.meetup.com/lp/how-to-group-start-v2-savings?utm\\_medium=SEM&utm\\_source=google&utm\\_campaign=mmrk\\_adwords\\_orgacq\\_mena\\_branded&utm\\_term=group&utm\\_content=lp\\_grp\\_save&gclid=CjwKCAjwgqejBhBAEiwAuWHioIAVA9uz1dGYJySAz3hqEN2bqwYBTng\\_b\\_xJSRxpRA45GLogTz4MhoCacQQA\\_vD\\_BwE](https://www.meetup.com/lp/how-to-group-start-v2-savings?utm_medium=SEM&utm_source=google&utm_campaign=mmrk_adwords_orgacq_mena_branded&utm_term=group&utm_content=lp_grp_save&gclid=CjwKCAjwgqejBhBAEiwAuWHioIAVA9uz1dGYJySAz3hqEN2bqwYBTng_b_xJSRxpRA45GLogTz4MhoCacQQA_vD_BwE)