An-Najah National University

Faculty of Graduate Studies

KEY CHALLENGES FOR STRENGTHENING DISASTER RISK MANAGEMENT GOVERNANCE IN PALESTINE

By

Shatha Abed AlRhman AlQasrawi

Supervisor

Prof. Jalal AlDabbeek

This Thesis is Submitted in Partial Fulfillment of the Requirements for The Degree of Master of Disaster Risk Management, Faculty of Graduate Studies, An Najah National University, Nablus-Palestine.

2024

KEY CHALLENGES FOR STRENGTHENING DISASTER RISK MANAGEMENT GOVERNANCE IN PALESTINE

By
Shatha Abed AlRhman AlQasrawi

This thesis was Defended successfully on 09/09/2024, and approved by:

Prof. Jalal AlDabbeek	
Supervisor	Signature
Dr. Karim Aljawhari	
External Examiner	Signature
Dr. Hussein Ahmad	
Internal Examiner	Signature

Dedication

This thesis is dedicated to the resilient people of Palestine, whose strength and perseverance in the face of adversity inspire countless others worldwide. It is also dedicated to my family, for their unwavering support and love that fueled my determination and made this journey possible. I am grateful to my parents for instilling in me the values of hard work and dedication, my siblings for their endless encouragement and belief in my capabilities, and my colleagues, whose insights have been invaluable.

I extend this dedication to my mentor and supervisor, Prof. Jalal Al Dabbeek, whose guidance and expertise have been invaluable in shaping this research. His dedication to disaster risk management and reduction not only in Palestine but globally, serves as a beacon of hope and a call to action for all of us in this field. And to all the researchers, practitioners, and policymakers working tirelessly to mitigate disaster risks and enhance governance systems worldwide. Your collective efforts are crucial in paving the way towards a safer, more resilient world for future generations.

Lastly, I dedicate this to future generations of DRM professionals who will carry forward the mission of creating safer, more resilient communities. May this work contribute to the body of knowledge needed to navigate the challenges of DRM governance and foster a culture of preparedness and resilience

Acknowledgement

This thesis is the result of a challenging yet rewarding journey, which I could not have completed without the unwavering support, guidance, and encouragement of many individuals and institutions.

First and foremost, I would like to express my deepest gratitude to my supervisor, Prof. Jalal Al Dabbeek, for his invaluable expertise throughout this process. His insights and commitment to disaster risk management governance have been a source of constant inspiration.

I am incredibly thankful to An-Najah National University, particularly the Faculty of Graduate Studies, for providing me with the opportunity to pursue this research. My heartfelt appreciation also goes to the Disaster Risk Management program faculty members for their academic support and for cultivating an environment that fostered intellectual growth. To my family, your unwavering love and support have been the backbone of my success.

To my parents, your endless love and belief in me have always been my greatest source of strength. To my siblings, your unwavering support has been a constant source of motivation, without which this accomplishment would not have been possible.

I extend my gratitude to all the researchers, practitioners, and policymakers working in the field of disaster risk management. Your collective efforts drive the global movement towards safer and more resilient communities.

Finally, a special thanks to the resilient people of Palestine, whose courage in the face of adversity has motivated and shaped this research. I hope this work contributes in some small way to the ongoing efforts to build a more resilient and prepared society.

Thank you all for your trust, support, and encouragement throughout this journey.

Declaration

I, the undersigned, declare that I submitted the thesis entitled:

KEY CHALLENGES FOR STRENGTHENING DISASTER RISK MANAGEMENT GOVERNANCE IN PALESTINE

Unless otherwise referenced, I declare that the work provided in this thesis is the researcher's work and has not been submitted elsewhere for any other degree or qualification.

Student's Name: شذى عبد الرحمن قرادي

Signature: Shatha

Date: 9.9.2024

List of Contents

Dedication iii

Acknowledgement iv

Declaration v

List of Contents vi

List of Tables viii

List of Figures ix

List of Appendixes x

Abstract xiii

Chapter One: Evolution and Frameworks of Good Disaster Risk Management Governance Towards Resilience (Literature Review) 1

1.1 Transition from Disaster Management to Comprehensive Disaster Risk Reduction Governance 3

1.2 Understanding Disaster Risk Management Governance 11

1.3 Principles of Good Disaster Risk Management Governance for Resilience 19

1.4 Disaster Risk Management Governance Worldwide: Progress, Challenges and Recommendations 24

1.5 Disaster Risk Management Governance in Palestine: Progress, Challenges, and Recommendations 29

1.5.1 Country Overview, Unique Situation and Basic Risk Profile 29

1.5.1.1 Country Overview 29

1.5.1.2 The Unique Situation in Palestine 30

1.5.1.3 Basic Risk Profile 32

1.5.2 DRRG in Palestine: Progress, Challenges and Recommendations 37

1.6 The study's components 44

1.6.1 Concepts and Operational Definitions 44

1.6.2 Problem statement 45

1.6.3 Aim and objectives of the study 46

1.6.4 Importance of the study 46

1.6.5 Questions and Hypothesis of the Study 46

Chapter Two: Quantitative Analysis of Disaster Risk Management Governance in Palestine (Methodology) 48

2.1 Study Design 48
2.2 Study population 48
2.3 Study sample 48
2.4 Study Instruments: Validity and Reliability Assessment 49
2.4.1 Instrument Description 49
2.4.2 Instrument Validity 50
2.4.2.1 Virtual Validity 50
2.4.2.2 Exploratory Data Analysis (Construct Validity) 51
2.4.3 Instrument Reliability 51
2.5 Statistical Analysis Plan 52
2.6 Study Procedure 52
2.7 Ethical Procedures 53
Chapter Three: Study Results and Data Analysis 55
3.1 Socio-Demographic analysis 55
3.2 Descriptive statistics 56
3.3 Testing hypothesis 81
Chapter Four: Discussion of Study Results 85
4.1 The discussion of results and conclusions of the study 85
4.2 Study's recommendations 92
4.3 Study's Limitations 95
List of Abbreviations 96
References 97
Appendices 105
الملخص ..... ب

List of Tables

Table 1.1: Summary of Disasters due to Extreme Temperatures, Storms and Floods in WB and Gaza since 1980 34

Table 1.2: Concepts and operational definitions..... 44

Table 2.1: Cronbach's Alpha values for the exploratory sample among employees distributed by aspects 52

Table 3.1: Socio-demographic characteristics among experts of the NDRMC, NTT, municipalities, and governorates (n=47)..... 55

Table 3.2: Descriptive statistics of the extent of political commitment to DRR in Palestine 57

Table 3.3: Descriptive statistics of the primary obstacles to integrating DRR into the political agenda of Palestine..... 59

Table 3.4: Descriptive statistics of the actions that can be taken to enhance political commitment to DRR in Palestine..... 60

Table 3.5: Descriptive statistics of the strengths and weaknesses of the current DRM legal and policy framework in Palestine 62

Table 3.6: Descriptive statistics of the key obstacles to enhancing DRM legal and policy framework in Palestine..... 64

Table 3.7: Descriptive statistics of the actions that can be taken to improve the DRM legal and policy framework in Palestine 65

List of Figures

Figure 1.1: The Evolution of the DRR field and Selected Major Disasters (1985–2019) 11

Figure 1.2: Comprehensive Understanding of Disaster Risk..... 16

Figure 1.3: Integrated Monitoring of the Global Targets of The SF and The SDGs..... 22

Figure 1.4: Number of Countries Reporting Having National DRR Strategies 25

Figure 1.5: Average Scores of Alignments of National DRR Strategies with The SFDRR, As Reported by Countries 26

Figure 1.6: Land Classification According to Oslo Agreement 31

Figure 1.7: Spatial Distribution of Social Vulnerability Index (SVI) in WB and Gaza. 36

Figure 1.8: The WB and Gaza's US $2.7bn NDC Funding Gap by Sector..... 41

Figure 3.1: Comparison of Responses for Integration of DRR into Political Agenda and Political Commitment to DRR.in Palestine 58

Figure 3.2: Importance of SFDRR Priorities for Actions in Achieving SFDRR Goals and Targets..... 77

List of Appendixes

Appendix A: Figures 105

Figure A.1: Socio-Demographic analysis of the Respondents 105

Figure A.2: Comparison of Challenges to Integrating DRR into the Political Agenda of Palestine 108

Figure A.3: Comparison of Actions to Enhance Political Commitment to Integrating DRR into the Political Agenda of Palestine 108

Figure A.4: Key Insights into the strengths and Weakness of the Current DRM Legal and Policy Framework in Palestine 109

Figure A.5: Comparison of Key Obstacles to Enhancing DRM Legal and Policy Framework in Palestine 113

Figure A.6: Comparison of Actions to Improve DRM Legal and Policy Framework in Palestine 113

Figure A.7: Key Insights into the DRM Institutional Framework, Coordination Arrangements, Capacity Building and stakeholder Engagement in Palestine 114

Figure A.8: Comparison of Key Obstacles to Enhancing DRM Institutional Framework and Coordination Arrangements in Palestine 115

Figure A.9: Comparison of Key Actions to Enhance DRM Institutional Framework and Coordination in Palestine 116

Figure A.10: Importance of Various Funding Sources in Supporting DRM Efforts in Palestine 116

Figure A.11: Effectiveness and Suitability of Financing Mechanisms for DRM in Palestine 117

Figure A.12: Comparison of Key Obstacles to Enhancing DRM Financing in Palestine 117

Figure A.13: Comparison of Actions to enhance DRM Financing in Palestine 118

Figure A.14: Effectiveness of Current Efforts to Raise DRM Awareness and Community Engagement in Palestine 118

Figure A.15: Comparison of Main Barriers Preventing Effective Community Engagement and DRM Awareness DRM in Palestine 120

Figure A.16: Comparison of Actions to Enhance Community Engagement and Awareness in DRM in Palestine 120

Figure A.17: Key Elements Critical to the Effectiveness of DRMG in Palestine ... 121

Figure A.18: Comparison of Challenges Impacting DRMG in Palestine 121

Figure A.19: Urgency of Recommendations for Strengthening DRMG in Palestine 122

Figure A.20: Extent of Attributes in DRM Governance Structures in Developing Countries 122

Figure A.21: Extent of Adaptation and Implementation of International DRM Practices in Palestine 123

Figure A.22: Extent of Impact of Global and Regional DRM Challenges on Palestine 123

Appendix B: Tables 124

Table B.1: Pearson correlation coefficient between the items and the total score of the related to aspects 124

Table B.2: Descriptive statistics of the effectiveness of DRM institutional framework and coordination mechanisms in Palestine..... 125

Table B.3: Descriptive statistics of the key obstacles to enhancing the DRM Institutional Framework and coordination Mechanisms in Palestine 126

Table B.4: Descriptive statistics of the actions that can be taken to enhance DRM institutional framework and coordination mechanisms in Palestine..... 126

Table B.5: Descriptive statistics of the primary financing mechanisms supporting DRM efforts in Palestine..... 127

Table B.6: Descriptive statistics of the effectiveness and suitability of primary financing mechanisms supporting DRM efforts in Palestine..... 127

Table B.7: Descriptive statistics of the key obstacles to enhancing DRM financing in Palestine 128

Table B.8: Descriptive statistics of the actions that can be taken to enhance DRM financing to better support DRM efforts in Palestine 128

Table B.9: Descriptive statistics of the effectiveness of current efforts to raise DRM awareness and community engagement in Palestine..... 129

Table B.10: Descriptive statistics of the main barriers preventing effective community engagement and awareness about DRM in Palestine..... 129

Table B.11: Descriptive statistics of the actions that can be taken to enhance the community engagement and awareness in DRM in Palestine 130

Table B.12: Descriptive statistics of the most critical priorities for action in achieving the goals and targets of the SFDRR 130

Table B.13: Descriptive statistics of the key elements critical to the effectiveness of DRMG..... 131

Table B.14: Descriptive statistics of the key obstacles currently affecting the overall enhancement of DRMG in Palestine..... 131

Table B.15: Descriptive statistics of the actions that can be taken to improve DRMG in Palestine to better address the country's specific disaster risk challenges 132

Table B.16: Descriptive statistics of the extent to which the attributes of responsiveness, accountability, transparency, efficiency, and inclusiveness manifest in DRM governance structures in developing countries 132

Table B.17: Descriptive statistics of the extent to which international DRM practices are effectively adapted and implemented in the Palestinian context 133

Table B.18: Kolmogorov-Smirnov test for normality..... 133

Table B.19: Pearson correlation coefficient between enhanced political commitment to DRR and the integration of DRR and resilience strategies in the national policies of Palestine..... 133

Table B.20: Pearson correlation coefficient between the strengthened DRM legal framework in Palestine and disaster risks and management capabilities..... 133

Table B.21: Pearson correlation coefficient between effective coordination and a robust institutional framework and DRM outcomes in Palestine 133

Table B.22: Pearson correlation coefficient between diversified and stable financing mechanisms and the sustainability of DRM efforts in Palestine..... 134

Table B.23: Pearson correlation coefficient between Increased public awareness and community engagement in DRM and the resilience of communities in Palestine 134

Table B.24: Pearson correlation coefficient between Global and regional DRM challenges and the efficiency of enhancing DRM governance in Palestine 134

Appendix C: Documents..... 135

Appendix C.1: Sfdrr PFA2 Activities 135

Appendix C.2: Actions Outlined Under Essential One “Organize for Resilience” . 137

Appendix C.3: A Decree of the Council of Ministries..... 138

Appendix C.4: DRM Coordination Structure in Palestine..... 142

Appendix C.5: The Study Questionnaire 144

KEY CHALLENGES FOR STRENGTHENING DISASTER RISK MANAGEMENT GOVERNANCE IN PALESTINE

By
Shatha Abed AlRhman AlQasrawi
Supervisor
Prof. Jalal AlDabbeek

Abstract

This thesis investigates the key challenges and opportunities in strengthening good Disaster Risk Management Governance (DRMG) towards resilience in Palestine. Given the region's unique geopolitical context, economic constraints, and social complexities, the study identifies the systemic barriers to effective DRMG and propose actionable recommendations aligned with international standards.

The study begins with a literature review tracing the evolution of key concepts in disaster management, including Disaster Risk Management (DRM), Disaster Risk Reduction (DRR), and DRMG within frameworks such as the Sendai Framework, the 2030 Agenda for Sustainable Development, and the Paris Agreement. This review underscores the urgent need for a proactive and coordinated approach to DRMG. The literature review also provides an overview of global progress and challenges in DRMG, setting the stage for a focused analysis on Palestine.

Using a structured quantitative methodology, the research captures insights from key stakeholders involved in DRMG in Palestine. The study analyzes demographic data, descriptive statistics, and hypothesis testing to examine political commitment, legal and policy frameworks, institutional framework and coordination mechanisms, financing mechanisms, and public awareness related to DRR.

Key findings reveal major challenges, including political instability, economic constraints, and fragmented governance structures. The study also suggests actions to enhance DRMG, such as integrating DRR into national development plans, establishing dedicated DRR agencies, and promoting public-private partnerships. The thesis concludes with strategic recommendations, emphasizing the need for systematic reforms aiming to contribute to the global discourse on disaster resilience.

Keywords: Disaster Risk Management Governance; DRR; key challenges

Chapter One

Evolution and Frameworks of Good Disaster Risk Management Governance Towards Resilience (Literature Review)

Introduction to this study

Disaster Risk Management Governance (DRMG) plays a critical role in mitigating the impact of disasters, especially in regions facing unique geopolitical and socio-economic challenges like Palestine. “As the frequency, intensity, and complexity of natural and man-made disasters are increasing worldwide, effective DRMG structures become vital for ensuring resilience and disaster preparedness” (UNDRR, 2023).

In Palestine, the complexity of disaster risk is compounded by the ongoing Israeli occupation, political instability, and socio-economic constraints, making it difficult to develop and implement cohesive Disaster Risk Management (DRM) strategies. This study aims to explore and analyze the key challenges facing the strengthening of DRMG in Palestine, focusing on the systemic issues that hinder the development of effective governance frameworks.

Through a structured quantitative analysis involving stakeholders from various sectors, this study will assess the levels of political commitment, institutional coordination, legal frameworks, public awareness, community engagement, and financing mechanisms concerning DRM in Palestine. The research will accordingly identify the gaps for effective DRMG and offers actionable recommendations aligned with international best practices, such as those outlined in the Sendai Framework for Disaster Risk Reduction (SFDRR). This research is structured as follows:

Chapter One (Literature Review): Chapter One lays the theoretical and contextual groundwork for the thesis. It begins by introducing and tracing the historical evolution of key concepts in the field of disaster management, including DRM, DRR, and DRMG, adopting the "upward," "outward," and "downward" structures to elaborate on the evolution and significance of DRMG. This historical perspective is crucial for contextualizing the study within broader frameworks and for understanding the current interpretations of these pivotal concepts. Subsequently, the chapter explores key elements related to good DRRG towards Resilience within the context of the SFDRR

and the 2030 Agenda for SD. An overview of the global progress and challenges in DRRG at the midpoint of the SFDRR's implementation is provided, including relevant examples and case studies. This discussion offers valuable insights that set the stage for focusing specifically on DRRG in Palestine, assessing the progress and identifying key challenges in enhancing effective governance. Finally, the chapter concludes by outlining the study's essential components, which include the concepts and definitions, the problem statement, objectives and aims, the importance of the study, and the study questions and hypotheses.

Chapter Two (Methodology): This chapter will delve into the methodology adopted to investigate these challenges within the context of Palestine by answering the research questions and testing its hypothesis. By utilizing a structured, quantitative approach, the study is designed to capture the insights of various stakeholders involved in DRMG, thereby providing a comprehensive understanding of the existing challenges and opportunities. The methodological framework includes the study design, study population, study sample, study Instruments along with their validity and reliability indicators, Statistical analysis plan, study procedures, and ethical Procedure, all of which contribute to the accuracy and reliability of the research findings.

Chapter Three (Study results): This research aims to assess the key challenges for strengthening DRMG in Palestine. In this Chapter, the researcher presents an analysis using (SPSS, 28) to answer the research questions and determine whether to reject or fail to reject the research hypothesis. This chapter is divided into three parts: the first focuses on demographic analysis, the second on descriptive analysis, and the third on testing hypothesis testing.

Chapter Four (Discussion of Study Results): This chapter is divided into three parts: the first focuses on the discussion of results and conclusions of the study, the second on the study's recommendations, and the third on the study's limitation.

1.1 Transition from Disaster Management to Comprehensive Disaster Risk Reduction Governance

Understanding the evolution of DRM, DRR, and DRRG concepts and practices is instrumental in establishing a common language and adopting logical, scientific, and evidence-based approaches in disaster management. The concept of DRRG, although recent, builds on a long history of practices and thinking. DRR represents the latest evolution of the DRM concept, focusing on prevention and mitigation measures. DRM integrates DRR strategies and broader disaster management measures for response and recovery.

According to the most recent definitions, “DRM involves the application of DRR policies and strategies to prevent new disaster risks, reduce existing ones, and manage residual ones, contributing to strengthening resilience and reducing disaster losses." DRM actions are categorized into prospective DRM, corrective DRM, and compensatory DRM (also known as residual risk management). “DRR aims to anticipate, prevent new, reduce existing disaster risks, and manage residual ones, all of which strengthen resilience and help achieve sustainable development” (UNDRR, 2016). Essentially, DRR is a policy objective of DRM, serving as the mechanism for its realization. To comprehend the evolution of these concepts and practices, this section explores two questions:

1. How have the concepts evolved from their inception to today?
2. What events or conditions have influenced these changes at different times?

The evolution of these concepts and related practices can be traced through a historical approach, dividing the timeline into two stages: the first extends to the middle of the 20th century, and the second continues to the present. Initially, “disasters were predominantly seen as inevitable events caused by natural forces or divine retribution” (Furedi, 2007). Consequently, there were no organized efforts or global standards for DRM. “Efforts were limited to isolated actions by individual entities working independently, focusing on single hazards and disaster response. Disaster management governance relied on technical solutions, such as constructing hazard defenses like flood levees” (Coppola, 2015). Essentially, disaster management adopted an emergency response approach. Over centuries, a gradual awareness developed among governing bodies about the importance of comprehensive DRM rather than disaster management.

This paradigm shift began in the mid-20th century when "disaster studies emerged in the 1950s, exploring the topic from social science and natural/physical science perspectives. The social science approach emphasized community perceptions during and after emergencies, while the natural science approach focused on hazard dynamics and components" (Niekerk, 2006). "Post-World War II, air and nuclear threats concerns led many industrialized nations to develop civil defense systems. By the 1970s and 1980s, these systems had evolved into national emergency management systems and response organizations, known as civil defense organizations. Supported then by legal frameworks and financial and human resources, the focus of civil defense significantly transitioned from responding to military attacks to addressing broader emergency and disaster scenarios" (Coppola, 2015). This period marked a pivotal point in recent history, witnessing a substantial movement toward centralized citizens safeguarding and laying the bedrock for modern disaster management. Consequently, DRM practices began evolving with the emergence of Civil Defense.

The concept of Upward Responsibility pertains to "the accountability of global institutions to donors, funders, or governments." In the context of Upward Disaster Risk Governance (DRG), this involves redistributing state-related disaster risk functions, authority, and influence to entities like the World Bank, non-governmental organizations (NGOs), United Nations Development Program (UNDP), and the United Nations for Disaster Risk Reduction (UNDRR). Governments thus become answerable to global institutions governing disaster management efforts through non-legally binding mechanisms at multiple levels. The early steps toward Upward Disaster Risk Reduction Governance (UDRRG) can be traced to the 1970s with establishing the United Nations Disaster Relief Office, which served as a focal point for disaster relief and shaped a response and relief-focused approach (Mead, 2022).

In the 1990s, the UN catalyzed international collaboration in DRM through global conferences and other mechanisms, fostering a global dialogue and strategic cooperation among diverse communities. A major milestone occurred on December 11, 1987, when the UN designated the 1990s as the International Decade for Natural Disaster Reduction (IDNDR) through Resolution 42/169. "This resolution urged governments to keep the Secretary-General informed of their disaster reduction plans and assistance, laying the foundation for the UN to become an international hub for

information exchange, document storage, and coordination of global DRR efforts. This development marked the beginning of an upward shift in DRG, with Member States actively reporting their progress to the Secretary-General" (UNGA, 1988).

On December 22, 1989, the UN General Assembly (UNGA) supported these efforts by announcing October 13 as the International Day for Natural Disaster Reduction via Resolution No. 44/236. "This day was designated to promote internationally coordinated efforts to reduce economic and social losses post-natural disasters and to raise awareness of DRR's significance, especially in developing countries" (UNISDR, 1999).

In May 1994, the 1st World Conference (WC) on Natural Disaster in Yokohama, Japan, adopted the Yokohama Strategy for a Safer World. "Emerging from the mid-term review of the IDNDR, this strategy introduced ten principles, an action plan, and follow-up steps, all emphasizing the need to enhance the resilience of nations" (Nations, 1994).

A significant event in the evolutionary direction of DRM was the Great Hanshin Awaji earthquake on January 17, 1995, in Kobe, Japan. "This magnitude 7.3 earthquake exposed the vulnerabilities in the city's infrastructure, including rail lines, port facilities, and elevated highways, challenging Japan's reputation for earthquake resilience" (Britannica, 2022). By the end of the decade, the international community had become increasingly aware of the threats posed by natural disasters to economic and social stability. It was understood that DRR measures should be viewed as investments rather than costs. As a result, the focus of disaster management began shifting from response to a more proactive DRM, emphasizing the importance of DRR. Establishing a global prevention culture became the ultimate goal and challenge. In 1999, the IDNDR Program Forum, organized by the DNDR Secretariat at the UN, marked the end of the decade. It was then that the United Nations International Strategy for Disaster Risk Reduction (UNISDR[1]) was launched, preparing countries to better respond to disasters and solidifying the shift toward UDRRG (UNISDR, IDNDR, 1999).

[1] UNISDR is the designated focal point in the UN system for the coordination of disaster reduction activities of governments, UN agencies, regional organizations, and civil society organizations. It was created with the purpose of ensuring the implementation of the International Strategy for Disaster Reduction.

In summary, by the end of the 20th century, there was a significant shift from focusing on disaster response and post-event recovery to prioritizing DRM and pre-event planning. There was a growing recognition that disasters are not only natural, even if the associated hazards are. It also became clear that by addressing underlying risk drivers—such as hazard, exposure, location, and vulnerability—we can prevent losses, reduce the impacts of disasters, and consequently sustain development.

"On December 26, 2004, a magnitude 9.1 earthquake off the coast of Sumatra, Indonesia, triggered the Indian Ocean tsunami, resulting in over 200,000 casualties and marking it as the worst tsunami disaster in history" (Reid, 2019). This event was a defining moment for global DRM. It led to a significant elevation in the DRR and DRM strategies discourse. In response, Indonesia began enhancing its DRM, starting with improvements in risk information.

In January 2005, the Second WC on Disaster Reduction, known as the Hyogo Conference, convened in Kobe, Japan. The critiques at the conference pointed out that "merely enhancing resilience through capacity building failed to grasp the essence of DRR and overlooked the impracticality of completely eliminating disasters, suggesting a focus on mitigating their impacts instead". Consequently, the Hyogo Framework for Action (HFA) (2005 – 2015) was established, "fostering global collaboration among 168 nations to strengthen resilience over ten years". This framework shifted the approach from reactive disaster response to a proactive, integrated, comprehensive, and holistic approach to DRM and DRR. The HFA aimed to achieve "a substantial reduction of disaster losses in lives and social, economic, and environmental assets of communities and countries". "This goal was envisioned to be achieved by integrating disaster prevention, mitigation, preparedness, and vulnerability reduction measures into development programs".

"The HFA defined three strategic goals aligned with the broader Millennium Development Goals[1] (MDGs):

1. Integration of DRR considerations into SD policies and programs.

[1] The United Nations Millennium Development Goals (MDGs) are derived from Millennium Development Declaration, signed in September 2000, which commits world leaders to combat poverty, hunger, disease, illiteracy, environmental degradation, and discrimination against women. Each MDG has targets set for 2015 and indicators to monitor progress.

2. Strengthening capacities, institutions, and mechanisms to enhance community resilience against hazards.
3. Incorporating DRR approaches into the design and implementation of all emergency phases: preparedness, response, and recovery."

Additionally, the HFA underscored risk governance as a critical priority for DRR, incorporating actions and indicators directly related to DRRG. "For instance, PFA 1 focused on making DRR a national and local priority with a strong institutional and legislative foundation, while PFA 5 aimed at strengthening disaster preparedness for effective response at all levels. DRRG-related actions are also present in other HFA priorities, including identifying, assessing, and monitoring disaster risks and enhancing early warning systems (PFA 2), building a culture of safety and resilience (PFA 3), and reducing underlying risk factors (PFA 4)" (UNDRR, 2011). In the context of PFA 1, DRRG has evolved to include a "downward" approach linked to the concept of decentralization, transferring authority from central to local government. This process involves the delegation of powers from the national level to subnational levels. It manifests across three distinct levels: 1) Decentralization within the State, 2) Decentralization beyond the State, and 3) Local Government and Community-based DRR. This approach empowers local communities, often the primary responders in disasters, to actively participate in formulating pragmatic strategies and plans for prevention, preparedness, response, and recovery. However, without sufficient devolution of power and resources, local governments and communities may perceive this as an additional burden, leading to hesitance in engagement.

To oversee and report on HFA's implementation, the UNISDR established global, regional, and national platforms. "These platforms serve as technical mechanisms for information sharing, coordination, and policy guidance, involving multiple sectors and disciplines across public, private, and civil society entities. "These platforms are also responsible for reviewing and promoting the coherence and further development of national and local legal, regulatory, and policy frameworks that define roles and guide both public and private sectors" (UNDRR, 2015). Functioning within legal frameworks or as loosely organized groups of agencies and individuals, these platforms are crucial, especially at the national level, where they play a critical "upward" role in interfacing between international DRR bodies and state authorities, which have been mandated to

report biennially on the progress of HFA implementation since 2007. Reports are typically compiled by central government agencies, often called National Disaster Management Organizations (NDMOs), in collaboration with national platform members such as ministries.

National platforms also provide an "outward" mechanism for mainstreaming, integrating, and implementing DRR across various structures, including internal sectors, administrative levels, and external partnerships with private partners and stakeholders such as NGOs. The “outward governance” or “mainstreaming” of DRR underscores the need to integrate disaster management and development into a unified framework, acknowledging that addressing complex DRR issues goes beyond the capabilities of individual government departments or institutions. “This requires the full institutionalization of DRR within a nation's policies and organizational structures, requiring horizontal integration across sectors and vertical integration within them” (Pelling & Holloway, 2006). For governments, this entails extending the DRR agenda to be embedded into all sector planning. A central coordinating body is pivotal for driving effective integration. However, “resource constraints in many developing countries often limit the ability to provide adequate technical support for effectively mainstreaming DRR, leading NGOs to fill this gap, resulting from reduced state capacity” (Grindle, 2004). However, these agencies historically lacked the authority to compel national platform members to prepare for and mitigate against hazards or to coordinate effectively in this cross-sectoral environment, mainly due to the absence of binding legislation. Nonetheless, “the focus remained on member states' primary responsibility for driving and leading DRR and DRM” (UNISDR, HFA, 2005).

Another significant mechanism that accelerated the upward shift in DRRG during the HFA period was the introduction of the United Nations Development Assistance Framework (UNDAF)[1] in 2010. “This framework outlines fundable and actionable country development priorities and activities, many of which involve disaster-related activities under the jurisdiction of the UNDP due to the association of DRR with development” (UNDG, 2017). Consequently, the UNDP supports NDMOs to enhance DRRG efforts at both national and regional levels, defining DRRG as “the coordination among public authorities, civil servants, media, private sector, and civil society at

[1] UNDAF is a strategic, medium-term results framework that describes the collective vision and response of the UN system to national development priorities and results on the basis of normative programming principles.

community, national, and regional levels to manage and reduce disaster and climate-related risks." (The International Federation of Red Cross and Red Crescent Societies (IFRC), 2015).

Despite the HFA's call for clear policy and legal guidance on DRR across all levels of community participation and administration and its advocacy for the decentralization of authority (including the allocation of necessary resources and strengthening of capacities), evidence suggested "a lack of effectiveness in different governance systems for DRR. This includes challenges in addressing accountability, transparency, and participation in administrative and decision-making processes at both local and national levels". Additionally, "the HFA was criticized for not adequately capturing the cross-cutting nature of governance across its PFA, with no explicit reference to 'risk governance' as a core concept" (UNDRR, 2011).

A decade after Hyogo, the shift towards UDRRG was further reinforced by adopting the SFDRR. "This 15-year voluntary and non-binding agreement, endorsed by 187 nations at the 3rd UN WC on DRR in Sendai, Japan, on March 18, 2015, and later ratified by the UNGA on June 3, 2015, built upon lessons learned from HFA". "The urgency of its adoption was heightened by the catastrophic tsunami following the magnitude nine earthquake in Miyagi Prefecture, Japan, in March 2011" (Rafferty, 2024). The SFDRR maintains continuity with the HFA but adopts a more proactive and systemic approach to risk management, "which includes promoting the mainstreaming of DRM into countries' sustainable development plans, poverty reduction strategies, and efforts to build resilience in and by communities."

Significant shifts in the SFDRR include a strong emphasis on DRM over traditional disaster management. It expands the scope of DRR to encompass a broader range of hazards and risks, covering risks from both small-scale and large-scale, frequent and infrequent, sudden and slow-onset disasters caused by natural or manmade hazards, as well as related environmental, technological, and biological hazards and risks". Notably, while the HFA comprehensively addressed the reduction of disaster risks and losses across various dimensions, the SFDRR focuses specifically on DRR as a distinct and significant area of concern. The SFDRR's objectives mirror those of its predecessor: to prevent or mitigate the emergence of new risks and reduce existing risks, thereby substantially reducing disaster risk and losses in terms of lives, livelihoods, health,

economy, physicality, sociocultural attributes, and environmental assets for individuals, businesses, and communities due to disasters. It also places a strong emphasis on health resilience throughout its objectives.

Following the 2015 Third UN WC on DRR, the UNGA endorsed the '2030 Agenda for SD,' titled 'Transforming our world.' This agenda, serving as a guiding framework for global and national development actions until 2030, offers a shared blueprint for achieving peace and prosperity through partnerships. “It encompasses a comprehensive set of 17 Sustainable Development Goals (SDGs), and 169 targets that address economic growth, social inclusion, and environmental protection” (United Nations General Assembly (UNGA), 2015). The SDGs have superseded the (MDGs), placing resilience at the core of the global development agenda and integrating DRM-related targets not covered by the MDGs. Thus, implementing this agenda requires a holistic, coherent, and integrated approach at all governance levels, compelling existing institutions to expand or adapt their scope of work to meet the new mandates arising from the SDGs. Furthermore, policies realizing the 2030 Agenda must consider the interconnections among social, economic, and environmental sectors.

In parallel, global discussions on the impacts of climate change led to the adopting of the Paris Agreement at the 21st Conference of Parties in 2015. This agreement, the first of its kind, engages the global community in an ambitious endeavor to reduce greenhouse gas emissions and adapt to the inevitable consequences of climate change. It is rooted in the UN Framework Convention on Climate Change (UNFCCC)[1], which has long emphasized climate change adaptation and the financing of national and local strategies and programs responding to climate change (UNFCCC, 2016). This has reshaped how stakeholders worldwide perceive and address climate-related risks, influencing risk governance. “Notably, the UNFCCC, being intergovernmental and legally binding and closely linked to global funding for developing countries, arguably wields more influence at these levels than the voluntary and non-binding SFDRR. This divergence possibly steers a more focused approach toward climate-related risks rather than adopting a broader multi-hazard approach” (Murray, 2017).

1 The United Nations Framework Convention on Climate Change (UNFCCC) was adopted in 1992 with the primary goal of preventing dangerous human interference with the climate system. The subsequent agreements, such as the 1997 Kyoto Protocol and the 2015 Paris Agreement, further elaborate on the principles established by the Convention.

The changes to DRRG, as discussed, pose significant governance challenges and represent a substantial shift from traditional disaster management practices by reorienting upward, outward, and downward responsibilities. This reorientation offers a comprehensive framework that effectively empowers governments to govern DRR across various sectors.

Figure 1.1

The Evolution of the DRR field and Selected Major Disasters (1985–2019)

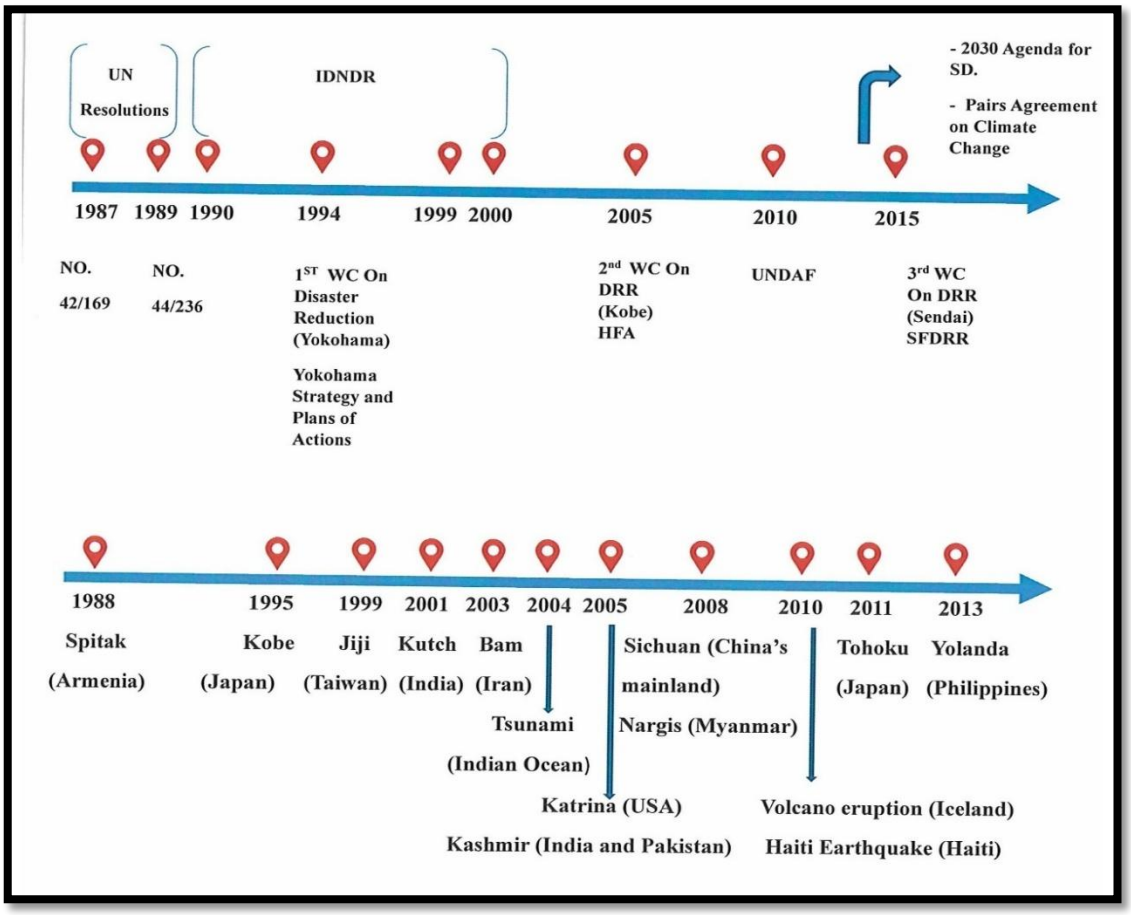

Note: (Shaw, 2020)

1.2 Understanding Disaster Risk Management Governance

International agencies such as the World Bank and UNDP define governance as "the exercise of authority or power to manage a country's political, economic and administrative affairs at all levels". This broad definition encompasses "the processes, mechanisms, and institutions through which citizens exercise rights, fulfill obligations, articulate interests, and mediate differences" (The World Bank, 1992), (UNDP, 1997). Governance includes a wide array of stakeholders beyond the government, involving

the private sector, civil society, academia, and others within formal and informal decision-making structures. It also includes “formal and informal policy formulation processes, resource allocation, power relationships, decision-making processes, and mechanisms for holding governments accountable” (International Monetary Fund., 2009).

In his seminal work, "Risk Governance: Coping with Uncertainty in a Complex World," Ortwin Renn broadens the traditional risk governance concept. He emphasizes that “risk governance necessitates a deep understanding of the institutional, legal, economic, and social contexts in which risks are assessed and managed.” He expands the concept to include “institutional design, legislative procedures, technical methodologies, administrative consultation, political accountability (within the public sector), and social and corporate responsibility (within the private sector)”. Renn defines governance as “the process by which authority is given to rule-makers and how these rules are executed.” This holistic approach involves steering societies and organizations through interactions among various structures, processes, stakeholders, and traditions. His conceptualization identifies five domains within risk governance, applicable to both vertical (top-down) governance and horizontal (inter/multi-sectoral) governance: “Core Risk Governance Process, Organizational Capacity, Actor Network, Social Climate, and Political and Regulatory Culture” (Renn, 2008). These domains collectively emphasize the need to establish a framework that provides legally binding tools, resources, and capacities to prevent, prepare for, manage, and recover from disaster risks.

Building on these foundational concepts, the SFDRR emphasizes effective risk governance as a foundational component for DRR. Its emphasis on effective risk governance is more prominent than its predecessor, the HFA, which did not adequately capture DRRG. Thus, the SFDRR, under "HFA: lessons learned", identifies the need to “continue strengthening good governance in DRR strategies at the national, regional and global levels” and to “address existing challenges and prepare for future ones by focusing on strengthening DRG, coordinating across relevant institutions and sectors, and ensuring the full and meaningful participation of all relevant stakeholders at appropriate levels" (UNDRR, 2015).

The SFDRR defines DRRG as “the system of institutions, mechanisms, policy and legal frameworks (including legislation, laws, and regulations), and other arrangements that

guide, coordinate, implement and oversee DRR and related policy areas" (UNDRR, 2016). This farmwork defines seven targets, thirteen guiding principles and four priority areas that form the foundation for focused action within and across sectors by states at local, national, regional, and global levels. "The seven targets are designed to enable countries and communities to objectively self - evaluate their progress and capacity for implementing DRR. Four outcome-focused targets (a–d) aim to substantially reduce human and material losses from disasters: global disaster mortality, the number of affected people, economic loss in relation to GDP, and damage to critical infrastructure and service disruption. In contrast, three input-focused targets (e–g) seek to substantially increase the number of countries with national and local DRR strategies by 2020, international cooperation to developing countries, and the availability and access to early warning systems and DRR information " (Do O Pinto Alho, 2018).

DRRG principles, integrated throughout the guiding principles, are categorized into four main areas: Responsibility for DRR, Engagement, Approach, and Partnerships. "Responsibility for DRR highlights that states have primary responsibility but share this responsibility with stakeholders. Engagement emphasizes the involvement of all society, all state institutions, and the empowerment of local governments. The Approach section underscores the importance of human rights, recognizing the relationship between DRR and development, adopting a multi-hazard and inclusive strategy, acknowledging local expressions of risks, focusing on post-disaster action to resolve underlying risks, and building back better. Partnerships focus on international cooperation, global partnerships, and support to developing countries".

The SFDRR's four PFAs guide governmental and stakeholder intervention, considering their capacities and capabilities. PFA 2, emphasizing DRRG, is critical among these priorities. It places DRRG as a central strategy for achieving SFDRR's goals and targets. "This priority focuses on guiding and incentivizing both the public and private sectors to address disaster risk, requiring the development of clear strategies and plans, strong institutions, an appropriate legal framework, adequate financial resources, effective coordination mechanisms across all sectors and levels, and clear articulation of responsibilities across various stakeholders." Its key objectives include: 1) Efficiently managing disaster risk at all levels, and 2) Ensuring the coherence of DRR and SD

policies, plans, practices, and mechanisms. “Achieving this requires a bunch of important National, local, regional and global activities as in **(**Appendix C.1).

The second PFA of the SFDRR aligns closely with target E, which aims for a “substantial increase in national and local DRR strategies by 2020”. This target is particularly significant for local and regional governments, as it calls on national governments to support the development of local DRR strategies and establish multi-level coordination mechanisms. This target provides a clear framework for local governments to create and implement DRR strategies that align with national and international strategies and programs. Additionally, it promotes the creation of an enabling governance environment at the national level to facilitate effective DRR efforts. "Given that these strategies will serve as the foundation for actions aimed at reducing existing risks, preventing future risks, and enhancing resilience, achieving Target E by 2020 is regarded as a milestone of progress and an essential element of the enabling environment required to accomplish all of the SF's targets and its goal by 2030” (UNDRR, 2019a).

“The initial stages of developing a national or local DRR and Resilience Strategy involve conducting resilience and risk assessments, evaluating multilevel and multi-stakeholder governance mechanisms, and understanding financing options alongside the potential costs of inaction. These processes are critical for identifying a city or region's primary challenges, understanding stress factors and potential shocks, and prioritizing intervention areas” (United Cities and Local Governments (UCLG), 2020).

A key process in developing these strategies is conducting risk assessments, which are integral components to understanding disaster risk in all its dimensions, as emphasized by the SFDRR PFA1. “Risk assessments provide insights into the potential impacts of natural hazards and climate change, addressing their characteristics, such as severity and frequency. This process leads to the prioritization of hazards and the identification of necessary DRR actions". “Assessments range from probabilistic assessments, which consider uncertainties related to current and future risks, to deterministic assessments that focus on worst-case scenarios” (Dickson, Baker, Hoornweg, & Tiwari, 2012). “Risk evaluation follows these assessments, enabling the prioritization of DRR actions based on the likelihood and impact of events, the cost-effectiveness of preventive measures, and resource availability” (United Cities and Local Governments (UCLG),

2020). Risk assessments form the scientific foundation upon which DRR strategies are built, enabling the integration of DRR measures into broader development frameworks. “This aspect is particularly strong in Europe, where risk assessments are mandatory for European Union (EU) member states” (UNDRR, The MTRSF, 2023).

It is crucial to recognize the interconnected nature of the SFDRR priorities, where the fulfillment of one priority cannot be achieved in isolation from the others. Strengthening DRRG is inseparable from a comprehensive understanding of disaster risk, beginning with recognizing it as "the potential loss of life, injury, or damage to assets within a specific period, determined probabilistically as a function of hazard, exposure, vulnerability and capacity" (UNDRR, 2009).

“This comprehensive understanding requires a deep insight into these components and their likely patterns, as well as comprehension of shocks, stresses, environmental and climatic trends, socio-economic processes, political decisions and actions, and the interplay of these elements over time (Figure 1.2)” (United Cities and Local Governments (UCLG), 2020). Disaster risk is further compounded by vulnerability factors such as political, economic, and sociocultural conditions, fragile infrastructure, policy deficiencies, inappropriate socio-political organizations, lack of early warning systems, and high population density, especially around critical infrastructure (CI). The contrasting mortality rates following the 2010 earthquakes in Haiti and New Zealand illustrate this well. “In Port-au-Prince, Haiti, over 200,000 lives were lost due to a 7.0 magnitude earthquake, while a 7.1 magnitude quake near Christchurch, New Zealand, resulted in no fatalities. This contrast stems from historical and social processes shaped by colonialism, political instability, and neoliberal interventions, which have eroded Haiti's resilience and increased its vulnerability to seismic hazards” (Eberle, 2022).

Addressing underlying risk factors, such as poverty, social capital, gender-based violence, sexual harassment, gender inequality, and cultural influences, is essential. For instance, “in managing the 2011 tsunami in Japan, the population's adherence to instructions was pivotal in facilitating the emergency response. Social capital was crucial during the recovery phase, as adherence to moral values and solidarity prevented disorderly behavior and neglect of the wider community's needs. This commitment to moral values encouraged individuals to prioritize the common good over personal interests” (Zaré, 2012).

Figure 1.2

Comprehensive Understanding of Disaster Risk

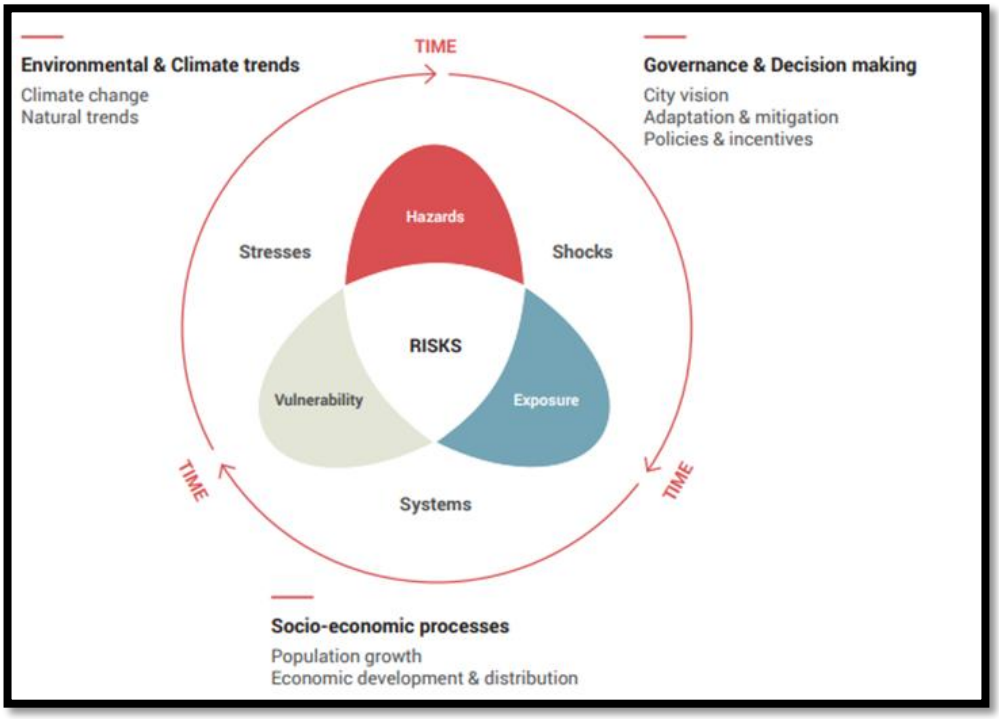

Note: (United Cities and Local Governments (UCLG), 2020)

Recognizing available financing instruments and the potential costs of inaction is another crucial process when developing a national or local DRR & Resilience Strategy. Governments at all levels must recognize the economic impact of disasters and the need for investments and financial mechanisms to implement DRR activities and enhance resilience. In evaluating investments and financial plans for DRR, governments should consider the consequences of shocks and stresses on lives, assets such as infrastructure, and key processes like the local economy, decision-making, and food chains. It is equally important to understand how ignoring environmental, socio-economic, and developmental trends can exacerbate such events' likelihood and economic impacts. For instance, the global COVID-19 pandemic exposed governments' lack of preparedness and vulnerabilities within their communities, resulting in significant financial pressures due to decreasing income and rising expenses.

DRR measures have proven to be economically sensible, not only in mitigating losses during disasters but also in contributing to long-term resilience. Even small investments in preparedness yield significant returns, given the increasing risks. For example, “mitigating flooding and heavy rainfall can be achieved through green infrastructure

like forests, natural conservation areas, and wetland regeneration. These are often cost-effective compared to losses in assets and lives from single-shock events". Conversely, "urbanizing wetlands or riverbanks increases current and future risks, and restoring them is costly" (Watson, 2015). Sharing lessons learned from past disasters, including recovery costs and post-disaster reconstruction, is crucial. "In Bangladesh, for example, every USD 1 invested in flood protection infrastructure results in USD 123 in avoided damages and reduces the likelihood of floods from 20% to 4%" (Mead, 2022).

Responsibility for DRR financing varies among countries. "In Seychelles, the Department of Risk and Disaster Management and the Ministry of Environment share this responsibility, while in Japan, it falls under national government institutions. In the Philippines, these responsibilities are shared between local and national authorities" (Gencer, 2017). "Governments often face budget constraints due to pressing needs and limited resources, making international support crucial, especially for local and regional authorities in developing economies, landlocked developing countries, and Small Island Developing States (SIDS)". "National governments typically have more direct access to international aid for DRR than local ones, and this aid often prioritizes emergency assistance and post-disaster reconstruction over activities outlined in local government plans" (Smith, Dodman, & Brown, 2014).

Many local governments identify financial constraints as a primary hurdle in integrating DRR into development planning, primarily due to their limited authority in financial planning for resilience. An efficient approach to financing DRR activities within limited budgets is allocating financial resources across different sectors and departments. (UNDRR, 2019) recommend "the thematic and financial integration of DRR across all sectors and departments, including:

- Incorporating DRR into daily operations, not just through specific projects and programs.
- Recognizing each department's unique functions and contributions to DRR efforts. While some departments or sectors may have more tangible and structural roles in DRR (e.g., an infrastructure department), others may play less conspicuous roles (e.g., the Department of Education).

- Considering variations based on risk: The significance of each department's role may vary significantly based on the specific type of disaster risk, its frequency, and its severity.
- Integrating a disaster risk perspective into each sector's project appraisal mechanisms to evaluate the costs and benefits of DRR measures".

This type of sectoral budgeting requires continuous monitoring, strategic planning, and intensive communication and follow-up. "Another indirect DRR financing mechanism for cities and regions involves partnerships with stakeholders, using participatory budgeting and incentivizing investment in risk reduction, such as providing personal and corporate tax reductions for infrastructure in low-risk zones or meeting specific disaster-resilient standards, offering subsidies to commercial enterprises in lower-risk areas, easing height restrictions and floor area ratios for property developers who incorporate strong resilience features, implementing risk-based insurance premiums and deduction differentials for properties integrating DRR measures into their design, and providing secure land tenure and enhanced social services for informal settlers relocating to lower risk zones" (Smith, Dodman, & Brown, 2014).

Community-driven finance mechanisms have also proven effective, such as in Nepal, where the Community Development Resilience Fund provides low-interest loans and grants, demonstrating the effectiveness of decentralized management structures in reaching vulnerable urban groups (United Cities and Local Governments (UCLG), 2020). Developing private-sector partnerships is another way local and regional governments can enhance financing mechanisms for DRR and resilience building. The private sector can assist local authorities in reducing costs for activities such as risk analysis, assessments, and early warning systems.

Cities and regions can also use risk transfer mechanisms to support DRR and resilience-building activities. These include risk insurance, reinsurance, resilience bonds, and catastrophe bonds (UNDRR, 2019). These tools are often linked to compensatory risk management, a predefined strategy tailored to specific emergency situations. "Risk insurance plays a crucial role in mitigating governments' contingent liabilities. For instance, the municipality of Yogyakarta in Indonesia has insured its public assets since 2003, including government buildings, schools, and hospitals. Following a 2006

earthquake, the municipality received a payout exceeding 14 times the annual premium" (The World Bank and Australian Aid, 2012).

Similarly, "Private catastrophe insurance assists property owners and small to medium-sized businesses shift the burden of disaster liability. In some countries and insurance programs, incentives have been established to encourage residents to undertake preparedness measures, resulting in lower premiums. In some cases, these measures have become compulsory to enhance the supply of formal housing stock. A notable example is the Turkish Catastrophe Insurance Program (TCIP), established following the 1999 Marmara Earthquakes" (United Cities and Local Governments (UCLG), 2020). "The TCIP's goals include ensuring earthquake insurance for property tax-paying dwellings, reducing government fiscal exposure to earthquakes, transferring Catastrophe risk to the international reinsurance market, and encouraging physical risk mitigation. The TCIP significantly reduced the Turkish government's financial liability by promoting domestic property catastrophe insurance for private dwellings. By making insurance compulsory for middle- and high-income urban households, the TCIP decreased the number of homeowners needing financial aid post-disaster. Additionally, by enabling homeowners to purchase insurance, the TCIP increased the number of citizens eligible for private sector compensation in the event of an earthquake" (GFDRR, 2011).

1.3 Principles of Good Disaster Risk Management Governance for Resilience

"Good governance" has long been a fixture in development literature. Initially recognized as a target for achieving the MDGs, "deemed crucial for their attainment" (UNU-WIDER, 2012). It later gained explicit mention in the 2030 Agenda for SD, outlined as follows: "We envisage a world One in which democracy, good governance and the rule of law as well as an enabling environment at national and international levels, are essential for sustainable development, including sustained and inclusive economic growth, social development, environmental protection and the eradication of poverty and hunger. One in which development and the application of technology are climate-sensitive, respect biodiversity and are resilient". Additionally, the agenda states: "Sustainable development cannot be realized without peace and security; peace and security will be at risk without sustainable development. The new Agenda recognizes the need to build peaceful, just and inclusive societies that provide equal access to

justice and that are based on respect for human rights (including the right to development), on effective rule of law and good governance at all levels and on transparent, effective and accountable institutions" (United Nations General Assembly (UNGA), 2015).

These references highlight the core characteristics of good governance: participation, transparency, responsiveness, consensus-orientation, accountability, effectiveness, efficiency, equity, inclusion, and adherence to the rule of law. "These principles strive to amplify the voices of minorities, enhance the involvement of vulnerable segments, minimize corruption, and consider present and future societal needs through climate-sensitive and resilient strategies" (UN-ESCAP, 2009). "Good governance represents an ideal form of governance. Although achieving it in its entirety is challenging, striving towards this goal is essential for fostering an environment conducive to poverty reduction, DRR and SD. Consequently, donors consistently underscore the significance of "good governance" as a prerequisite for efficient aid and loans, linking the outcomes of development initiatives to governance effectiveness" (Program, 2018).

Since 2005, DRR has gained recognition as a critical development issue due to the profound connection between development and disasters. "Disasters, many of which are exacerbated by climate change and are increasing in frequency and intensity, have always posed a major challenge to SD" (UNDRR, 2015). "The toll of disasters on development is staggering, with estimated annual costs in the built environment alone reaching up to USD 314 billion" (SD and DRR, 2021). Without a paradigm shift to address these costs, affected countries risk considerable setbacks in their development endeavors, undermining the SDGs' potential achievement. "If national and local governments ignore disaster risk, risks accumulate, and current and future social and economic development gains are undermined. However, investment in DRR can reduce potential losses over time, freeing up critical resources to pursue development objectives" (Mead, 2022). Paradoxically, disasters can create post-disaster development opportunities.

Development plays a dual role in influencing vulnerability, either exacerbating or mitigating it, thereby increasing or reducing disaster risk. Ultimately, disasters can undermine development gains and may result from poorly conceived or exclusionary

development planning decisions. “This highlights that disaster risk is a product of incomplete and unsustainable development processes” (UNDRR, 2023).

Ensuring the sustainability of Development requires a risk-informed approach, making mainstreaming DRR into sectoral plans and development policies increasingly critical for development programs; "DRRG has been called to contribute to long-term sustainability” (Tierney, 2012). “The SFDRR represents the first major agreement in the post-2015 development agenda, offering member states concrete actions to safeguard development gains from disaster risks” (UNDRR, 2015). It operates alongside other agreements under the 2030 Agenda, including The Paris Agreement on Climate Change, The Addis Ababa Action Agenda on Financing for Development, the New Urban Agenda and the 2030 Agenda itself.

The 2030 Agenda for SD underscores the pressing need to reduce disaster risk, incorporating direct references to the outcomes of the SF. “Ten of the seventeen SDGs include twenty-five targets related to DRR and resilience-building, solidifying the role of DRR as a fundamental development strategy.” Most of these targets are explicitly articulated within three SDGs: SDG 1 – (end poverty in all its forms everywhere), SDG 13 (take urgent action to combat climate change and its impacts), and SDG 11 (make cities and human settlements inclusive, safe, resilient and sustainable (Figure 1.3). For example, “the targets under this goal emphasize adopting and implementing urban policies aligned with the SF and constructing sustainable and resilient urban infrastructure. These present strategic opportunities to enhance the capacity to support cities, safeguard development prospects, and build safer, more resilient cities globally. Measures to achieve these targets include empowering local authorities through regulatory and financial means to work and coordinate with civil society, communities and indigenous peoples in DRM at the local level. Moreover, mainstreaming disaster risk assessments into land-use policy development and implementation is essential, as is mobilizing effective global and regional campaigns such as the “Making Cities Resilient (MCR) campaign” (UNDRR, 2022).

Figure 1.3

Integrated Monitoring of the Global Targets of The SF and The SDGs

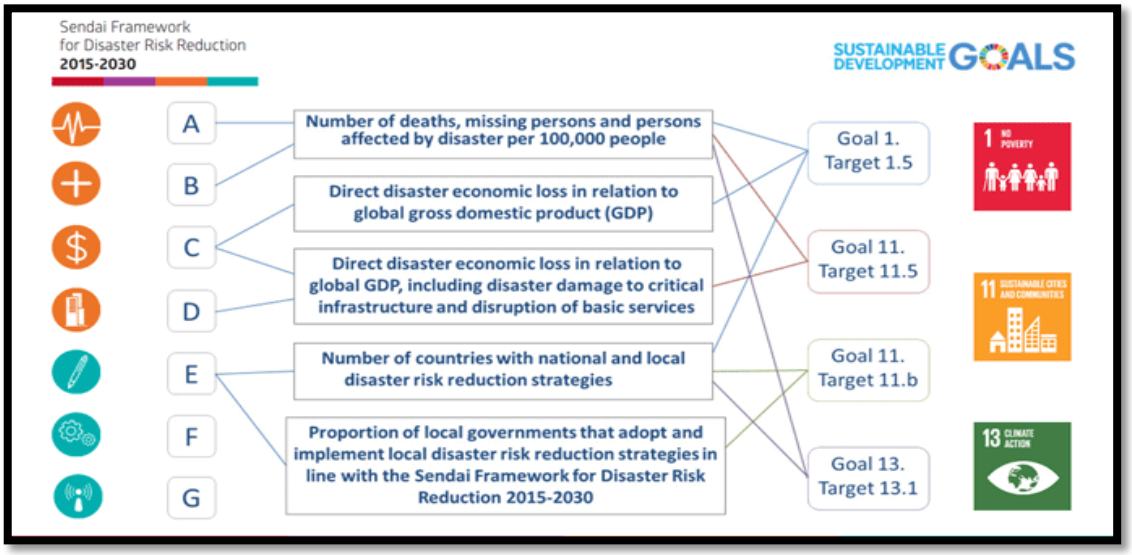

Note: (UNDRR, 2021)

This campaign is significant as building resilience to disasters is the ultimate goal of DRR. With its launch, “the ten Essentials for MCR, initially developed as part of the HFA, were updated to accelerate the implementation of SFDRR at the local level”. These essentials serve as policy instruments and operational frameworks for local risk governance. Directly aligned with the SF PFAs and indicators for monitoring DRR actions, “these essentials address various issues cities must tackle to enhance disaster resilience. They are categorized as follows: Essentials (1-3) focus on governance and financial capacity, Essentials (4-8) address various dimensions of planning and disaster preparation, and Essentials (9-10) cover disaster response and post-event recovery”. Actions outlined under each essential are crucial steps for establishing and sustaining resilience and should thus be an integral part of the comprehensive DRR planning process. Actions outlined under essential 1, "Organize for Resilience," which is governance-related and focuses on establishing an organizational structure and identifying the necessary processes to understand and act on reducing disaster risk, are as in **(**Appendix C.2)

Resilience can be considered the outcome of effective DRRG, considering the SDGs. “Building resilience involves reducing disaster risks and creating sustainable economic, social, and physical conditions for city dwellers” (United Cities and Local Governments (UCLG), 2023). When integrating DRR and resilience-building into development plans

and strategies, the principles of good governance remain paramount. Therefore, for good DRRG towards resilience, the following key principles are imperative:

- Leave no one behind: Consider the needs of all, particularly vulnerable groups such as people with disabilities, minorities, children, or women. Inclusiveness from a DRR and resilience perspective underscores the necessity to address patterns of exclusion and reduce inequalities, including territorial ones, which could otherwise expose and reinforce underlying stresses and shocks.
- Integrated nature: Resilience is not a fixed condition but a dynamic and evolving state responsive to current and future circumstances and trends. DRR and resilience building must consider local planning, mobility, climate, culture, economy, health, security, technology, gender, social needs, and other factors in a multidimensional approach. Recognizing the interconnectedness and interdependencies between different systems is crucial.
- Partnership-based approach: DRR and resilience building require alliances with local stakeholders (citizens, academia, private companies, associations, international organizations, etc.). This is achieved by promoting inclusiveness and ensuring comprehensive and meaningful participation, fostering a sense of ownership and responsibility for implementing plans and actions.
- Multilevel governance: A clear division of responsibilities, appropriate competences, and the allocation of resources among different levels of government are critical for DRR and resilience building. Alliances, coordination, and collaboration with other levels of government and neighboring territories are equally important.
- Accountability: Resilience approaches should ensure that efforts to reduce risk and alleviate vulnerabilities do not inadvertently generate others. Monitoring and evaluation mechanisms, along with transparent reporting and clear communication to stakeholders, reinforce trust and facilitate action.

In conclusion, an effective governance system for coordinating DRR and resilience-building activities is crucial for sustainable, resilient, and inclusive development. Such a system is characterized by several components, including legal frameworks, authoritative institutions, strong leadership, clearly defined roles and responsibilities, adequate resources, coordination mechanisms, and effective monitoring and accountability. Decentralization and broad participation across sectors and institutions

are essential components as well. This participation should include governmental organizations, the private sector, academic and research institutions, and civil society organizations. Decentralization needs to be accompanied by fiscal measures and technical support from national authorities.

"The success of local-level DRR action highlights the importance of stakeholder participation at different governmental levels and agencies (vertical governance) and among various sectors and societal networks (horizontal governance)" (UNDRR, 2019). A lack of coordination among different levels of government and between institutions and sectors can result in inefficient use of resources and incoherent strategies. Beyond national and local partnerships, international cooperation and global partnerships are of great significance. The exchange of practices, tools, and expertise among cities and partners within an expanding network is crucial for building a broad knowledge base to support resilience building. Additionally, technical and knowledge-based capacities are essential for conducting multi-hazard risk assessments, understanding systemic and contextual risks, and developing appropriate DRR and resilience-building strategies and action plans. These elements must be integrated across all sectors and levels.

1.4 Disaster Risk Management Governance Worldwide: Progress, Challenges and Recommendations

According to national reporting via the Sendai Framework monitor[1], countries are not on track to achieve the Framework's expected outcomes and goals by 2030 despite some progress. "This progress is uneven, with the least developed countries (LDCs), SIDS, and landlocked developing countries (LLDCs) facing significant resource and capacity challenges. "Despite representing only 11.6% of the total population of reporting countries, these nations account for approximately 25% of deaths and missing persons. From 2012 to 2021, disaster mortality rates averaged 1.28 and 2.54 deaths annually per 100,000 population in reporting LDCs and LLDCs, respectively, and up to 13 deaths per 100,000 population annually in SIDS, contrasting with the global average of 0.84 deaths per 100,000 population".

[1] **Sendai Framework Monitor (SFM):** is an online reporting instrument and data portal that captures self-reported (by UN member states) progress data against a set of 38 measurable indicators that was identified and recommended by an Open-ended Intergovernmental Expert Working Group in 2018.

The midterm review of the SFDRR underscores the pivotal role of DRRG in realizing the Framework's guiding principles and expected outcomes and goals by 2030. Regarding Target E, which aims to increase national and local DRR strategies, significant progress has been noted at the national level. “In 2021, 125 countries, with only 61% of the LDCs, reported developing national DRR strategies, an increase from 55 in 2015 (Figure 1.4)”. “Notably, 118 countries reported compliance and policy coherence with the Paris Agreement and the 2030 Agenda for Sustainable Development in December 2022, up from 44 in 2015 (Figure 1.5)”. However, progress at the local level has been limited, “with an average of around 70% of local governments having DRR strategies from 2015 to 2021”. Among the 99 reporting countries, there is a notable absence of representation from LDCs, SIDS, and LLDCs.

Figure 1.4

Number of Countries Reporting Having National DRR Strategies

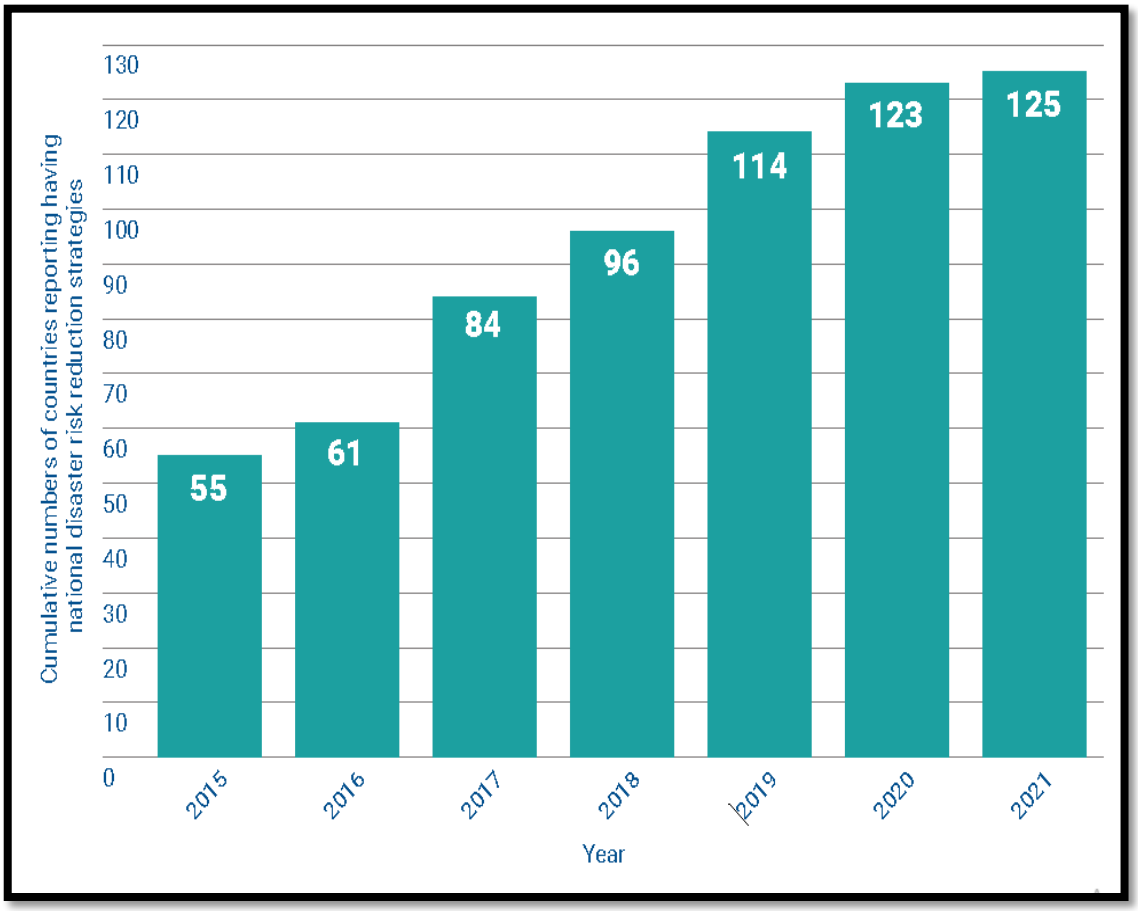

Note: *(UNDRR, 2023)*

Figure 1.5

Average Scores of Alignments of National DRR Strategies with The SFDRR, As Reported by Countries

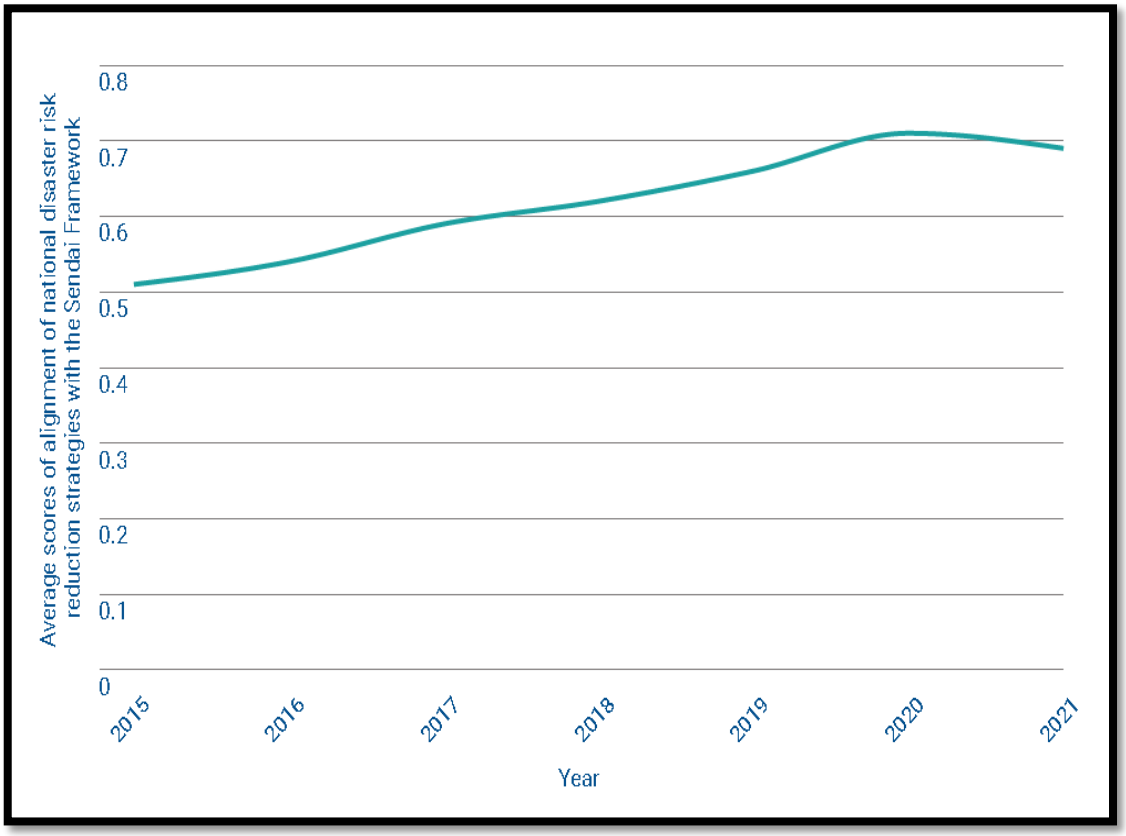

Note: *(UNDRR, 2023)*

"Despite the growing recognition of the importance of local efforts in DRRG, critical gaps persist at the implementation level. These gaps are due to a lack of local coordination, insufficient understanding of societal issues, lack of capacity and authority among local stakeholders, and inadequate financing" (UNDRR, 2023). "A study involving 151 cities and local authorities by UNDRR and CUDRR+R revealed that most local governments have limited authority and capacity for DRR actions. Only 46.7% had full authority and capacities, 39.7% had partial powers distributed among various institutions, and 13.5% lacked any powers for DRR actions". Successful examples of local-level DRR governance include the global MCR 2030 initiative, which "in Europe supports 141 municipalities with a population of 55 million in capacity-building and knowledge exchange for DRM". To address challenges and enhance local-level DRR governance, recommendations include strengthening local governance structures, developing clear strategies and action plans, providing adequate authority

and resources, and improving the equitable distribution of financial resources at the local level" (United Cities and Local Governments (UCLG), 2020).

Despite the recognized importance of transdisciplinary and multisectoral coordination mechanisms, improvements remain minimal. "The prevalence of siloed DRR agencies and policies, especially in the Mediterranean region, obstructs the integration of DRR policies into development planning and impedes integrated risk-informed decision-making". This indicates the failure of some countries' ambitious plans to enhance collaboration without transforming organizational structures and mandate. "Many local and regional governments have strong leadership and coordination mechanisms for DRR actions but often lack the necessary authorities and resources to execute their responsibilities effectively". To address these challenges, recommendations include "embedding DRR into overall development processes, revisiting mandates and enhancing legal frameworks, and establishing national platforms for DRR. Examples include UNDP's initiatives in Tajikistan and Malawi's integration of DRM into all development plans".

Significant progress has been made in regional cooperation and international collaboration towards enhancing DRRG. "Enhanced regional planning, as seen in initiatives like the Pacific Resilience Program and the Caribbean Disaster Emergency Management Agency, has improved resource allocation and mapped a shared DRR priorities within the region" (UNDRR, 2023). "Internationally, the UNDRR has become a pivotal focal point within the UN system for DRR, creating an inclusive platform for engaging diverse stakeholders through the Global Platform for DRR" (UNDRR, 2015). Moreover, international organizations like the World Bank have integrated DRR and disaster resilience into their programming and operations, advocating for a comprehensive, multi-sectoral approach to DRM.

Progress in integrating DRR into legal frameworks and mandates varies significantly across countries. Some have made substantial advancements, while others, especially low-income ones, still lack comprehensive DRR strategies and policies supported by adequate legal frameworks. "For instance, in Seychelles, despite introducing a DRM Act in 2014, the implementation of DRR policies has been limited due to capacity and resource challenges". "Several countries have identified financial resources, organizational capacity, or political will as significant barriers. This situation has led to

calls for international assistance to support countries in establishing and strengthening their legal frameworks". Improvements in legal frameworks are more discernible in developed countries. "For example, Ecuador legally mandates risk management with the same consideration as key sectors like education and health. In Thailand, all provinces and local administrative bodies are required to develop DRM plans". Legal frameworks have also been updated in some countries to address emerging risks such as climate change and cybersecurity. "The EU's recent regulations on sustainable finance and the U.S. legislation referencing cyber and technological risks exemplify such updates". These regulations underscore the role of legal frameworks in advancing DRR objectives and changing how societal sectors approach disaster risk assessment.

There is increased recognition of inclusivity in DRR plans and frameworks in many countries, considering the needs of vulnerable segments of society. "Costa Rica's approach to DRRG exemplifies this inclusive strategy. Involving 77 institutions, Costa Rica's National Risk Management Plan comprehensively highlights the interplay between risk management and social inclusion". However, some countries still struggle to integrate the unique needs of diverse groups into their DRR strategies. "Inclusivity efforts need to be systemic, encompassing an all-of-society perspective, applying a gender and inclusion lens, and addressing social risks to ensure comprehensive DRM.

Observing the progress in DRRG, it is evident that numerous challenges persist, especially in the world's most vulnerable countries and regions. "These societies face multiple issues, including political unrest, rapidly growing population densities, unplanned urbanization, income and gender inequities, scarcity of natural resources, ecosystem degradation, and inadequate infrastructure" (UNDRR, 2023).. For example, In the Arab region, political and economic factors often impede the implementation of DRR policies, where competing needs and priorities can overshadow the urgency of DRR measures, leading to insufficient financial resources for DRM policies.

In conclusion, since the adoption of the SFDRR, significant progress has been made in DRRG at the national and regional levels, but this progress is not uniformly distributed. Challenges such as inadequate local-level governance, financial and capacity constraints, and the need for more integrated approaches persist. Addressing these challenges through strengthened legal frameworks, inclusive and multi-sectoral collaboration, capacity building, and adaptive governance is crucial. By learning from

successful examples and implementing these recommendations, member states can move towards more resilient and sustainable societies capable of effectively managing and reducing disaster risks.

1.5 Disaster Risk Management Governance in Palestine: Progress, Challenges, and Recommendations

After understanding the global context and broader framework, this section focuses on DRRG in Palestine.

1.5.1 Country Overview, Unique Situation and Basic Risk Profile

1.5.1.1 Country Overview

Location: "Situated in the Levant, the State of Palestine is divided into the West Bank (WB) and Gaza Strip. The WB is landlocked, bordered by Jordan and Israel, while the Gaza Strip borders Egypt, Israel, and the Mediterranean Sea" (State of Palestine, 2024).

Climate: Palestine lies within the Mediterranean climatic zone, characterized by warm to hot, dry summers, and mild, rainy winters. The climate varies, with the WB experiencing mostly eastern Mediterranean conditions and the Gaza Strip having a hot semi-arid climate. "Average precipitation from 1901 to 2021 was 489.6 mm, with a high of 801.48 mm in 1944 and a low of 201.97 mm in 2017" (Palestine AP, n.d.). "Average temperatures range from 27.4°C during the hottest months (July-August) to 12.4°C in the coldest months (January-February) (Palestine climate, n.d.)"

Climate Change Vulnerability: "Despite minimal impact on global emissions, Palestine is highly vulnerable to climate change. In 2011, its Per capita emissions were 0.8 tCO2e, significantly below the global average of 6.73 tCO2e" (United Nations Palestine, 2022). Potential impacts include reduced rainfall, intense rain events, and increased sea water intrusion, worsening water availability.

The Topography: "The Gaza Strip is mostly flat, while the WB features depressions and elongated ridges, descending into flat plains near the Jordan River Valley. The highest point is over 1,000 meters above sea level at Khallat al Batrakh" (WB Geography Profile., n.d.).

Size and Population: “Covering 6,020 km², as of September 18, 2024, the State of Palestine had a population of 5,515,655” (Palestine population , 2024). “The Gaza Strip, with an area of 365 km², is one of the world's most densely populated areas. However, following the events of October 7, 2023, which resulted in mass displacement both within Gaza and to neighboring regions, as well as numerous casualties, its population decreased from approximately 2.2 million to approximately 2,117,496, thereby altering the population dynamics” (Ministry of Health , 2024).

“Palestine's annual population growth exceeds 2.3%, resulting in a density of 913 per Km^2 (2,364 people per mi^2). With rapid urbanization, 82.9% of the population lives in urban areas” (Palestine population, 2024). From a DRM perspective, this poses challenges due to the geographical concentration of people and assets in hazard-prone areas. “Additionally, the population significantly strains water resources, with consumption reportedly up to four times higher than sustainable extraction rates” (USAID, 2017).

1.5.1.2 The Unique Situation in Palestine

The situation in the occupied Palestinian territory (OPT) presents significant challenges for DRMG, primarily due to internal political divides, the Israeli occupation, and ongoing conflict. “Intra-Palestinian political divides, highlighted by the absence of presidential and legislative elections since 2006 and the postponement of the 2021 elections, have created internal governance challenges. Laws often issued by presidential decree, administrative gaps, and a lack of transparency and accountability, especially in law enforcement and the security sector, further complicate governance, hindering the implementation of a unified DRM approach” (United Nations Palestine, 2022).

Since 1967, the WB, including East Jerusalem and the Gaza Strip, have been under Israeli military occupation. The Oslo Accords[1] created the Palestinian Authority (PA) with limited self-governance over parts of the WB and Gaza. The accords also divided the WB into Areas A, B, and C, each under varying levels of Palestinian and Israeli

[1] The Oslo Accords, interim agreements between Israel and the PLO signed in 1993 and 1995, initiated the Oslo process for peace based on UN Resolutions 242 and 338, resulting in mutual recognition between Israel and the PLO as negotiation partners.

control (Figure 1.6), resulting in significant governance issues and further fragmentation of the territory.

Figure 1.6

Land Classification According to Oslo Agreement

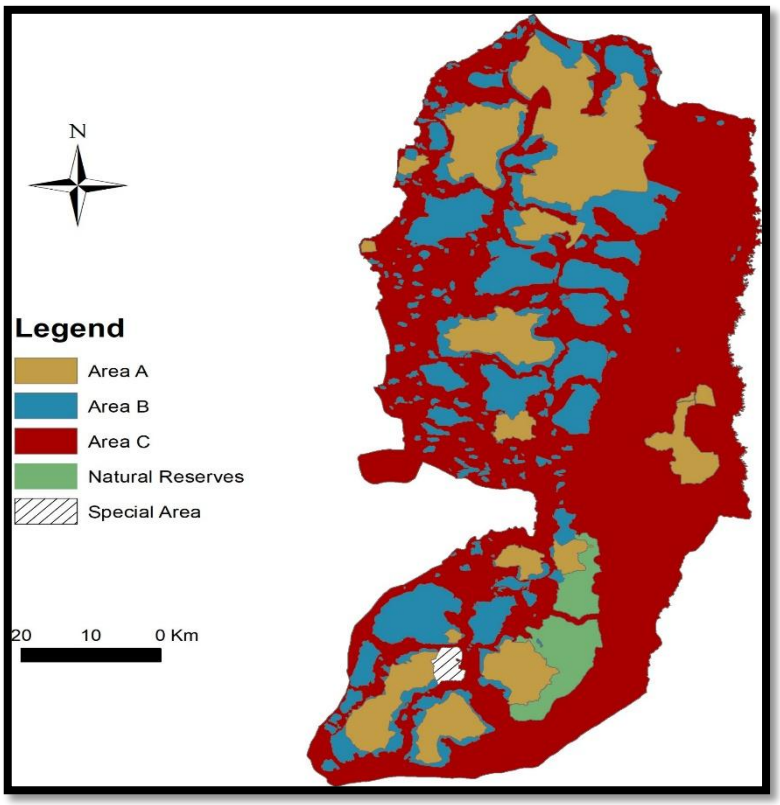

Note: (MAPS - Palestine - Area C. , n.d.)

The Israeli military maintains strong physical control through checkpoints, settlements, restricted roads, and the apartheid wall in the WB, as well as the blockade in Gaza, leading to movement and access restrictions that disrupt daily life, exacerbate territorial fragmentation, and limit economic opportunities. In the WB, military checkpoints and restricted roads severely limit the movement of people and goods and restrict access to land, water, and other resources. In Gaza, the blockade restricts the movement of goods and people to and from Gaza. Israel and Egypt tightly control all travel and trade.

“The legal framework in the OPT is a mix of international, Palestinian, and Israeli laws, shaped by Israel's role as the occupying power”. This impacts the PA's ability to govern effectively and protect vulnerable groups. “Israel has substantial control over tax collection and resource management; taxes collected by Israel are transferred to the PA but are often subject to political disputes.” This control extends to airspace, sea, internal

boundaries, external security, and data, creating daily challenges for Palestinians and hindering planning, trade, and economic growth. “For example, The Palestinian Meteorological Office's limited access to meteorological data, coupled with its inability to become a full member of the World Meteorological Organization, hampers its risk analysis capabilities” (World Bank, 2023).

“Recurrent conflict has resulted in significant human costs, including disabilities, mental health disorders, and deaths, with over 6,400 Palestinians killed from 2008 to 2023” (OCHA, 2024). The conflict has caused land contamination, CI damage, job and income losses, destruction of production, and shortages of food and medical supplies. “In 2022, over 2.1 million Palestinians required humanitarian assistance. The situation necessitates support from the international community, including UN entities like the UNDP and the United Nations Office for the Coordination of Humanitarian Affairs (UN OCHA). Despite not being included in national legislation, these organizations are critical to disaster resilience efforts and must align with DRM objectives in Palestine”. (United Nations Palestine, 2022). The unpredictability of the Israeli government's decisions regarding disaster response in the OPT adds uncertainty to humanitarian responses and assistance. National and international rescue teams often struggle to access affected areas due to strict border protocols, unclear entry guidelines, and heightened scrutiny.

The situation in OPT challenges the typical premise of DRMG, which assumes the existence of a well-functioning society that becomes disrupted by a disaster, necessitating procedures to return to normalcy. This highlights the paradox of attempting to implement effective DRM strategies in a chronically disrupted society.

1.5.1.3 Basic Risk Profile

The historical, political, geographical, and social complexities in Palestine significantly influence its risk profile. Factors such as political instability, economic constraints, and social disparities collectively shape the overarching challenges the State of Palestine faces.

Hazard Context: Palestine and the surrounding region face small- to mid-scale disaster risks. “Historical data collected by the Higher Council of Civil Defense from 1980-2013, using the Desinventar methodology, and by EM-DAT between 1983 and 2022,

identified 13 disasters within this period. Palestine is prone to various hazards, including natural, man-made, and conflict-related" (DesInventar - profile, 2024).

"Palestine is located in a medium- to high-risk earthquake zone known as the Dead Sea Transform Fault Zone (DSTFZ). This fault zone stretches from the Red Sea spreading ridge southward to the compression zones where the Arabian and Eurasian plates collide" (Dabbeek, 2010). "Major earthquakes have caused widespread destruction historically, with significant events dating back to 31 BC and more recently including the 1995 Gulf of Aqaba earthquake (Mw 7.3)" (Earthquakes , 2024). "Although seismic activity has been relatively quiet over the past century, the risk remains significant due to weak building structures, prevalent in the area, and local site effects like liquefaction and landslides" (Jalal N. &.-K., 2008).

"Extreme temperatures, storms, and floods have affected at least 42,000 people and caused 13 casualties since 1980 (Table 1.1)" (UPDRRC, Assessment, 2023). Climate change has increased the frequency and severity of extreme weather events, and this risk is compounded by inadequate hydraulic infrastructure. "Winter storms in 2012 and 2013 affected the WB and Gaza, causing flash flooding, evacuations, property damage, and displacement" (Erekat, 2013). The Gaza Strip, due to its relatively flat terrain and poor drainage systems, is especially vulnerable to flooding. "Significant flooding events in 2010, 2013, 2015, 2020, and 2022 resulted in deaths, displacement, and infrastructure damage. Flash floods alone affected over 8,500 households between 2019 and 2021" (ReliefWeb, Flooding , 2021)."Gaza has also been severely affected by cold waves and heat waves. A cold wave in January 2020 brought extreme temperatures to Gaza, impacting displaced people and those living in shelters. Electricity cuts exacerbated the situation, leaving many without heating" (IFRC, 2022). Furthermore, "reduced rainfall and rising temperatures are accelerating desertification, leading to heatwaves, wildfires, water shortages, and drought. Rising sea levels have also led to coastal flooding, saltwater intrusion, and coastal erosion, primarily affecting Gaza" (United Nations Palestine, 2022). "The environmental conditions in Gaza have deteriorated significantly due to the scarcity of renewable resources, groundwater quality issues, improper wastewater disposal, and degraded agricultural lands" (PCBS, 2010).

Table 1.1

Summary of Disasters due to Extreme Temperatures, Storms and Floods in WB and Gaza since 1980

Hazard	Count of Disaster Subtype	Sum of Total Affected	Sum of Total Deaths
Extreme Temperature	1	30000	3
Flood	4	14500	5
Storm	3	81121	5

"Climate change has further increased the incidence of vector-borne diseases, epidemics, and pandemics" (USAID, 2017). "For instance, the COVID-19 pandemic, which hit Palestine March 2020, caused 656,056 confirmed cases and 5,655 deaths there" (United Nations Office for the Coordination of Humanitarian Affairs (OCHA)., 2024). "The pandemic exacerbated an already fragile economic situation, causing GDP to decline by 12% in 2020" (Palestinian economy , 2024). "Unemployment in Gaza jumped to 49%, and wages fell by 50% or more in nearly 40% of WB households" (Fesen, 2021).

Man-made hazards, primarily linked to political conflict and violence, are particularly acute in Gaza. Gaza has been under siege since 2007 and has faced four major wars between 2008 and 2021, alongside numerous short-term escalations. Closed borders, travel restrictions, and continuous surveillance by Israeli aircraft have created severe humanitarian crises, including unemployment, food insecurity, energy and water shortages, and poor access to healthcare. Transport and industrial accidents are also becoming more concerning. "In 2018 alone, there were 12,829 road accidents, leading to 125 deaths" (Melhem, 2019). Additionally, natural resource stress and environmental degradation increase the likelihood of crises arising from, or exacerbated by, man-made factors. "For example, the 2012 winter storm in Gaza combined floodwaters with deteriorating sewage systems to create a severe public health hazard" (IFRC, 2022).

Vulnerability context: The vulnerability conditions in Palestine can be broadly classified as high to very high due to various physical, economic, and social factors as follows:

1. Physical and Infrastructure Vulnerabilities: Palestine's infrastructure is highly vulnerable, particularly in refugee camps, where buildings are poorly maintained and aging. "Many Palestinian cities are situated in seismically active areas and face

significant earthquake risks" (Jalal & El-Kelani, 2008). Rapid urbanization and inadequate building code enforcement and urban planning exacerbate this vulnerability, leaving cities susceptible to large-scale disasters like earthquakes and floods. Public infrastructure, including transportation, water, electricity, and telecommunications, is affected by movement restrictions, especially in Gaza and Area C of the WB. Restrictions on importing construction materials worsen the situation in Gaza, limiting good practices for building disaster-resilient infrastructure.

2. Economic Vulnerability: Palestine's economy is vulnerable due to political instability, external dependencies, and internal socio-economic challenges:

- Volatility and Unpredictability: "The economy has been volatile since 1994, impacted by political unrest and military operations that disrupted trade and fragmented territories into isolated enclaves" (Cali, Eddin, & Niksic, 2014). Such unpredictability hampers disaster preparedness by creating uncertainties in resource allocation for DRM.
- Dependence on Donor Aid: Heavy reliance on donor aid for infrastructure development and budgeting creates economic instability and uncertainties, affecting disaster preparedness
- Poverty: "Between 2011 and 2017, poverty in Gaza increased from 38.8% to 53.0%. Later, the outbreak of COVID-19 exacerbated the economic challenges, primarily through impacts on the labor market and potential increases in food prices" (WB, 2020).
- Unemployment: "As of 2022, unemployment stood at 24.4% overall, with Gaza having a higher rate at 45%. Nearly 70% of youth in Gaza are unemployed, reflecting severe economic constraints" (Aghajanian, 2023)"
- Vulnerability of Key Economic Sectors: Agriculture, energy, water, and food sectors are vulnerable to climate shocks, intensified by the ongoing political and economic conditions. Fiscal constraints limit the capacity to absorb disaster shocks. Although agricultural compensation schemes exist, they are not yet functional.
- GDP Fluctuations: "Between 2010 and 2018, GDP growth rates fell from 8.1% to 0.9%, and in 2022, growth was 5.8%, a sharp drop from 16.6% in 2021" (WB and Gaza GDP, 2024).
- Impact of COVID-19: The pandemic increased unemployment and the cost of basic foods, worsening an already fragile economy.

3. Social Vulnerability: Social vulnerability in Palestine is influenced by several socio-economic and political factors as follows:

- Education: Illiteracy rates, student-teacher ratios, and higher education levels affect community vulnerability, particularly in response to disasters.
- Population: Vulnerable groups like children, the elderly, and people with disabilities are particularly affected due to mobility issues and care burdens.
- Economy: Poverty significantly impacts social vulnerability.
- Health: Access to health services, including hospital beds and health insurance, varies and affects physical conditions and healthcare access.
- Political Factors: The political landscape contributes significantly to social vulnerability.
- Infrastructure: Poor-quality housing and limited access to basic infrastructure, such as water and electricity, increase vulnerability.

"A comprehensive social vulnerability index identified Gaza as more vulnerable than the WB (Figure 1.7) due to poverty, education gaps, health service access, and infrastructure issues, which are further aggravated by conflict and restrictions" (UPDRRC, Vulnerability, 2023).

Figure 1.7

Spatial Distribution of Social Vulnerability Index (SVI) in WB and Gaza.

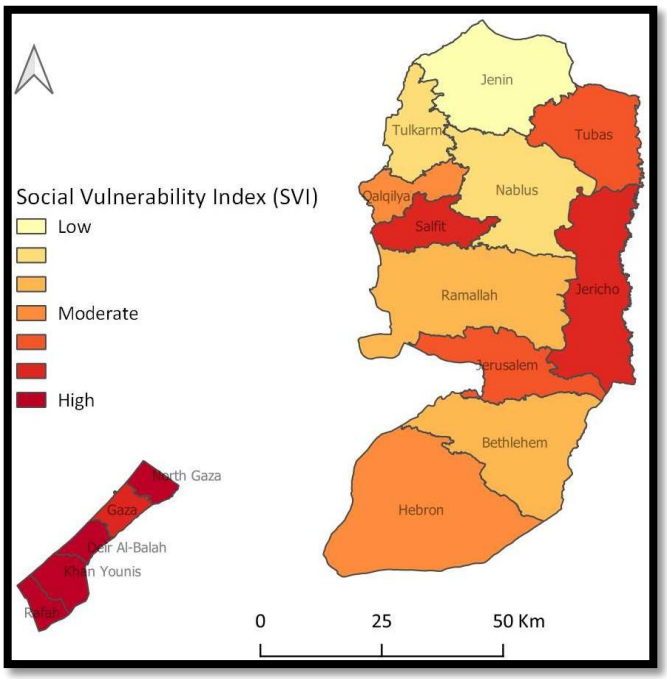

Note: (UPDRRC, Assessment, 2023).

Exposure context: An exposure model is crucial for disaster risk assessment, as it outlines the vulnerability and geographic distribution of elements exposed to natural hazards. Models for buildings in the WB and Gaza have been developed, covering residential, commercial, and industrial structures and CI. “These models leverage aggregate statistics and knowledge about construction practices to assess buildings' vulnerability. They include variables like external wall materials, building type, number of floors, and construction year. Different occupancy times are also considered, giving a nuanced understanding of exposure risks at various times of the day. The outputs are visualized through a web-based mapping platform” (UPDRRC, Vulnerability, 2023).

1.5.2 DRRG in Palestine: Progress, Challenges and Recommendations

Over the years, DRR has gradually gained decision-makers' attention in the PA due to the serious human and economic costs of hazard-related events. Efforts to reform the Palestinian DRR system began intensively in 2013, a landmark year for Palestine. “That January, a winter storm affected 12,000 people in 190 communities and caused damage to agriculture and infrastructure in the northern WB”. “Later that year, Winter Storm Alexa, the worst in the region in 140 years, devastated both the WB and the Gaza Strip, destroying over 20,000 homes and displacing 10,000 people, with ddamages and losses estimated at over USD 150 million” (PA, 2013). These storms tested the emergency response system and exposed the vulnerabilities of Palestinian communities, revealing gaps in DRR practices and thus prompting the government to explore global DRR best practices.

“In response, a Palestinian delegation attended the 2015 WC on DRR in Japan, adopting the SFDRR. Following this, visits to countries like Italy, Korea, and Singapore gave PA officials valuable insights into DRM governance arrangements that could be adapted for Palestine”. “The international development community, including the UN[1]and Icelandic government, began supporting the PA’s DRM related efforts with assistance, leading to the development of the "DRM Institutional and Legal Framework in Palestine" in 2016 and the "Palestinian DRM System" in 2017. These initiatives aim to align Palestinian society with global DRM practices, engaging relevant stakeholders and addressing both normal and disaster scenarios. “In 2016, the State of Palestine created a National

[1] United Nations Office for Disaster Risk Reduction (UNDRR), United Nations Development Program (UNDP), UN Office for the Coordination of Humanitarian Affairs (UNOCHA), and United Nations Disaster Assessment and Coordination (UNDAC)

Adaptation Plan to Climate Change, addressing specific actions for highly vulnerable sectors like agriculture, energy, water, food, and industry. DRM priorities were also reflected in the National Policy Agenda (2017-2022)" (UNDP R. o., 2017).

A comprehensive DRM law is yet to be enacted, but several sectoral regulations or laws address different aspects of DRM, such as the Civil Defense Law No. (3) of 1998, the Environment Law No. (7) of 1999, the Agriculture Law No. (2) of 2003, the Public Health Law No. (20) of 2004, Service in the Palestinian Security Forces Law No. (8) of 2005, Law by Decree No. (15) of 2009 regarding Palestine Telecommunications Regulatory Authority, Law by Decree No. (12) of 2013 regarding Agricultural DRR and Insurance Fund, The Water Law by Decree No. (14) of 2014, and Presidential Decree No. (22) of 2003 regarding Governors Powers. However, these laws distribute risk management responsibilities across various organizations, resulting in potential overlaps in institutional mandates, particularly regarding disaster response coordination.

The Palestinian DRM system is rooted in civil defense. The Civil Defense Law No. (3) of 1998[1] defines the structure, mandates, and processes for emergency response to both natural and human-made hazards. The Higher Civil Defense Council, composed of relevant ministries, facilitates inter-agency coordination during emergencies, working through governorates and municipalities to form local civil defense committees. These local committees supervise responder training and develop necessary procedures for civil defense activities.

In March 2017, a Decree of the Council of Ministries **(**Appendix C.3**)** established institutional structures with dedicated DRM functions within the PA system as follows:

- National DRM Platform (NDRMP): Also referred to as National DRM Standing Committee, the Prime Minister heads it and includes ministers, governors, the President of the PRCS, and representatives from NGOs, academia, and the private sector. The NDRMP provides a forum for policy-level DRM discussions and approves the national DRM strategy. The NDRMP provides a forum for policy-level DRM discussions and approves the national DRM strategy.

[1] The Law prescribes mandates related to rescue, evacuation, management of public alarms, preparation of emergency shelters, combating epidemics, distribution of emergency supplies, and publication of public safety and security information, debris removal, and educating and training civilians, among others.

- National Technical Team (NTT): Chaired by the NDRMC Chairman and composed of technical-level representatives from the same NDRMP member institutions, the NTT translates NDRMP policies into actions. It is responsible for technical tasks related to the DRM system, as well as coordination and distribution of responsibilities according to the competence of the partner institutions. The NTT also ensures access to necessary information for monitoring systems like the SF and DesInventar.
- National Disaster Risk Management Center (NDRMC): Operating under the Prime Minister's Office as the NDRMP Secretariat, the NDRMC coordinates and monitors DRM activities while serving as the focal point for the SFDRR. A key role of the NDRMC is leading the coordination among stakeholders. It also leads the development of national DRM strategies and strategic and contingency planning according to national standards.

"A crucial aspect of the NDRMC's function is to strengthen the Whole of Community approach, encompassing the public and private sectors, NGOs, faith-based organizations, community groups, and individuals, all sharing responsibility for DRM. Additionally, the NDRMC offers technical support for disaster response preparedness, including implementing preventive measures and conducting multi-hazard risk assessments and analysis. The NDRMC must be well-organized and empowered to carry out its mandate effectively. Moreover, its role should extend beyond disaster response to encompass risk identification, preparedness, mitigation, prevention, recovery, reconstruction, and disaster risk financing and transfer. This expanded scope necessitates resolving potential overlaps or duplication with other agencies".

"The current DRM system is structured around two primary phases: "normal" and "disaster" times **(**Appendix C.4**).** During normal times, the PA's organizational structure remains unchanged, while ministries and local governments are encouraged to undertake disaster preparedness, mitigation, and reduction activities. However, due to a lack of explicit mandates, interventions are often conducted ad hoc. The ambiguous assignment of DRM functions across various institutions leads to uneven technical capacities and a shortage of specialized staff focused on DRM, resulting in unclear accountability among institutions for achieving DRM outcomes. Conversely, coordination mechanisms are streamlined in disaster times to mobilize agencies and

institutions with key roles in emergency response" (UNDP, 2016). This segmented approach limits the scope of DRM actions and demonstrates the lack of a complementary relationship between ex-ante and ex-post actions. The current approach does not align with global resilience principles, which focus on individuals, households, and communities more than processes. As they are variably affected by disaster impacts, addressing the sources of their vulnerabilities transcends DRM processes and tools but requires mainstreaming of resilience into governance and development sectors.

The PA heavily relies on civil society, humanitarian organizations, academic institutions, international partners, and volunteers to provide essential technical, organizational, and financial support. "Historically, frequent humanitarian crises have shifted the focus to disaster response and relief. Past humanitarian activities have incrementally enhanced existing emergency and disaster response capacities through strong partnerships between the PA and international institutions". However, the future scope of engagement with these partners should expand to include a comprehensive focus on all DRM pillars beyond just disaster response.

Significant investments are required to enable institutions to fulfill their DRM-related mandates. "Adequate technical capacities to formulate plans and policies, implement, regulate and enforce, monitor and evaluate, operate, maintain, and sustain are not necessarily available among PA ministries and LGUs." "Poor construction, environmental degradation, and unregulated land use reflect the weak capacities across governance levels". "Financing DRM in Palestine leans heavily on international aid, primarily from the UN, the World Bank, and NGOs. This support is essential for capacity building, infrastructure development, early warning systems, and emergency response in a region facing significant political and economic challenges". National budget allocations also contribute to DRM financing." A key initiative is the Agricultural DRR and Insurance Fund (PADRRIF), established post-2013 flooding, which supports local farmers against natural disasters through agricultural insurance and compensation". This demonstrates a growing appreciation for DRR financing mechanisms in Palestine. However, "the financing challenge remains significant, with a requirement of $5.5 billion by 2050 to bolster resilience in critical sectors. This is set against the backdrop of a $5.9 billion estimated cost for nationally determined contribution implementation by 2040, revealing a 46% funding gap (Figure 1.8)"

(World Bank, 2023). The recent decline in donor support necessitates innovative financing strategies, including private sector engagement, to meet climate change targets.

Figure 1.8

The WB and Gaza's US $2.7bn NDC Funding Gap by Sector

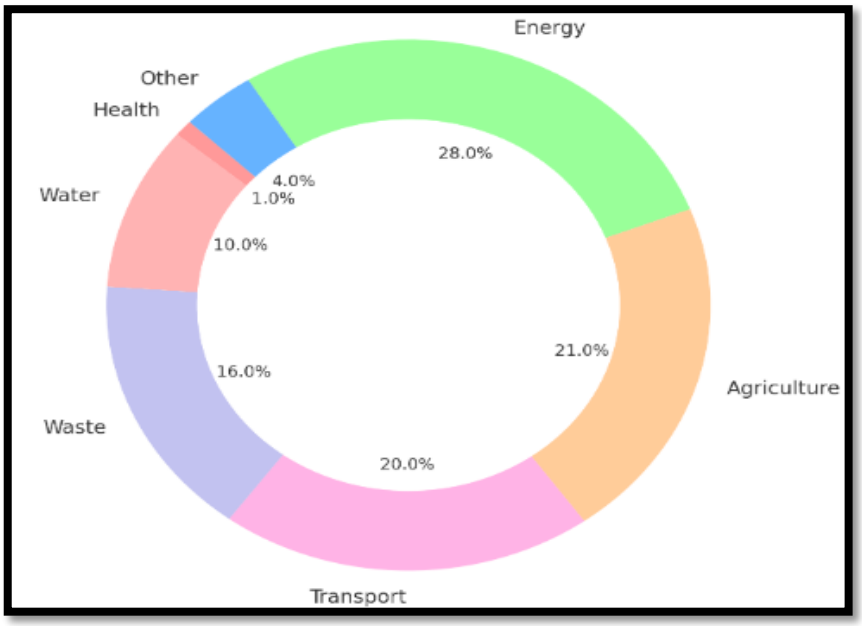

Note: (World Bank, 2023)

"Urban development in Palestine faces challenges due to Israeli control. Municipal governments, which manage urban development and issue building permits, require Israeli authorization for specific site projects, limiting the authority of Palestinian LGUs and preventing independent policy-setting" (Signoles, 2010). However, practical guidelines for resilience planning have been developed, helping 20 municipalities formulate local resilience plans so far.

Despite the lack of risk information that hinders a science-based understanding of hazards and prevents risk-informed planning, "a multi-hazard risk assessment has identified significant hazards threatening people, buildings, and CI in the WB and Gaza. The results, available via an online mapping platform" (Mapping, 2024), are crucial for developing risk-informed resilience plans and capacity-building activities with local governments.

The resilience of CI is crucial for maintaining community functions during disasters. "Current standards for promoting resilience are hampered by the absence of specific

codes for CI construction, reliance on outdated building codes, overlooking non-structural elements, and lack of guidelines for retrofitting existing buildings." Addressing these challenges requires overcoming insufficient resources, inadequate monitoring, lack of public awareness, and institutional constraints on policy amendments. Collaboration among stakeholders like the Engineers Association, municipalities, and the Ministry of Local Government is essential to implement resilience standards. "The "Resilience Guidelines for CI" aim to enhance structural integrity and performance of both new and existing CI before, during, and after disasters." "New facilities must be designed with updated codes and quality control during construction and maintenance while existing facilities need retrofitting to enhance robustness and redundancy" (NDRMC& UPDRRC, 2023).

The National DRR Strategy (2023-2027) for Palestine is vital for enacting the proposed DRM law by the PA, providing a drive for action and resource mobilization. "It identifies significant gaps in the existing DRM system, outlines goals, activities, outputs, and resources to promote dialogue and collaboration with stakeholders, and offers guidance for assessing and improving the current DRR system." "Key aims include establishing legal and institutional foundations, implementing effective DRR programs, developing early warning systems, raising awareness, and integrating DRR into development policies, along with fostering public-private cooperation and enhancing community resilience." (UPDRRC & NDRMC, 2023). Recognizing the importance of capacity building and knowledge sharing, the NDRMC launched the "SHIRA Solution" platform to collect updated information, generate reports, and support decision-making through key performance indicators.

"Awareness of DRM among central government institutions is notably low, reflected in the limited integration of DRM into national development strategies." Public understanding of disaster risk is also limited, underscoring the need for better public education on preparedness, response, and recovery. "Current awareness campaigns are limited and fail to reach the broader population effectively, complicated by a fragmented media landscape, widespread dissemination of fake news, and general distrust in traditional media and PA announcements." Effective communication strategies should pivot towards online platforms and social media, which are more trusted and widely used, especially among youth. The responsibility for DRM

awareness rests primarily with the NDRMC, the Palestinian Red Crescent Society (PRCS), and Civil Defense. “PRCS focuses on social awareness and emergency preparedness, while Civil Defense prioritizes emergency preparedness, first aid training, and public safety awareness.” Despite these efforts, a more integrated and comprehensive approach to DRM awareness is needed. An "Implementation Plan for a Public Awareness Campaign on DRR" was formulated but has yet to be implemented. “The plan advocates engaging media professionals and engineers to create compelling content on DRR, integrating engineering and DRR topics into daily media narratives to reshape public perceptions and foster a culture of responsibility and active citizenship in DRR efforts” (UPDRRC & NDRMC, 2023).

The governance capacity gap between the WB and Gaza is significant, with Gaza's isolation severely weakening its governance. Strategic engagement with Gaza is crucial to elevate its DRM competencies from basic to advanced levels. The physical and political separation between the WB and Gaza hinders the establishment of a unified DRM system, further complicated by immediate challenges like violence, political instability, border closures in Gaza, limited PA control over critical facilities, and economic constraints. These challenges overshadow the issue of DRM and consume the PA's attention. Despite these challenges, the PA recognizes the importance of shifting from reactive disaster response to proactive DRM, adopting legislation aligned with the SFDRR to strengthen the national DRM system, enhance strategy formulation, enforce regulations, and prioritize DRM resources effectively.

1.6 The study's components

1.6.1 Concepts and Operational Definitions

The key concepts used in this research and their definitions are presented as follows in (Table 1.2).

Table 1.2

Concepts and operational definitions

Terminology	Definition
Compensatory DRM	Activities strengthen individuals' and societies' social and economic resilience in the face of residual risk that cannot be effectively reduced. They include preparedness, response, and recovery activities, but also a mix of different financing instruments, such as national contingency funds, contingent credit, insurance and reinsurance, and social safety nets.
Corrective DRM	Activities address and seek to remove or reduce disaster risks that are already present and need to be managed and reduced. Examples are the retrofitting of CI or the relocation of exposed populations or assets
Disaster resilience	"The ability of a system, community or society exposed to hazards to anticipate, resist, absorb, accommodate, adapt to, transform and recover from the effects of a hazard, shock, or stresses in a timely and efficient manner, including through the preservation and restoration of its essential basic structures and functions through risk management without compromising their long-term development".
Disaster Risk Governance	The system of institutions, mechanisms, policy and legal frameworks and other arrangements to guide, coordinate and oversee DRR and related areas of policy.
Disaster Risk Management	The application of DRR policies and strategies to prevent new disaster risk, reduce existing disaster risk and manage residual risk, contributing to the strengthening of resilience and reduction of disaster losses.
Disaster Risk Reduction	The policy objective of anticipating, preventing new and reducing existing disaster risk and managing residual risk, all of which contribute to strengthening resilience and therefore to the achievement of SD
National platform for Disaster risk reduction	Coordination and policy guidance on DRR that are multi- sectoral and inter- disciplinary in nature, with public, private and civil society participation involving all concerned entities within a country.
Prospective DRM	Activities address and seek to avoid developing new or increased disaster risks. They focus on addressing disaster risks that may develop in the future if DRR policies are not put in place. Examples are better land-use planning or disaster-resistant water supply systems.
Risk transfer	The process of formally or informally shifting the financial consequences of particular risks from one party to another whereby a household, community, enterprise or state authority will obtain resources from the other party after a disaster occurs, in exchange for ongoing or compensatory social or financial benefits provided to that other party.

Note: For a comprehensive list, please refer to (UN General Asembly, 2016).

1.6.2 Problem statement

The State of Palestine encounters multifaceted and profound challenges in its efforts to enhance effective DRMG. These challenges are rooted in a combination of geopolitical, economic, and social factors unique to the region. Geopolitically, the ongoing Israeli occupation, political fragmentation between the West Bank and Gaza, and the absence of a cohesive governance structure have severely hindered the development and implementation of a unified DRMG approach. The lack of sovereign control over land, resources, and borders has left Palestine vulnerable to both natural and human-made disasters, while its ability to respond to and mitigate these risks is further restricted by external political and security constraints.

Economically, Palestine faces severe resource limitations, further aggravated by its dependence on international aid and the unpredictability of donor support. This has created a fragile economic environment that is unable to sustainably fund disaster preparedness, response, and recovery efforts. The over-reliance on international aid has also contributed to a reactive rather than proactive approach to DRMG, as financial resources are primarily allocated toward immediate relief rather than long-term resilience-building measures.

Socially, the population of Palestine, particularly in the Gaza Strip, is densely concentrated in hazard-prone areas. The rapid urbanization and high population growth have exacerbated vulnerabilities, placing significant pressure on essential services such as water, sanitation, and housing. These factors, combined with weak institutional capacities, have resulted in inadequate risk reduction measures and insufficient community engagement in disaster preparedness and response efforts. The lack of public awareness and a culture of resilience further complicate efforts to enhance DRMG.

In sum, the combination of political instability, economic constraints, and social vulnerabilities has created a complex risk environment in Palestine. To overcome these challenges, there is a need for a comprehensive, context-specific DRMG framework that integrates local capacities, political realities, and international standards. This framework must address the root causes of vulnerability while promoting resilience through enhanced governance, strategic investments, and community engagement.

1.6.3 Aim and objectives of the study

The primary aim of this study is to explore and identify the key challenges to strengthening DRMG towards resilience within the unique context of Palestine, aiming to understand the underlying factors that restrict the realization of effective DRM governance and propose viable actions to overcome these barriers. The objectives are as follows:

- Evaluate the current state of DRMG in Palestine.
- Identify the key challenges to enhancing effective DRMG.
- Propose strategic recommendations to strengthen DRMG frameworks in alignment with international standards and local needs.

1.6.4 Importance of the study

This research is crucial for understanding the challenges of strengthening DRMG in Palestine, a region facing unique difficulties due to political instability, resource constraints, and environmental vulnerabilities. By identifying key challenges to effective DRMG, this study contributes to the global conversation on disaster resilience, especially in conflict-affected areas. Insights from this study could guide policy, inform strategic planning, and foster partnerships, aligning with international frameworks such as the SFDRR to bolster Palestine's resilience efforts.

1.6.5 Questions and Hypothesis of the Study

The study hypothesis and questions fall under six main aspects: political will, legal and policy frameworks, institutional framework and coordination, financing mechanisms, public awareness and community engagement, and overall assessment of DRM governance.

Research Questions:

- What is the current level of political commitment to DRR in Palestine, and how can it be enhanced, considering the challenges of integrating DRR into the political agenda?
- How effective is the existing DRM legal and policy framework in Palestine, and what can improve its clarity, enforcement, and alignment with international standards, given the obstacles to its enhancement?

- How effective are the existing institutional frameworks and coordination mechanisms for DRM, and what reforms are needed to streamline responsibilities and improve collaboration across agencies, considering the challenges to their improvement?
- What are the strengths and weaknesses of the current DRM financing mechanisms in Palestine, and how can sustainable and diversified funding sources be developed to support DRM efforts, considering the barriers to their enhancement?
- How effective are the current efforts to raise public awareness and enhance community engagement in DRM, and how can these efforts be improved to foster resilience and ensure active community participation, given the challenges to their enhancement?
- What are the key priorities and challenges in enhancing DRMG in Palestine, and how can the country align its efforts with international best practices to more effectively address its disaster risk challenges?

Research Hypothesis:

1. Enhanced political commitment to DRR will lead to better integration of DRR and resilience strategies in Palestine's national policies.
2. Strengthening the DRM legal framework in Palestine will significantly reduce disaster risks and enhance management capabilities.
3. Effective coordination and a robust institutional framework significantly improve DRM outcomes in Palestine.
4. Diversified and stable financing mechanisms increase the sustainability of DRM efforts in Palestine.
5. Increased public awareness and community engagement in DRM lead to more resilient communities in Palestine.
6. Global and regional DRM challenges decrease the efficiency of enhancing DRM governance in Palestine.

Chapter Two

Quantitative Analysis of Disaster Risk Management Governance in Palestine (Methodology)

The previous chapter discussed the theoretical framework for addressing the key challenges in strengthening DRMG. This chapter will delve into the methodology adopted to investigate these challenges within the context of Palestine by answering the research questions and testing its hypothesis. By utilizing a structured, quantitative approach, the study is designed to capture the insights of various stakeholders involved in DRMG, thereby providing a comprehensive understanding of the existing challenges and opportunities. The methodological framework includes the study design, study population, study sample, study Instruments along with their validity and reliability indicators, Statistical analysis plan, study procedures, and ethical Procedure, all of which contribute to the accuracy and reliability of the research findings.

2.1 Study Design

This study uses a quantitative approach. The quantitative method was chosen to answer research questions and test the hypotheses. To conduct the study, the researcher relied on the questionnaire tool to assess the key challenges for strengthening DRMG in Palestine.

2.2 Study population

The study targets representatives from all sectors relevant to DRM at various governance levels in Palestine, including government, private sector, NGOs, civil society, and academia. This diverse study population ensures a comprehensive range of perspectives on the challenges and opportunities within DRMG, the total number equals (100) Individuals.

2.3 Study sample

Sampling Method: Purposive sampling was employed to select individuals directly involved in DRMG, specifically targeting members of the NTT, the NDRMC, and certain municipalities and governorates. This selection strategy was based on their direct involvement and expertise in DRMG. It ensured a broad representation of perspectives from different sectors and governance levels crucial for an in-depth

analysis of DRMG challenges in Palestine. The rationale behind this purposive selection was to engage respondents who are most knowledgeable about and directly affected by the issues, thereby enriching the study with informed and nuanced responses.

Sample size: The sample size determined for this study was 60 (7 members of the NDRMC, 42 members of the NTT, and 11 others from municipalities and the governorate). This number strikes a balance between manageability and diversity, allowing for a thorough exploration of the varied challenges and perspectives related to DRMG. The researcher retrieved (47) questionnaires, which were about (47%) of the population size and were valid for statistical analysis.

The 13 missing questionnaires in the study's sample size of 60 could be attributed to several factors common in survey-based research. Survey fatigue may have played a role, with participants possibly feeling overwhelmed by the content or length of the questionnaire, leading to abandonment. Additionally, technological barriers, such as limited internet access or digital literacy issues, might have prevented some respondents from completing it. Lastly, Participants may have also deprioritized the survey due to other commitments, especially those with demanding roles in institutions or municipalities.

2.4 Study Instruments: Validity and Reliability Assessment

2.4.1 Instrument Description

An online cross-sectional questionnaire (Appendix C.5) was employed as the primary study instrument, encompassing closed and open-ended questions. These questions were centered around six key aspects of DRMG challenges, providing a structured yet flexible framework for respondents to share their insights. The questionnaire was designed as a Google Form, chosen for its user-friendly interface, accessibility, and ease of distribution and response collection. This platform facilitated efficient primary data collection while accommodating the diverse technological proficiencies of respondents. To accommodate our diverse respondent base and ensure the utmost clarity in communication, the questionnaire was distributed in Arabic **(**Appendix C.5), the participants' mother tongue. This decision respects the linguistic preferences of the respondents and enhances the accuracy of the data collected by mitigating potential language barriers.

The questionnaire was designed to precisely measure the dependent and independent variables in this research. The Likert scale allowed respondents to choose whether they agreed or disagreed with each item. When it comes to the stimulus purpose, different items were measured on a 5- point Likert scale to assess the participant's degree of convenient with the statement or not, as detailed below. We used the following scale to assess the key challenges for strengthening DRMG in Palestine: this scale depends on interval length = range/number of intervals, where interval length = (5-1)/3 = 1.33. The following scale represents the result: 1 - less than 2.33 (less than 46.4%) is low; 2.33 - less than 3.66 (between 46.4% and less than 73.2%) is medium; and 3.66 - 5 (73.2% and more) is high.

Additionally, a weight from a 10-point scale was used to measure the perceived importance of obstacles, where 10 represents the most important obstacle and 0 is the least important. We calculated the mean and percentage of statements among respondents, with a high mean indicating the most significant obstacle. The following scale represents the result: less than 60% is low, between 60% and less than 70% is medium, and 70% or more is high.

To calculate the percentage for each statement, the mean value was multiplied by a specific factor based on the scale used. For example, on a 5-point Likert scale, the mean is multiplied by 20% (100% / 5 = 20%). Similarly, for a 10-point Likert scale, the mean is multiplied by 10% (100% / 10 = 10%).

2.4.2 Instrument Validity

2.4.2.1 Virtual Validity

Validity refers to "the accuracy of an assessment," meaning that the used instrument measures what it is supposed to measure (Oluwatayo, 2012). Content validity was ensured through comparison with valid previous studies to ensure the questionnaire's validity before distributing it to the final respondents.

The data collection tool was translated into Arabic, and its content validity was reviewed by experts in the field, including PhD experts from Palestinian universities. They ensured that it exhibited high relevance, readability, clarity, and

comprehensiveness to reach a consensus on the items to be included in the final questionnaire. The questionnaire was then amended appropriately.

2.4.2.2 Exploratory Data Analysis (Construct Validity)

Exploratory data analysis is a set of steps that quantitative researchers follow to explore new areas of social or psychological life. Researchers collect closed-ended questions to generate new concepts and generalizations about that area. The most effective exploratory data analysis gives investigators as much scope as possible for discovering new concepts and generalizations.

The tool was applied to an exploratory sample of (15) individuals to examine construct validity. It was distributed among participants from the study population. The purpose of the exploratory sample is to ensure the questionnaire achieves the greatest degree of accuracy by assessing respondents' understanding of the questionnaire's paragraphs, identifying any issues arising during the study, and evaluating the possibility of its application for obtaining information related to the tool's validity. The exploratory sample calculated a Pearson correlation coefficient between the items and the related dimension's total score. It was compared with the standard approved for accepting the item, as stated by (Garcia, 2011): “if greater than (0.40), the items are statistically acceptable, in order to confirm the consistency of the items”. (Table A.1) **(**Appendix B.2.3**)** shows the results. It is noted from this table that the values of Pearson correlation coefficients ranged between (0.52-0.90), these values were acceptable and statistically significant as mentioned in (Garcia, 2011).

2.4.3 Instrument Reliability

To find out the reliability degree of the questionnaire, the reliability coefficient (Cronbach alpha) was calculated as an indicator of the instrument's homogeneity. “An acceptable level is considered to be more than (70%)” (Fraenkel & Wallen, 2003). (Table 2.1) summarizes Cronbach’s alpha values for the exploratory sample.

Table 2.1

Cronbach's Alpha values for the exploratory sample among employees distributed by aspects

Aspect	Number of items	Cronbach's Alpha
Political will	13	0.92
Legal and policy framework	22	0.90
Institutional framework and coordination	18	0.93
Financing mechanisms	21	0.85
Public awareness and community engagement	15	0.88
General assessment of DRM governance	26	0.91
The tool	115	0.97

(Table 2.1) shows that Cronbach's Alpha for all aspects ranged between (0.85-0.93), which is more than (0.70). The reliability for the whole instrument equals (0.97), indicating consistent assessment and that all instrument items measure the same construct, even if the instrument is redistributed among the sample.

2.5 Statistical Analysis Plan

SPSS 28 was used to statistically analyze and process the collected data to find out the following:

- Frequencies, percentages, means and standard deviations analysis.
- Statistical tests (One sample t-test), and Pearson correlation were used to conduct the results.
- $P \leq 0.05$ was rejected as statistically significant.

2.6 Study Procedure

- Secondary Data Collection: An extensive search for both English and Arabic literature related to DRM and DRR, focusing on DRRG, was conducted using scientific databases like Google Scholar with keywords such as "DRM," "DRR," "DRG," "SFDRR," "resilience," and "Palestine." This also included reviewing gray literature from websites of relevant international organizations such as the UNDRR and authoritative documents like the HFA and SFDRR.
- Literature Review and Analytical Framework Development: Systematic literature reviews were conducted to support the development of an analytical framework for a

thematic review[1]. This framework helped identify and compile salient DRMG-related elements upon which the questionnaire was built.

- Sampling: Individuals from the study population were selected through purposive sampling, targeting members deeply involved in DRMG across various sectors.
- Instrument Preparation: The questionnaire was initially developed and then subjected to a pilot testing phase with a small group representative of the target respondent. Feedback from this pilot group led to adjustments to enhance the instrument's focus, comprehensibility, and overall quality.
- Validation and Reliability Checks: To ensure the robustness of the findings, further checks for the tool's validity and reliability were performed as outlined in the methodology.
- Distribution: The refined electronic questionnaire was distributed in soft copy format to accommodate varying schedules and facilitate rapid data collection. Respondents were given a two-week window to complete the questionnaire, with reminders sent after the first week.
- Primary Data Collection and Handling: Responses were collected, checked for completeness, and stored securely. Preliminary data cleaning was conducted to prepare for in-depth analysis.
- Statistical and Data Analysis: The cleaned data was imported into (SPSS 28) for detailed statistical analysis.
- Reporting: Study findings were compiled, reviewed, and discussed to comprehensively understand the challenges of strengthening DRMG in Palestine.

2.7 Ethical Procedures

After obtaining permission to conduct this study from An-Najah National University:

- Informed consent was obtained from all participants
- Anonymity of responses and secure data handling were ensured.
- The electronic questionnaire was distributed among the study sample in soft copy format.
- Completed questionnaires were collected electronically.
- The data was processed using (SPSS 28) for statistical analysis.

[1] A thematic review can identify patterns in data to help answer questions, show links or identify issues

The methodology outlined in this chapter highlights the meticulous approach taken to capture the diverse perspectives of stakeholders involved in DRMG in Palestine. By adopting a well-structured quantitative approach, this study ensures that the insights gathered are representative, accurate, and capable of offering recommendations for strengthening DRMG in Palestine. The robust validity and reliability check and the ethical procedures followed underpin the integrity of the study results and findings, setting the foundation for meaningful analysis, discussion, conclusion, and recommendations in the subsequent chapters.

Chapter Three

Study Results and Data Analysis

The overall purpose of this research is to assess the key challenges for strengthening DRMG in Palestine. In this Chapter, the researcher presents an analysis using (SPSS, 28) to answer the research questions and determine whether to reject or fail to reject the research hypothesis. This chapter is divided into three parts: the first focuses on demographic analysis, the second on descriptive analysis, and the third on testing hypothesis testing.

3.1 Socio-Demographic analysis

From Figure A.1 (Appendix A) and (Table 3.1) as follows

Table 3.1

Socio-demographic characteristics among experts of the NDRMC, NTT, municipalities, and governorates (n=47)

Variable	Level	Count	Percentage%
Position in organization	General director	9	19%
	Manager	22	47%
	Head division	6	13%
	Consultant	1	2%
	Engineer	2	4%
	Lawyer	2	4%
	Employee	5	11%
Years of Experience in DRM	Less than 5 years	12	26%
	Between 5 and less than 10 years	16	34%
	10 years or more	19	40%
Specific Area of Expertise within DRM	Assessment and Analysis	17	37%
	Planning and Preparedness	14	30%
	Response	3	6%
	Awareness and Education	10	21%
	International Cooperation and Partnerships	3	6%
Gender	Male	26	55%
	Female	21	45%
Educational Qualification	Diploma	0	0%
	Bachelor's	18	38%
	Postgraduate	29	62%
Age	between 30-40 years	13	28%
	more than 40 years	34	72%
Sector	Government/Public Sector	42	90%
	NGO	1	2%
	Private Sector	3	6%
	Academia	1	2%

The analysis shows the following:

- Position in organization: The highest percentage is (47%) for manager respondents, while the lowest is (2%) for consultants.
- Years of experience in DRM: Those with ten years or more have the highest percentage of the sample size (40%), while those with less than five years have the lowest (26%).
- Specific Area of Expertise within DRM: The highest percentage is (37%) for assessment and analysis, while the lowest is (6%) for response and international cooperation and partnerships.
- Gender: The highest percentage is (55%) for male respondents, while the lowest is (45%) for female respondents.
- Educational Qualification: The education level of the sample was distributed as (62%) with a postgraduate degree and (38%) with a bachelor's degree.
- Age: The highest age group is those over 40 years, making up (72%) of the sample, while the 30-40 age group is the lowest at (28%).
- Sector: The majority (90%) of the sample works in the government sector, while the lowest (2%) is for the NGO and academia sectors.

3.2 Descriptive statistics

The descriptive analysis interprets the collected numerical data, simplifying its explanation. The descriptive analysis results show each statement's mean, percentage, and standard deviation to identify each aspect's highest and lowest mean items. This analysis aims to identify the responses' central tendency through the mean results and the spread of a set of observations through the standard deviation results. “A low standard deviation means that most respondents have the same opinion (concentrated) toward the same statement, while a high standard deviation indicates that respondents have differing opinions on the same statement” (Bland, 2015).

Percentages provide a more specific, accurate, and refined way to interpret data and assess response levels, enabling researchers to capture and communicate subtle differences that might be overlooked with raw scores or means. They allow for more nuanced distinctions between response levels, making comparisons across different statements or scales more straightforward. Additionally, percentages can reveal trends

within categories, offering deeper insights that support informed decision-making and actionable conclusions.

Aspect One: Political Commitment to DRR in Palestine

Question 1: To what extent is political commitment to DRR in Palestine?

To answer this question, means, percentages, and standard deviations were calculated to determine the extent of political commitment to DRR in Palestine (Table 3.2).

Table 3.2

Descriptive statistics of the extent of political commitment to DRR in Palestine.

Statement	Mean	Standard Deviation	Percentage %	Level
How would you rate the political commitment to DRR in Palestine?	2.09	0.72	41.8%	Low
How would you rate the integration of DRR and resilience in the country's political agenda?	2.13	0.71	42.6%	Low
Total average	2.11	0.64	42.1%	Low

According to (Table 3.2), it is clear that the total average of the extent of political commitment to DRR in Palestine represents a low level with a mean of (2.11). The mean values of the individual statements range from (2.09) for "How would you rate the political commitment to DRR in Palestine?" (low level) to (2.13) for "How would you rate the integration of DRR and resilience in the country's political agenda?" (low level). The percentages of 41.8% and 42.6% both fall within a "low" category, but the slight difference between them is significant.

The percentage of 42.6% indicates that the integration of DRR and resilience in the country's political agenda is somewhat closer to a medium level compared to the 41.8%. This helps clarify that, while both percentages represent low commitment, the 42.6% suggests a relatively higher level.

According to (Figure 3.1), which compares responses on the rate of political commitment to DRR and the rate of integration of DRR and resilience into the political agenda in Palestine, most responses for both questions fall into the Low category. Notably, there are no High or Very High responses for integrating DRR and resilience,

they are more concentrated in the Low and Medium categories. In contrast, responses for political commitment are more varied, spanning from Very Low to Very High.

Figure 3.1

Comparison of Responses for Integration of DRR into Political Agenda and Political Commitment to DRR.in Palestine.

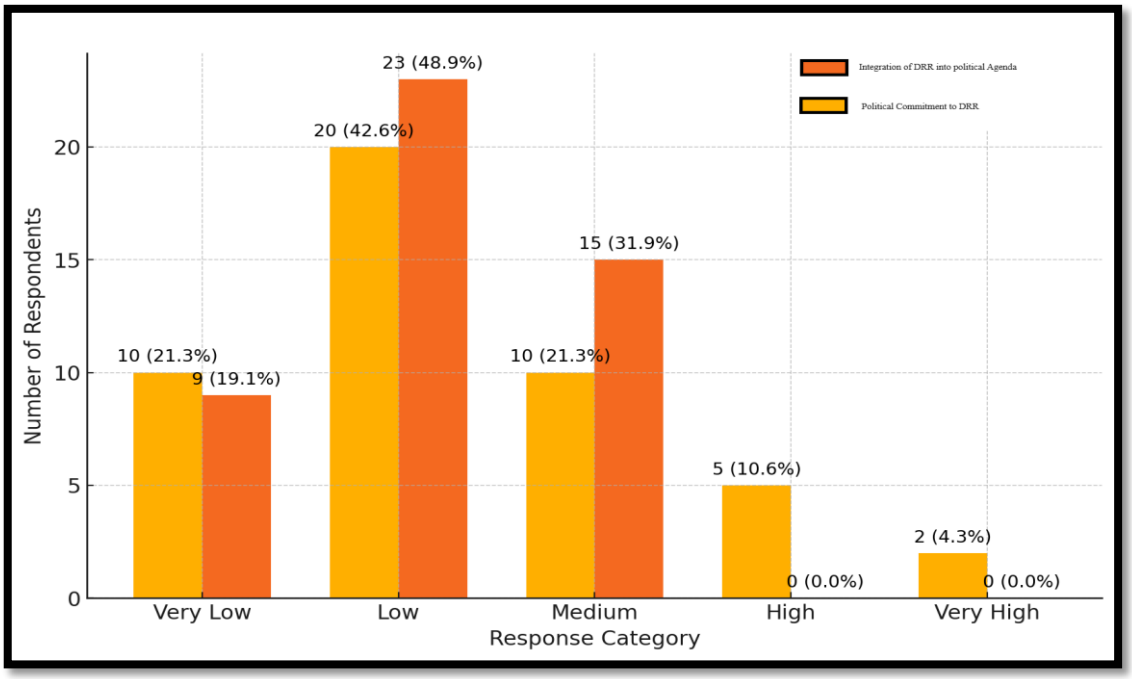

Question 2: What are the primary obstacles to integrating DRR into the political agenda of Palestine?

To answer this question, means, percentages, and standard deviations were calculated to determine the primary obstacles to integrating DRR into the political agenda of Palestine (Table 3.3).

Table 3.3

Descriptive statistics of the primary obstacles to integrating DRR into the political agenda of Palestine

Statement	Mean	Standard Deviation	Percentage %	Level
Political instability and ongoing conflict	6.94	1.07	69.4%	Medium
Economic constraints and competing budgetary priorities	6.66	0.71	66.6%	Medium
Lack of awareness or understanding of DRR benefits among policymakers	6.55	0.92	65.5%	Medium
Fragmented governance structures and coordination challenges	6.26	0.74	62.6%	Medium
International relations and dependence on foreign aid	6.57	0.84	65.7%	Medium
Total average	6.60	0.22	66.0%	Medium

According to (Table 3.3), it is clear that the total average of the primary obstacles to integrating DRR into the political agenda of Palestine represents a medium level with a mean of (6.60). The mean values of the individual statements range from (6.26) for “fragmented governance structures and coordination challenges" (medium level) to (6.94) for " political instability and ongoing conflict" (medium level). Additionally, the obstacle of political instability has a percentage of 69.4%, while economic constraints have 66.6%. Both fall under a "medium" category, but the 69.4% clearly indicates that political instability is perceived as a bigger obstacle.

According to (Figure A.2) (Appendix A), which displays the number of respondents rating various challenges to integrating DRR into the political agenda of Palestine on a scale from 0 to 10, Political instability and economic constraints are perceived as the most significant challenges, with high respondent ratings concentrated at the upper end of the scale. Local governance structures and lack of awareness also present concerns but with more varied ratings. While still a concern, reliance on foreign aid appears to be rated lower in severity than the other categories.

Question 3: How can political commitment to DRR be enhanced in Palestine?

To answer this question, means, percentages, and standard deviations were calculated to determine the actions that can be taken to strengthen political commitment to DRR in Palestine (Table 3.4).

Table 3.4

Descriptive statistics of the actions that can be taken to enhance political commitment to DRR in Palestine

Statement	Mean	Standard Deviation	Percentage %	Level
Strengthen advocacy and awareness among politicians: Conduct targeted awareness campaigns to educate political leaders about the importance and benefits of using case studies and success stories from other regions.	7.19	0.79	71.9%	High
incorporating DRR into national development planning: integrate DRR strategies into broader national development plans and policies to ensure a holistic approach to resilience.	7.47	0.55	74.7%	High
establishing a dedicated DRR agency: create a central agency responsible for DRR initiatives, ensuring clear leadership and accountability.	7.34	0.66	73.4%	High
enhancing international cooperation: leverage international partnerships to gain technical and financial support for DRR, while aligning with global frameworks like the Sendai framework for disaster risk reduction.	6.91	0.76	69.1%	Medium
promoting public-private partnerships: encourage partnerships with the private sector to mobilize resources and innovation for DRR projects.	6.68	0.66	66.8%	Medium
legislative reforms for DRR incentives: introduce laws that provide incentives for investments in DRR, such as tax breaks or subsidies for businesses and communities that implement resilience measures.	7.09	0.79	70.9%	High
Total average	7.11	0.30	71.1%	High

According to (Table 3.4), it is clear that the total average of the actions that can be taken to enhance political commitment to DRR in Palestine represents a high level with a

mean of (7.11). The mean values of the individual statements range from (6.68) for "promoting public-private partnerships: encourage partnerships with the private sector to mobilize resources and innovation for DRR projects" (medium level) to (7.47) for "incorporating DRR into national development planning integrate DRR strategies into broader national development plans and policies to ensure a holistic approach to resilience" (high level). The strategy of incorporating DRR into national development has a score of 74.7%, placing it in the "high" category, like many others. However, the 74.7% score indicates that this strategy is perceived as being closer to a very high level of importance compared to the others.

According to (Figure A.3) (Appendix A), which displays the number of respondents rating various actions to integrate DRR into the political agenda of Palestine on a scale from 0 to 10, all actions have notable peaks at ratings 8 and 10, indicating high importance. Incorporating DRR into national development planning and establishing a dedicated DRR agency are considered the most critical actions, with the highest number of respondents rating them highly. There is strong support for enhancing international cooperation, promoting public-private partnerships, and Strengthening advocacy among politicians and legislative reforms.

Aspect Two: DRM legal and policy framework

Question 4: What are the strengths and weaknesses of Palestine's current DRM legal and policy framework?

To answer this question, means, percentages, and standard deviations were calculated to determine the strengths and weaknesses of the current DRM legal and policy framework in Palestine (Table 3.5).

Table 3.5

Descriptive statistics of the strengths and weaknesses of the current DRM legal and policy framework in Palestine

Statement	Mean	Standard Deviation	Percentage %	Level
To what extent is there a dedicated legal and policy framework for DRM in Palestine that specifically prioritizes DRR, tailored to the country's context?	2.28	0.82	46%	Low
To what extent does the legal framework clearly define roles and responsibilities for DRR across all relevant institutions and from the national to the local level?	2.30	0.98	46%	Low
How are DRR resources budgeted according to the law?	1.90	0.89	38%	Low
How comprehensive are the law's guidelines for conducting risk assessments and integrating risk information into development processes?	1.91	0.66	38%	Low
How does the law establish procedures and responsibilities for early warning systems?	2.20	0.88	44%	Low
Is there a legal requirement for DRR education, training, and awareness-raising activities?	2.18	1.05	44%	Low
Does the law ensure engagement of all relevant stakeholders in DRR decisions and activities?	2.53	1.00	51%	Low
To what extent does the law incorporate gender considerations and address the needs of vulnerable groups?	2.34	0.90	47%	Low
Are there mechanisms within the law to ensure responsibilities are fulfilled?	2.05	0.84	41%	Low
To what extent is it aligned with international standards?	2.89	0.78	58%	Low
How would you rate the overall DRM legal and policy framework in Palestine?	2.07	0.63	41%	Low
To what extent do country's sectoral statutory instruments, such as legislations, laws, bylaws, regulations, polices, and codes incorporate provisions that consider reducing existing risks and preventing the emergence of new risks?	2.07	0.63	41%	Low
Total average	2.17	0.56	43%	Low

According to (Table 3.5), it is clear that the total average of the strengths and weaknesses of the current DRM legal and policy framework in Palestine represents a low level with a mean of (2.17). The mean values of the individual statements range from (1.90) for " how are DRR resources budgeted according to the law?" (low level) to (2.89) for "to what extent is it aligned with international standards?" (low level).

There is a general perception that the legal and policy frameworks for DRR in Palestine are insufficient in key areas. For example, issues such as budgeting for DRR (38%) and risk assessment guidelines (38%) are perceived to be particularly weak. Even the highest-scoring item, stakeholder engagement (51%), suggests only moderate effectiveness. Overall, the total average of 43% further reflects the perceived inadequacy of the current legal framework in addressing and prioritizing DRR.

According to (Figure A.4) (Appendix A), which reveals several key insights into the strengths and weaknesses of the current DRM legal and policy framework in Palestine, the overall perception of DRM legal and policy frameworks in Palestine is mainly negative, with significant deficiencies noted across various aspects. Key areas of concern include the lack of clear roles and responsibilities, inadequate budgeting for DRR, insufficient guidelines for risk assessments, and weak enforcement mechanisms. Additionally, the integration of gender considerations and stakeholder engagement is seen as lacking. Alignment with international standards and sectoral integration of DRR measures also require significant improvement.

Question 5: What are the key obstacles to enhancing the DRM legal and policy framework in Palestine?

To answer this question, means, percentages and standard deviations were calculated to determine the key obstacles to enhancing DRM legal and policy framework in Palestine as in (Table 3.6).

Table 3.6

Descriptive statistics of the key obstacles to enhancing DRM legal and policy framework in Palestine

Statement	Mean	Standard Deviation	Percentage %	Level
Insufficient legal clarity and coherence in existing DRM legislation	6.70	1.08	67%	Medium
Lack of enforcement mechanisms for DRM policies	7.00	0.91	70%	High
Limited stakeholder engagement in the legal and policy development process	6.40	0.91	64%	Medium
Inadequate alignment with international DRM standards and frameworks	5.49	0.99	55%	Low
Political and administrative fragmentation impacting cohesive policy implementation	6.43	0.98	64%	Medium
Total average	6.40	0.42	64%	Medium

According to Table (3.3.b), it is clear that the total average of the key obstacles to enhancing DRM legal and policy framework in Palestine represents a medium level with a mean of (6.40). The mean values of the individual statements range from (5.49) for "inadequate alignment with international DRM standards and frameworks" (low level) to (7.00) for "lack of enforcement mechanisms for DRM policies" (high level).

High percentage (70%) for the lack of enforcement mechanisms highlights this as the most significant barrier, while inadequate alignment with international standards (55%) is viewed as a less critical, though still substantial, challenge. This middle-range percentage (55% to 70%) reflects the presence of clear obstacles, but also shows varying levels of perceived importance among different challenges.

According to (Figure A.5) (Appendix A), which displays the number of respondents rating various challenges to enhancing DRM legal and policy framework in Palestine on a scale from 0 to 10, insufficient legal clarity, lack of enforcement mechanisms, and political and administrative fragmentation are particularly significant issues, as evidenced by high frequencies at ratings 8 and 10. Limited stakeholder engagement and inadequate alignment with international standards are also notable concerns, with peaks at various points indicating widespread recognition of these challenges.

Question 6: What actions can be taken to improve the DRM legal and policy framework in Palestine?

To answer this question, means, percentages and standard deviations are calculated to find the actions that can be taken to improve the DRM legal and policy framework in Palestine as in (Table 3.7)

Table 3.7

Descriptive statistics of the actions that can be taken to improve the DRM legal and policy framework in Palestine

Statement	Mean	Standard Deviation	Percentage %	Level
Revising and Consolidating DRM Legislation: Undertake a comprehensive review and consolidation of existing DRM laws to ensure clarity, coherence, and alignment with international standards.	7.40	0.98	74%	High
Strengthening Legal Enforcement Mechanisms: Develop and implement robust mechanisms for enforcing DRM policies, including clear guidelines and penalties for non-compliance.	7.70	0.83	77%	High
Enhancing Stakeholder Participation: Facilitate broader engagement of all relevant stakeholders, including local communities, NGOs, and the private sector, in the development and review of DRM policies and legislation.	6.98	0.82	70%	High
Capacity Building for Policymakers and Legal Experts: Provide targeted training and capacity-building programs for policymakers, legal experts, and other key stakeholders involved in DRM to ensure effective policy formulation and implementation.	7.49	0.96	75%	High
Establishing a Legal Advisory Body for DRM: Create a specialized advisory body tasked with continuously reviewing and recommending improvements to the DRM legal and policy framework.	6.45	1.12	65%	Medium
Total average	7.20	0.62	72%	High

According to (Table 3.7), it is clear that the total average of the actions that can be taken to improve the DRM legal and policy framework in Palestine represents a high level

with a mean of (7.20). The mean values of the individual statements range from (6.45) for " Establishing a Legal Advisory Body for DRM: Create a specialized advisory body tasked with continuously reviewing and recommending improvements to the DRM legal and policy framework" (medium level) to (7.70) for "Strengthening Legal Enforcement Mechanisms: Develop and implement robust mechanisms for enforcing DRM policies, including clear guidelines and penalties for non-compliance" (high level).

The mostly high percentages, ranging between 65% and 77%, signal that respondents believe that certain areas, such as revising DRM legislation (74%) and strengthening legal enforcement (77%), are highly important or effective. The uniformity of these high percentages implies consensus among respondents regarding the priority and potential impact of these reforms.

According to (Figure A.6) (Appendix A), which displays the number of respondents rating various actions to improve the DRM legal and policy framework in Palestine on a scale from 0 to 10, all proposed actions are deemed important, with particular emphasis on revising and consolidating DRM legislation, strengthening legal enforcement mechanisms, and enhancing stakeholder participation. Peaks at higher ratings for these actions reflect a strong consensus on their critical importance. Capacity building for policymakers and legal experts and establishing a legal advisory body for DRM also receive substantial support.

Aspect Three: DRM Institutional Framework and Coordination Mechanisms in Palestine.

Question 7: How effective are the DRM institutional framework and coordination mechanisms in Palestine?

To answer this question, means, percentages, and standard deviations were calculated to determine the effectiveness of the DRM institutional framework and coordination mechanisms in Palestine (Table B.2) (Appendix B). According to this table, it is clear that the total average of the effectiveness of DRM institutional framework and coordination mechanisms in Palestine represents a low level with a mean of (2.14). The mean values of the individual statements range from (1.77) for "To what extent is there effective coordination mechanisms for stakeholder engagement in DRM planning and

decision-making in Palestine?" (low level) to (2.53) for "How would you rate the National Disaster Risk Management Center (NDRMC)" (low level).

The percentages, ranging between 35% and 51%, show that respondents generally agree that these institutions and frameworks are not functioning optimally. This low range of percentages highlights a lack of confidence in current institutional capabilities and coordination mechanisms, with the highest-rated entity (NDRMC at 51%) still being perceived as functioning below an effective level.

According to (Figure A.7) (Appendix A), which collectively reveals several key insights into the DRM institutional framework, coordination arrangements, capacity building, and stakeholder engagement in Palestine, these areas are perceived as inadequate by the majority of respondents. The DRM institutional framework is predominantly rated as either "Weak" or "Moderate," with very few respondents considering it "Substantial" or "Comprehensive." Similarly, DRM's capacity building and training is largely seen as "Not Developed" or "Minimally Developed," indicating a critical need for enhanced efforts in this area. The effectiveness of coordination among stakeholders in DRM planning and implementation, as well as the coordination mechanisms for stakeholder engagement in DRM planning and decision-making, are mostly rated as "Minimally Effective" or "Ineffective." There is almost no perception of these mechanisms being "Effective" or "Highly Effective." Additionally, the ratings for DRM institutional structures (NSCDRM, NTT, and NDRMC) reflect widespread recognition of weaknesses, with most respondents rating them as "Weak."

Question 8: What are the key obstacles to enhancing the DRM Institutional Framework and coordination mechanisms in Palestine?

To answer this question, means, percentages, and standard deviations were calculated to determine the key obstacles to enhancing the DRM Institutional Framework and coordination mechanisms in Palestine (Table B.3) (Appendix B). According to this table, it is clear that the total average of the key obstacles to enhancing the DRM Institutional Framework and coordination mechanisms in Palestine represents the medium level with a mean of (6.88). The mean values of the individual statements range from (6.40) for "Insufficient mechanisms for engaging non-governmental and

community stakeholders in DRM processes" (medium level) to (7.26) for "Inadequate resources and capacity within institutions tasked with DRM" (high level).

The total average of 69% places the overall perception of obstacles at a medium-high level, reinforcing the need for addressing these challenges but also acknowledging some areas are more pressing than others.

According to (Figure A.8) (Appendix A), which displays the number of respondents rating various challenges to enhancing DRM institutional framework and coordination mechanisms in Palestine on a scale from 0 to 10, fragmented responsibilities, lack of protocols, inadequate resources, resistance to change, and insufficient mechanisms as significant barriers. Fragmented responsibilities and inadequate resources peak at a rating of 10, indicating that many respondents view these as critical issues. Lack of protocols and resistance to change show notable peaks at ratings 8 and 9, respectively. Insufficient mechanisms also display a peak at a rating of 8, suggesting widespread recognition of this issue.

Question 9: How can DRM institutional framework and coordination mechanisms in Palestine be enhanced?

To answer this question, means, percentages, and standard deviations were calculated to determine the actions that can be taken to enhance the DRM institutional framework and coordination mechanisms in Palestine (Table B.4) (Appendix B). According to this table, it is clear that the total average of the actions that can be taken to enhance DRM institutional framework and coordination mechanisms in Palestine represents a medium level with a mean of (6.81). The mean values of the individual statements range from (6.17) for "Expanding Stakeholder Engagement Mechanisms: Create or enhance mechanisms for regular engagement of non-governmental organizations, the private sector, and community representatives in DRM decision-making processes" (medium level) to (7.32) for "Clarifying and Streamlining Institutional Roles: Define clear and streamlined roles and responsibilities for all agencies involved in DRM to reduce overlap and ensure efficient response" (high level).

The total average of 68% aligns closely with the total average in the obstacles table (Table B.3), signifying a balanced view of the actions needed, with a slightly lower

emphasis on fostering cultural change and stakeholder engagement compared to structural and capacity-building reforms.

According to (Figure A.9) (Appendix A), which displays the number of respondents rating various actions to enhance DRM institutional framework and coordination mechanisms in Palestine on a scale from 0 to 10, clarifying institutional roles is considered a crucial action, with the highest number of respondents rating it at 10. There is also strong support for standardized coordination protocols, with peaks at ratings 8 and 9. Strengthening institutional capacity shows a peak at a rating of 8. Fostering a culture of collaboration is seen as important, with notable peaks at rating 8 and significant support at ratings 7 and 9. Expanding stakeholder engagement is recognized as essential, with peaks at ratings 6 and 8.

Aspect Four: Financing Mechanisms supporting DRM efforts in Palestine

Question 10: What are the primary financing mechanisms supporting DRM efforts in Palestine?

To answer this question, means, percentages, and standard deviations were calculated to determine the primary financing mechanisms supporting DRM efforts in Palestine (Table B.5) (Appendix B). According to this table, the total average of the primary financing mechanisms supporting DRM efforts in Palestine is a low level with a mean of (5.60). The mean values of the individual statements range from (4.21) for "How would you rate the importance of Community funds in supporting DRM efforts in Palestine?" (low level) to (6.79) for "How would you rate the importance of international aid and grants in supporting DRM efforts in Palestine?" (medium level).

National budget allocations (62%) and international aid and grants (68%) are rated at a medium level of importance. In contrast, private sector investments (52%), insurance and risk transfer (56%), and community funds (42%) are seen as less important, all falling into the low category. The total average (56%) reflects a general perception that while some mechanisms are moderately important, the overall reliance on these funding sources is relatively low for effective DRM support.

According to (Figure A.10) (Appendix A), which displays the number of respondents rating various actions to improve the financing mechanisms supporting DRM in

Palestine, national budget allocations are viewed as highly important, peaking significantly at rating 10 and also at rating 8, indicating a critical role in supporting DRM efforts. International aid and grants show strong support, with peaks at ratings 8 and 10, reflecting their perceived importance. Private sector investments display a peak at rating 8, suggesting considerable importance, though responses vary across other ratings. Insurance and risk transfer peak at rating 8, with notable support at ratings 6 and 7, indicating recognition of their potential in DRM support. Community funds also peak at a rating of 8, with another significant peak at a rating of 6, showing variability but overall perceived importance.

Question 11: How effective and suitable are the primary financing mechanisms supporting DRM efforts in Palestine?

To answer this question, means, percentages, and standard deviations were calculated to determine the effectiveness and suitability of primary financing mechanisms supporting DRM efforts in Palestine (Table B.6) (Appendix B). According to this table, it is clear that the total average of the effectiveness and suitability of primary financing mechanisms supporting DRM efforts in Palestine represents a low level with a mean of (1.88). The mean values of the individual statements range from (1.60) for "How effective and suitable are Community funds as a financing mechanism?" (low level) to (2.54) for "How effective and suitable are international aid and grants as a financing mechanism?" (low level).

All statements falling into the low category. National budget allocations (34%), private sector investments (35%), insurance and risk transfer mechanisms (39%), and community funds (32%) are all seen as largely inadequate. International aid and grants have the highest rating (49%), but still fall short of being considered effective. The total average (38%) indicates a significant gap in suitable financing mechanisms for DRM in the region.

According to (Figure A.11) (Appendix A), the effectiveness and suitability of various financing mechanisms for DRM in Palestine vary significantly. National budget allocations and international aid and grants are perceived as the most effective and suitable, with the highest number of respondents rating them highly, although there is a notable decline in their ratings from "Moderately" to "Highly." Private sector

investments, insurance and risk transfer, and community funds are viewed as less effective and suitable, with a greater number of respondents rating them as "Not" or "Slightly" effective and suitable. The trend shows a steep decline in the perceived effectiveness and suitability of national budget allocations from "Slightly" to "Highly," indicating a strong preference for traditional funding sources over private and community-based mechanisms.

Question 12: What are the key obstacles to enhancing DRM financing in Palestine?

To answer this question, means, percentages and standard deviations were calculated to determine the key obstacles to enhancing DRM financing in Palestine (Table B.7) (Appendix B). According to this table, it is clear that the total average of the key obstacles to enhancing DRM financing in Palestine represents a medium level with a mean of (6.85). The mean values of the individual statements range from (6.19) for "Challenges in mobilizing private sector investment in DRM" (medium level) to (7.47) for "Insufficient budget allocation by the government for DRM activities" (high level).

The total average (68%) reflects a medium-level perception of these financial challenges. he most critical issues include insufficient government budget allocation (75%), limited dedicated funding (71%), and over-reliance on unpredictable international aid (70%), all rated as high-level concerns. Challenges in mobilizing private sector investment (62%) and the lack of innovative financing mechanisms (65%) are considered medium-level obstacles.

According to (Figure A.12) (Appendix A), which displays the number of respondents rating key obstacles to the enhancement of DRM financing in Palestine on a scale from 0 to 10, Limited availability of dedicated funding and over-reliance on international aid are seen as significant challenges, both peaking at rating 10. Challenges in mobilizing private investment also show high concern, with notable peaks at ratings 8 and 9. Insufficient government budget allocation is another critical obstacle, peaking at a rating of 9 and displaying consistent concern across higher ratings. Additionally, the lack of innovative financing mechanisms is recognized as a major issue, peaking at ratings 6 and 10. These insights highlight the multifaceted nature of financing obstacles, with a strong reliance on traditional funding sources and significant gaps in mobilizing private investments and innovative mechanisms.

Question 13: How can DRM financing be enhanced to better support DRM efforts in Palestine?

To answer this question, means, percentages, and standard deviations were calculated to determine the actions that can be taken to enhance DRM financing and better support DRM efforts in Palestine (Table B.8) (Appendix B). According to this table, it is clear that the total average of the actions that can be taken to enhance DRM financing to better support DRM efforts in Palestine represents a high level with a mean of (7.37). The mean values of the individual statements range from (6.85) for "Implementing Innovative Financing Mechanisms: Explore and implement innovative financing mechanisms, like catastrophe bonds, insurance schemes, or crowdfunding for DRM projects" (medium level) to (7.89) for "Increasing Government Budget Allocation: Advocate for a higher percentage of the national budget to be allocated specifically for DRM activities" (high level).

The total average (74%) reflects a strong overall emphasis on enhancing financial support for DRM activities. The highest priorities include increasing government budget allocation (79%) and leveraging international aid (79%). Encouraging private sector engagement (72%) and strengthening financial planning (70%) also rank as high priorities. Implementing innovative financing mechanisms (69%) is considered medium, although still significant as it sits just below the critical threshold of 70%, which marks the transition from a medium to a high level of importance.

According to (Figure A.13) (Appendix A), which displays the number of respondents rating various actions to enhance DRM financing mechanisms in Palestine on a scale from 0 to 10, increasing government budget allocation is seen as highly important, peaking at a rating 10, indicating strong support for more government funding. Leveraging international aid and grants also shows significant peaks at ratings 9 and 10, reflecting its critical role in DRM financing. Encouraging private sector engagement peaks at ratings 8 and 9, suggesting it is viewed as a valuable but somewhat secondary strategy. Implementing innovative financing mechanisms shows notable peaks at ratings 6 and 8, highlighting the need for creative financial solutions. Strengthening financial planning and management is recognized as essential, with peaks at ratings 5 and 9, indicating a balanced view on its importance across various effectiveness levels.

Aspect Five: DRM Awareness and Community Engagement in Palestine

Question 14: How effective are current efforts to raise DRM awareness and community engagement in Palestine?

To answer this question, means, percentages and standard deviations were calculated to determine the effectiveness of current efforts to raise DRM awareness and community engagement in Palestine as in (Table B.9) (Appendix B). According to this table, it is clear that the total average of the effectiveness of current efforts to raise DRM awareness and community engagement in Palestine represents a low level with a mean of (2.12). The mean values of the individual statements range from (1.62) for "To what extent are DRR and resilience integrated into the social media outreach?" (low level) to (3.30) for "How effectively can communities provide feedback on DRM policies and practices?" (medium level).

The percentages reflect a concerningly low integration of DRR and resilience into key societal components in Palestine. With mean ratings of 37% for the education system, 42% for public awareness campaigns, and 32% for social media outreach, the data underscores the limited effectiveness of current efforts in these areas, as these figures fall well below the medium threshold of 60%. The overall average of 42% further emphasizes this low level of integration. However, the ability of communities to provide feedback on DRM policies and practices scores a medium percentage of 66%, suggesting some level of engagement and responsiveness, as it is close to the high threshold of 70%.

According to (Figure A.14) (Appendix A), current efforts to raise DRM awareness among the Palestinian population are largely perceived as ineffective or minimally effective, with very few respondents considering these efforts as moderately effective, effective, or highly effective. Additionally, community feedback mechanisms on DRM policies and practices are recognized as being available but not effective or broadly and systematically enabled, indicating some level of implementation but also a clear need to enhance their effectiveness to better influence policies and practices. Integrating DRR and resilience into various platforms, including the education system, public awareness campaigns, and social media outreach, is predominantly seen as minimally integrated, with a peak in responses indicating insufficient integration.

Question 15: What are the main barriers preventing effective community engagement and awareness about DRM in Palestine?

To answer this question, means, percentages, and standard deviations were calculated to determine the main barriers preventing effective community engagement and awareness about DRM in Palestine (Table B.10) (Appendix B). According to this table, it is clear that the total average of the main barriers preventing effective community engagement and awareness about DRM in Palestine represents a medium level with a mean of (6.31). The mean values of the individual statements range from (5.38) for "Cultural and linguistic differences that hinder effective communication of DRM concepts" (low level) to (7.13) for "Economic and social priorities that overshadow DRM concerns among communities" (high level).

A notable finding in this table is the high level of concern regarding economic and social priorities overshadowing DRM issues, with a mean of 71%, positioning it as a critical barrier to effective DRM. Conversely, the lack of accessible and relevant DRM information for diverse community groups (68%) and insufficient inclusion of community voices in planning processes (66%) are also recognized as significant challenges, falling within the medium range and very close to the high-level threshold. Cultural and linguistic differences (54%) and limited use of social media for awareness campaigns (56%) are rated lower, indicating less urgency but still highlighting areas for improvement.

According to (Figure A.15) (Appendix A), which displays the number of respondents rating key obstacles to the enhancement of DRM community engagement and awareness in Palestine on a scale from 0 to 10, the lack of accessible and relevant DRM information is seen as a significant barrier, peaking at rating 10, indicating that many respondents view this as a critical issue. Insufficient inclusion of community voices also shows notable peaks at ratings 8 and 9, reflecting significant concern among respondents. Cultural and linguistic differences present another significant barrier, with consistent concern across various ratings and a peak at a rating of 8. The limited use of social media is also recognized as a considerable barrier, peaking at a rating of 10, suggesting that more effective use of social media could enhance engagement and awareness. Economic and social priorities are also identified as critical barriers, peaking at a rating of 10, indicating that these priorities often overshadow DRM initiatives.

Question 16: How can community engagement and awareness in DRM be enhanced in Palestine?

To answer this question, means, percentages and standard deviations were calculated to determine the actions that can be taken to enhance the community engagement and awareness in DRM in Palestine (Table B.11) (Appendix B). According to this table, it is clear that the total average of the actions that can be taken to enhance community engagement and awareness in DRM in Palestine represents a high level with a mean of (6.97). The mean values of the individual statements range from (6.49) for "Creating Local DRM Champions: Identify and support local individuals or groups who can advocate for DRM and facilitate community engagement and awareness efforts" (medium level) to (7.28) for "Developing Targeted Communication Strategies: Tailor DRM awareness campaigns to address the linguistic and cultural diversity of communities in Palestine" (high level).

The highest-rated strategies include developing targeted communication strategies (73%) and involving communities in DRM planning (72%), both classified as high-priority actions. Additionally, conducting regular education and training sessions on DRM (71%) is emphasized as crucial for building community knowledge and resilience. While utilizing digital platforms for engagement (68%) and creating local DRM champions (65%) fall within the medium range, they still indicate significant areas for improvement, as they are close to the high-level threshold.

According to (Figure A.16) (Appendix A), which displays the number of respondents rating various actions to enhance DRM community engagement and awareness in Palestine on a scale from 0 to 10, developing targeted communication strategies is seen as highly effective, peaking at a rating of 10, indicating strong support for this approach. Involving communities in DRM planning also shows significant peaks at ratings 8 and 9, reflecting its perceived importance. Utilizing digital platforms for engagement is another highly rated strategy, peaking at a rating of 9 and displaying consistent support across higher ratings. Conducting regular DRM education and training is recognized as crucial, with notable peaks at ratings 8 and 10, emphasizing the need for continuous educational efforts. Creating local DRM champions is also seen as beneficial, with peaks at ratings 8 and 10, indicating that empowering local leaders can significantly enhance DRM engagement.

Aspect Six: General Assessment of DRMG

Question 17: What are the most critical priorities for action in achieving the goals and targets of the SFDRR?

To answer this question, means, percentages, and standard deviations were calculated to determine the most critical priorities for action in achieving the goals and targets of the SFDRR (Table B.12) (Appendix B). According to this table, it is clear that the total average of the most critical priorities for action in achieving the goals and targets of the SFDRR represents A high level with a mean of (7.52). The mean values of the individual statements range from (7.26) for "Investing in DRR for resilience" (high level) to (7.98) for "Understanding disaster risk" (high level).

Based on their percentages, all items rated as high priorities. Understanding disaster risk emerges as the most critical component. Strengthening DRG (74%) and investing in DRR for resilience (73%) are also deemed crucial.

According to (Figure 3.2), Understanding disaster risk (PFA 1) is viewed as highly important, peaking at a rating 10, indicating strong support for this priority. Strengthening risk governance (PFA 2) also shows significant peaks at ratings 8 and 9, reflecting its perceived importance in achieving SFDRR goals. Investing in DRR for resilience (PFA 3) is recognized as critical, with notable peaks at ratings 8 and 10, underscoring the need for sustained investment in resilience measures. Enhancing preparedness (PFA 4) displays consistent support across higher ratings, peaking at ratings 8 and 10, emphasizing the necessity of ongoing preparedness efforts.

Figure 3.2

Importance of SFDRR Priorities for Actions in Achieving SFDRR Goals and Targets

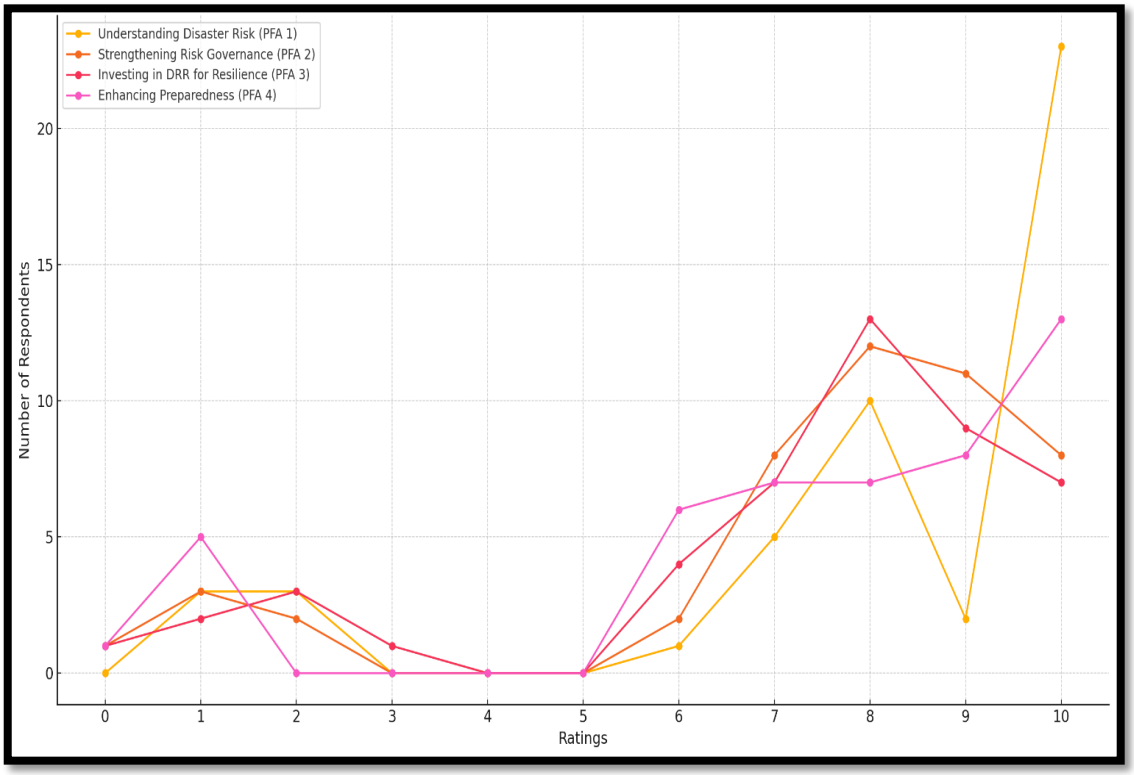

Question 18: what are the key elements critical to the effectiveness of DRMG?

To answer this question, means, percentages, and standard deviations were calculated to determine the key elements critical to the effectiveness of DRMG (Table B.13) (Appendix B). According to this table, it is clear that the total average of the key elements critical to the effectiveness of DRMG represents a high level of (7.42). The mean values of the individual statements range from (6.64) for "Public Awareness and Community Engagement" (medium level) to (7.91) for "Political Will" (high level).

Based on the percentages, all elements identified as high priorities except for one. Political will (79%) and the legal and policy framework (79%) are recognized as the most vital elements for effective DRM.

According to (Figure A.17) (Appendix A), Political will is seen as the most crucial element, peaking at a rating of 10, indicating strong support for its importance. The legal and policy framework also shows significant peaks at ratings 8 and 9, reflecting its critical role in effective DRM governance. The institutional framework and coordination are recognized as essential, with notable peaks at ratings 8 and 10,

highlighting the need for robust institutional structures. Financing mechanisms display consistent support across higher ratings, particularly peaking at ratings 9 and 10, emphasizing the importance of adequate and sustainable funding. Public awareness and community engagement are also viewed as vital, peaking at a rating of 10, indicating that involving the community and raising awareness is key to successful DRM efforts.

Question 19: What are the key obstacles currently affecting the overall enhancement of DRMG in Palestine?

To answer this question, means, percentages and standard deviations were calculated to determine the key obstacles currently affecting the overall enhancement of DRMG in Palestine (Table B.14) (Appendix B). According to this table, it is clear that the total average of the key obstacles currently affecting the overall enhancement of DRMG in Palestine represents a high level with a mean of (7.00). The mean values of the individual statements range from (6.32) for "Limited Public Awareness and Community Engagement" (medium level) to (7.55) for “Lack of political will" (high level).

The highest-rated challenge is the lack of political will (76%). Following closely, gaps in the legal and policy framework (73%). The insufficiency of financing mechanisms (71%) underscores a significant barrier too. Weaknesses in the institutional framework and coordination (68%) point to structural deficiencies that need addressing. Although limited public awareness and community engagement (63%) ranks lower, it remains a medium-level concern.

According to (Figure A.18) (Appendix A), which displays the number of respondents rating key obstacles to the overall enhancement of DRMG in Palestine on a scale from 0 to 10, the lack of political will is identified as a major challenge, peaking at a rating of 10, indicating strong recognition of its critical importance. Gaps in the legal and policy framework also show significant peaks at ratings 8 and 9, reflecting widespread concern about the adequacy of current laws and policies. Weaknesses in the institutional framework and coordination are highlighted as critical issues, with notable peaks at ratings 8 and 10 suggesting the need for more robust institutional structures. Insufficiency of financing mechanisms is another major challenge, consistently peaking at a rating of 9, indicating significant concern about the availability and sustainability of funding. Limited public awareness and community engagement are also seen as

substantial challenges, peaking at a rating of 10, underscoring the need for better community communication and involvement in DRM efforts.

Question 20: How can DRMG in Palestine be improved to better address the country's specific disaster risk challenges?

To answer this question, means, percentages, and standard deviations were calculated to determine the actions that can be taken to improve DRMG in Palestine and better address the country's specific disaster risk challenges (Table B.15) (Appendix B). According to this table, it is clear that the total average of the actions that can be taken to improve DRMG in Palestine to better address the country's specific disaster risk challenges represents a high level with a mean of (7.26). The mean values of the individual statements range from (6.36) for "Increase Public Awareness and Community Engagement" (medium level) to (7.68) for "Enhance Political Will for DRM" (high level).

The highest-rated priority is enhancing political will for DRM (77%). Close behind is addressing gaps in the legal and policy framework (75%). Strengthening the institutional framework and coordination (74%) and improving financing mechanisms (74%) are also rated as high priorities. Increasing public awareness and community engagement (64%) is considered a medium-level action, though it is close to the high-level threshold.

According to (Figure A.19) (Appendix A), enhancing political will for DRM is identified as the most urgent recommendation, peaking at a rating of 10, indicating strong support for this priority. Addressing legal and policy framework gaps also shows significant peaks at ratings 8 and 9, reflecting the critical need to improve existing laws and policies. Strengthening the institutional framework and coordination is another highly urgent recommendation, peaking at ratings 8 and 9, suggesting the necessity of robust institutional structures. Improving financing mechanisms supporting DRM efforts is recognized as essential, with consistent support across higher ratings, particularly peaking at ratings 9 and 10. Increasing public awareness and community engagement is also seen as crucial, peaking at a rating of 9, highlighting the importance of involving the community and raising awareness.

Question 21: To what extent do the attributes of responsiveness, accountability, transparency, efficiency, and inclusiveness manifest in DRM governance structures in developing countries?

To answer this question, means, percentages and standard deviations were calculated to determine the extent to which the attributes of responsiveness, accountability, transparency, efficiency, and inclusiveness manifest in DRM governance structures in developing countries as in (Table B.16) (Appendix B). According to this table, it is clear that the total average of the extent to which the attributes of responsiveness, accountability, transparency, efficiency, and inclusiveness manifest in DRM governance structures in developing countries represents a low level with a mean of (2.48). The mean values of the individual statements range from (2.32) for "To what extent do the attributes of inclusiveness manifest in DRM governance structures in developing countries?" "(low level) to (2.72) for "To what extent do the attributes of responsiveness manifest in DRM governance structures in developing countries?" (low level).

The results indicate that all attributes are perceived as low in their presence, with the highest being responsiveness (54%). This is followed by efficiency (51%), transparency (49%), accountability (47%), and inclusiveness (46%).

According to (Figure A.20) (Appendix A), the extent of attributes in DRM governance structures in developing countries varies significantly across several dimensions: responsiveness, accountability, transparency, efficiency, and inclusiveness. The data show that transparency and efficiency are perceived as the most prevalent attributes, with the highest peaks at rating 3 (occasionally). However, there is a consensus that these attributes are not fully realized, as indicated by lower ratings for moderate and high extents. Responsiveness is predominantly rated as "rarely" and "occasionally," indicating that DRM governance structures are somewhat responsive but have significant room for improvement. Accountability also shows a similar trend, with most respondents rating it as "occasionally" or "rarely," suggesting that mechanisms to hold entities accountable are in place but not consistently effective. Transparency is one of the stronger attributes, but still primarily rated as "occasionally," highlighting the need for greater openness and clarity in governance processes. Efficiency is recognized as an important attribute but is mostly rated as "occasionally" and "rarely," indicating that processes and resource use are not optimal. Lastly, inclusiveness is seen as one of the

weaker attributes, with most respondents rating it as "rarely" or "occasionally," pointing to the need for more inclusive practices in DRM governance.

Question 22: To what extent are international DRM practices effectively adapted and implemented in the Palestinian context?

To answer this question, means, percentages, and standard deviations were calculated to determine the extent to which international DRM practices are effectively adapted and implemented in the Palestinian context (Table B.17) (Appendix B). According to this table, it is clear that the total average of the extent to which international DRM practices are effectively adapted and implemented in the Palestinian context represents a low level with a mean of (2.52).

According to (Figure A.21) (Appendix A), the extent of adaptation and implementation of international DRM practices in Palestine is primarily rated as minimal. Most respondents rated the adaptation and implementation as "Minimally" (rating 2), indicating that international DRM practices are not fully integrated into the local context. A significant number of respondents also rated the implementation as "Not" (rating 1) and "Partially" (rating 3), further highlighting the limited extent to which these practices have been adopted. Very few respondents considered the implementation to be "Mostly" (rating 4) or "Fully" (rating 5) adapted. These insights suggest that while there is some level of adaptation of international DRM practices in Palestine, it remains insufficient, indicating a need for greater efforts to integrate these practices more comprehensively to enhance DRM effectiveness.

3.3 Testing hypothesis

Before testing the hypothesis, the researcher tested the assumption of normality to determine which testing hypothesis was needed (parametric or non-parametric). To check for normality, the Kolmogorov-Smirnov test was used. (Table B.18) (Appendix B) shows the result.

The assumption shows that the data is normally distributed, indicated by the significance value of 0.169 > 0.05. We accept the assumption, which means that we will use parametric tests to test the following hypothesis:

Null Hypothesis 1: There is no relationship between enhanced political commitment to DRR with better integration of DRR and resilience strategies in the national policies of Palestine.

Alternative Hypothesis 1: Enhanced political commitment to DRR will lead to better integration of DRR and resilience strategies in the national policies of Palestine.

To test this hypothesis, the Pearson correlation coefficient was used to test the significant relationship between enhanced political commitment to DRR and the integration of DRR and resilience strategies in the national policies of Palestine. (Table B.19) (Appendix B) shows the result. Based on the results from this table, with a p-value of 0.00 (< 0.05), we accept Hypothesis 1. This means that enhanced political commitment to DRR will lead to better integration of DRR and resilience strategies in the national policies of Palestine, with a Pearson correlation coefficient of (0.618), which is positive and significant.

Null Hypothesis 2: There is no relationship between strengthening the DRM legal framework in Palestine with reducing disaster risks and enhancing management capabilities.

Alternative Hypothesis 2: Strengthening the DRM legal framework in Palestine will significantly reduce disaster risks and enhance management capabilities.

To test this hypothesis, the Pearson correlation coefficient was used to assess the significant relationship between the DRM legal framework in Palestine, disaster risk reduction, and enhanced management capabilities. (Table B.20) (Appendix B) shows the result. Based on the results from this table, with a p-value of 0.00 (< 0.05), we accept hypothesis 2. This means that strengthening the DRM legal framework in Palestine will significantly reduce disaster risks and enhance management capabilities, with a Pearson correlation coefficient of -0.85, which is negative and significant.

Null Hypothesis 3: There is no relationship between Effective coordination and a robust institutional framework with improving DRM outcomes in Palestine.

Alternative Hypothesis 3: Effective coordination and a robust institutional framework significantly improve DRM outcomes in Palestine.

To test this hypothesis, the Pearson correlation coefficient was used to assess the significant relationship between effective coordination, a robust institutional

framework, and DRM outcomes in Palestine. **(Table B.21)** (Appendix B) shows the result. Based on the results from this table, with a p-value of 0.00 (< 0.05), we accept Hypothesis 3. This means that effective coordination and a robust institutional framework significantly improve DRM outcomes in Palestine, with a Pearson correlation coefficient of (0.715), which is positive and significant.

Null Hypothesis 4: There is no relationship between Diversified and stable financing mechanisms with increasing the sustainability of DRM efforts in Palestine.

Alternative Hypothesis 4: Diversified and stable financing mechanisms increase the sustainability of DRM efforts in Palestine.

To test this hypothesis, the Pearson correlation coefficient was used to assess the significant relationship between diversified and stable financing mechanisms and the sustainability of DRM efforts in Palestine. (Table B.22) (Appendix B) shows the result. Based on the results from this table, with a p-value of 0.00 (< 0.05), we accept Hypothesis 4. This means that diversified and stable financing mechanisms increase the sustainability of DRM efforts in Palestine, with a Pearson correlation coefficient of (0.877), which is positive and significant.

Null Hypothesis 5: There is no relationship between increased public awareness and community engagement in DRM with more resilient communities in Palestine.

Alternative Hypothesis 5: Increased public awareness and community engagement in DRM lead to more resilient communities in Palestine.

To test this hypothesis, the Pearson correlation coefficient was used to assess the significant relationship between increased public awareness and community engagement in DRM and the resilience of communities in Palestine. (Table B.23) (Appendix B) shows the result. Based on the results from this table, with a p value of 0.00 (< 0.05), we accept hypothesis 5. This means that increased public awareness and community engagement in DRM lead to more resilient communities in Palestine, with a Pearson correlation coefficient of (0.919), which is positive and significant.

Null Hypothesis 6: There is no relationship between Global and regional DRM challenges with decreasing the efficiency of enhancing DRMG in Palestine.

Alternative Hypothesis 6: Global and regional DRM challenges decrease the efficiency of enhancing DRMG in Palestine.

To test this hypothesis, the Pearson correlation coefficient was used to assess the significant relationship between Global and regional DRM challenges and the efficiency of enhancing DRM governance in Palestine. (Table B.24) (Appendix B) shows the result. Based on the results from this table, with a p-value of 0.01 (< 0.05), we accept hypothesis 6. This means that global and regional DRM challenges decrease the efficiency of enhancing DRM governance in Palestine, with a Pearson correlation coefficient of (-0.366), which is negative and significant.

According to (Figure A.22) (Appendix A), the extent of the impact of global and regional DRM challenges on Palestine is perceived as significant by the majority of respondents. Most respondents rated the impact as "High" (rating 4), indicating a substantial influence of these challenges on the local DRM context. Additionally, a notable number of respondents rated the impact as "Very High" (rating 5), further emphasizing the considerable effect of global and regional DRM issues on Palestine. Lower ratings, such as "Moderate Impact" (rating 3), "Low Impact" (rating 2), and "Very Low Impact" (rating 1), were less common, indicating that the overall perception is that global and regional DRM challenges have a high to very high impact on Palestine.

As we conclude Chapter Three, which has analyzed the socio-demographic characteristics, provided comprehensive descriptive statistics, and tested various hypotheses concerning DRMG in Palestine, Chapter Four will discuss these results. It will interpret their significance in the broader context of DRMG in Palestine and globally, exploring how these findings relate to existing literature and their potential influence on future strategies and frameworks. By bridging theoretical insights with empirical data, Chapter Four aims to forge a pathway toward actionable recommendations that address the nuanced challenges highlighted throughout this study.

Chapter Four

Discussion of Study Results

This chapter is divided into three parts: the first focuses on study discussing the study's results and conclusions, the second on the study's recommendations, and the third on the study's limitations.

4.1 The discussion of results and conclusions of the study

- **Socio-Demographic**

The respondent demographic predominantly consists of managers, representing 47% of the respondents. Additionally, 90% of the respondents are from the government sector, 40% have over ten years of experience in DRM, 72% are over 40 years old, 55% are male, and 45% are female. A high level of educational qualifications is also evident, with 62% holding postgraduate degrees (Table 3.1). These statistics indicate a mature perspective on the systemic issues within DRMG in Palestine, likely contributing to the depth of experience and insight into various aspects of DRMG. The balanced gender distribution ensures a diversity of the viewpoints collected. This knowledgeable base likely enhances the reliability of the responses concerning DRMG challenges. Such a demographic profile, including experienced and well-educated individuals primarily from the government sector, is crucial for implementing effective DRM strategies that require understanding governance and policy implications, as referenced in the literature.

- **Political Will**

The findings under this aspect reveal a notably low level of political commitment to DRR in Palestine, with mean scores around 2.11. Specifically, respondents rated the political commitment at 2.09 and the integration of DRR and resilience into the country's political agenda at 2.13 (Table 3.2). These results reflect a general lack of commitment and priority to DRR within the political framework, an issue critical in shaping effective DRMG.

Moreover, respondents identified several medium-level obstacles to integrating DRR into the political agenda, including political instability and ongoing conflict (mean 6.94), economic constraints (mean 6.66), and lack of awareness among policymakers

(mean 6.55) (Table 3.3). These factors collectively contribute to the tepid political commitment to DRR, underlining the challenges in fostering a conducive political environment for DRM. To enhance political commitment, high-level actions were recommended, such as strengthening advocacy (mean 7.19), incorporating DRR into national development planning (mean 7.47), and establishing a dedicated DRR agency (mean 7.34) (Table 3.4). These measures suggest a proactive approach to building political will, essential for effectively integrating DRR strategies into governance frameworks.

Furthermore, the testing of this hypothesis confirmed a significant positive Pearson correlation coefficient of 0.618 (Table B.19), validating the premise that increased political will is crucial for the effective integration of DRR strategies into national policies. This underscores the foundational role that political commitment plays in shaping robust DRMG.

The insights from these responses align with the discussions in Chapter 1, which emphasized the critical role of political will in establishing and maintaining effective DRM systems. The literature suggests that without a strong political commitment, efforts in DRR are often piecemeal and unsustainable. The findings reinforce this perspective, highlighting a clear need for enhanced political engagement and strategic actions to improve the overall resilience and disaster preparedness of Palestine.

- **Legal and Policy Frameworks**

Responses under this aspect reveal critical weaknesses within the DRM legal framework in Palestine, with a mean score of 2.17 (Table 3.5), indicating an overall low effectiveness. Specific issues cited include inadequate clarity in roles and responsibilities, poor budgeting for DRR, lack of comprehensive risk assessment guidelines, and insufficient legal provisions for early warning systems and public engagement in DRR activities. This highlights a fundamental disconnection between existing policies and the practical necessities of effective DRM.

Moreover, participants identified several obstacles hindering the enhancement of the DRM legal framework, rated at a medium level overall (mean 6.40). These include insufficient legal clarity and coherence (mean 6.70), lack of enforcement mechanisms (mean 7.00), and limited stakeholder engagement in the policy development process

(mean 6.40) (Table 3.6). These barriers contribute to the fragmented and often ineffective legal environment for DRM in Palestine. The proposed actions to improve the DRM legal framework are rated highly by respondents, with an average score of 7.20. Recommended actions include revising and consolidating DRM legislation (mean 7.40), strengthening legal enforcement mechanisms (mean 7.70), and enhancing stakeholder participation (mean 6.98) (Table 3.7). These steps are deemed crucial for developing a more robust, coherent, and enforceable DRM legal framework in Palestine.

Furthermore, testing this hypothesis using the Pearson correlation coefficient yielded a strong negative correlation of -0.850 (Table B.20), confirming that a stronger DRM legal framework is significantly associated with reduced disaster risks and improved management capabilities. This result underscores the critical importance of legal and policy reforms in achieving effective DRM in Palestine.

These insights align with the discussions in Chapter 1, which highlighted the essential role of a sound legal framework in underpinning effective DRM. Research indicates that without robust laws and policies that are clearly defined, enforceable, and inclusive, efforts in DRM are often undermined. The findings reinforce this perspective by demonstrating a clear need for an enhanced legal framework that an enhanced legal framework that is capable of supporting comprehensive DRM strategies in Palestine. This includes not only the creation of laws but also ensuring their applicability and alignment with international standards to foster a systemic improvement in DRM capabilities.

- **Institutional framework and coordination Mechanisms**

The overall effectiveness of the DRM institutional framework and coordination mechanisms in Palestine is rated as low, with a mean score of 2.14. Specific areas of concern include the effectiveness of the NSCDRM, the NTT, and the NDRMC, all of which received low ratings (mean scores between 1.77 and 2.53) (Table B.2). This indicates significant challenges in ensuring an effective DRM institutional framework and coordination mechanisms among various DRM stakeholders in Palestine.

Moreover, participants identified several high-level obstacles that hinder the enhancement of the DRM institutional framework and coordination mechanisms in

Palestine, with an overall mean score of 6.88. Major issues include fragmented institutional responsibilities and unclear roles among DRM agencies (mean 7.19), lack of standardized protocols for inter-agency communication (mean 6.98), and inadequate resources and capacity within institutions tasked with DRM (mean 7.26) (Table B.3). These obstacles contribute to the poor performance and effectiveness of the DRM institutional structure coordination mechanisms in Palestine. Respondents recommend several high-priority actions to enhance the DRM institutional framework and coordination mechanisms, with an overall mean score of 7.32. These include clarifying and streamlining institutional roles (mean 7.32), establishing standardized coordination protocols (mean 7.13) (Table B.4), and strengthening institutional capacity (mean 6.96). These actions are perceived as critical for reducing overlap, ensuring efficient responses, and enhancing operational effectiveness across DRM institutions. These steps are deemed essential for fostering a more integrated and effectively coordinated DRM environment in Palestine.

Furthermore, the testing of Hypothesis 3 confirmed a significant positive Pearson correlation coefficient of 0.715 (Table B.21), indicating that effective coordination and a robust institutional framework are crucial for improving DRM outcomes in Palestine. This result underscores the need for systematic reforms to strengthen institutional framework and coordination mechanisms.

These insights align with discussions in Chapter 1, which highlighted the essential role of effective institutional frameworks and coordination mechanisms in DRMG. The literature consistently emphasizes that robust institutional arrangements facilitate better disaster preparedness and response, ultimately leading to improved DRM outcomes. The findings reinforce this perspective by demonstrating the urgent need for enhanced coordination and institutional capacity building to address the systemic challenges of DRMG in Palestine.

- **Financing Mechanisms**

Responses indicate that the primary financing mechanisms are rated moderately effective, with an overall mean score of 5.60. National budget allocations and international aid are perceived as somewhat important (mean scores of 6.21 and 6.79, respectively), suggesting reliance on these sources. In contrast, community funds,

private sector investments, and insurance mechanisms received lower ratings (mean scores of 4.21, 5.21, and 5.55, respectively) (Table B.5), indicating limited effectiveness and suitability in the current DRM framework. The effectiveness and suitability of the existing financing mechanisms are rated very low, with an overall average of 1.88. This shows significant gaps in the financing mechanisms for DRM in Palestine, with the highest score being for international aid at 2.45 (Table B.6), pointing to a reliance on external funding sources that may not be sustainable.

Significant obstacles to enhancing DRM financing include limited availability of dedicated funding (mean 7.06) and over-reliance on unpredictable international aid (mean 6.98). Insufficient budget allocation by the government (mean 7.47) (Table B.7) was highlighted as a major issue, reflecting the need for a more robust and predictable financing mechanism for DRM. To enhance DRM financing, respondents advocate for increasing government budget allocations (mean 7.89), leveraging international aid more effectively (mean 7.87), and encouraging private sector engagement through incentives (mean 7.23) (Table B.8). These actions are perceived as highly important for establishing a more stable and diversified funding base for DRM efforts.

Furthermore, the testing of Hypothesis 4 confirmed a significant positive Pearson correlation coefficient of 0.877 (Table B.22), indicating that diversified and stable financing mechanisms are critical to the sustainability of DRM efforts, underscoring the need for Palestine to develop a broader, more reliable financial foundation for DRM activities.

The insights from these responses align with the literature discussed in Chapter 1, which underscores the importance of stable and diversified financing for effective DRM. Research highlights that a lack of sufficient and predictable funding is a common barrier to implementing sustainable DRM strategies, and effective financial mechanisms are essential for building resilience. The findings reinforce the need for financial reforms catering to the unique challenges Palestine faces in the realm of DRM.

- **Public awareness and community engagement**

The effectiveness of current DRM awareness and community engagement efforts in Palestine is rated as low, with an overall mean score of 2.12. Specific ratings include low effectiveness in integrating DRR and resilience into education (mean 1.83) and

public awareness campaigns (mean 2.11). The effectiveness of social media outreach is notably low (mean 1.62) (Table B.9), pointing to significant gaps in utilizing modern platforms to effectively reach and engage the public.

Moreover, respondents identified several barriers to effective community engagement and awareness, with an overall mean score of 6.31. Key issues include lack of accessible and relevant DRM information for diverse community groups (mean 6.83) and insufficient inclusion of community voices in DRM planning and decision-making processes (mean 6.62). Cultural and linguistic differences that hinder effective communication received a lower score (mean 5.38) (Table B.10), indicating that while significant, less of an obstacle than others. To enhance community engagement and awareness, the proposed actions received an overall high rating (mean 6.97). Recommended actions include developing targeted communication strategies to address the linguistic and cultural diversity of communities in Palestine (mean 7.28), involving communities in DRM planning (mean 7.15), and utilizing digital platforms for engagement (mean 6.81) (Table B.11). These steps are seen as crucial for improving the effectiveness of DRM awareness and participation among the community.

Furthermore, testing of Hypothesis 5 confirmed a very strong positive Pearson correlation coefficient of 0.919 (Table B.23), indicating that increased public awareness and community engagement significantly contribute to the resilience of communities in Palestine. This result underscores the critical importance of - Public awareness and community engagement in enhancing DRM outcomes.

These findings are consistent with discussions in Chapter 1, which highlighted the essential role of public awareness and community engagement in successful DRM. The literature emphasizes that informed and engaged communities are better prepared to manage and mitigate disasters effectively. The findings reinforce this perspective, demonstrating a clear need for more strategic and inclusive approaches to raising DRM awareness and involving communities in the DRM processes to build more resilient communities in Palestine.

- **General assessment of DRM governance**

The priorities for achieving the goals of the SFDRR are rated highly by respondents, with an overall mean score of 7.52. The top priorities include understanding disaster risk (mean 7.98) and strengthening DRG to manage disaster risk (mean 7.38) (Table B.12). This highlights the urgency of aligning national DRM strategies with SFDRR to enhance sustainable DRM towards resilience and underscores how "understanding disaster risk" is especially critical for achieving the other PFAs. The fulfillment of one priority cannot be achieved in isolation from the others. Strengthening DRRG follows a comprehensive understanding of disaster risk.

Critical elements for effective DRMG in Palestine include political will (mean 7.91), legal and policy framework (mean 7.85), and institutional framework and coordination arrangements (mean 7.38) (Table B.13), all rated highly. These elements are essential for creating a robust DRMG system that can effectively respond to and manage disasters.

Significant obstacles to enhancing DRMG in Palestine include lack of political will (mean 7.55), gaps in the legal and policy framework (mean 7.32), and weaknesses in institutional framework and coordination (mean 6.77) (Table B.14). These challenges impede the development of a cohesive and effective DRM system in Palestine. To develop a more responsive and capable DRM system, respondents suggest enhancing political will (mean 7.68), addressing gaps in the legal and policy framework (mean 7.47), and strengthening institutional framework and coordination (mean 7.43) (Table B.15).

The attributes of responsiveness, accountability, transparency, efficiency, and inclusiveness are generally perceived to manifest at low levels in DRM governance structures in developing countries, with an overall mean of 2.48 (Table B.16). This suggests that these countries, including Palestine, struggle with implementing these key governance attributes effectively.

The adaptation and implementation of international DRM practices in Palestine are rated low (mean 2.52) (Table B.17), indicating challenges in aligning local DRM strategies with international standards and practices.

Additionally, the testing of Hypothesis 6 confirmed a negative Pearson correlation coefficient of -0.366 (Table B.24), demonstrating that global and regional challenges significantly impede the efficiency of enhancing DRM governance in Palestine. This highlights the impact of external pressures and constraints on national DRM efforts.

These insights corroborate discussions in Chapter 1, which emphasized the need to align national DRM strategies with global standards, enhance governance structures, and overcome systemic barriers to improve disaster resilience. The literature underscores that a well-structured DRMG system, incorporating key elements such as political will, legal frameworks, and effective institutional coordination, is fundamental to managing and mitigating disasters effectively. The findings reinforce the importance of these elements and the necessity of addressing the identified challenges to strengthen DRM governance in Palestine.

4.2 Study's recommendations

This study presents several actionable recommendations aimed at enhancing DRMG in Palestine. These recommendations are intended to address the identified gaps and leverage the opportunities within the existing frameworks to strengthen good DRMG towards resilience, considering SFDRR, the SD Agenda, and the Paris Agreement.

1. Strengthening Political Commitment:

- Enhance political awareness and commitment to DRR through targeted advocacy campaigns and awareness programs for policymakers.
- Enhance a dedicated national agency responsible for DRR initiatives, such as the NDRMC, to ensure leadership, accountability, and a focused approach to DRM.
- Integrate DRR strategies into broader national development plans and policies to ensure comprehensive disaster preparedness.

2. Legal and Policy Framework reforms:

- Conduct a legislative review and develop a comprehensive DRM law to clarify and align mandates and responsibilities across levels of government, complemented by a national DRM strategy.
- Strengthen land use and urban planning policies to support disaster resilience.

- Develop and implement robust enforcement mechanisms for DRM policies, including clear guidelines and penalties for non-compliance.
- Enhance stakeholder participation by engaging all relevant parties in developing and reviewing DRM policies.
- Revise DRM legislation to consolidate existing laws related to disaster management, ensuring clarity, coherence, and alignment with international standards.

3. Institutional Framework and Coordination enhancement:

- Enhance coordination mechanisms across various levels of government and institutions involved in DRM to improve effectiveness.
- Clarify and streamline the roles and responsibilities of all DRM stakeholders to reduce overlap and enhance cooperation.
- Develop and implement standardized protocols for inter-agency communication to improve disaster response and management efficiency.
- Strengthen institutional capacity through targeted training to enhance operational effectiveness.
- Integrate disaster and climate risk management into national and local planning processes across key agriculture, health, education, and infrastructure sectors.

4. Financial Mechanisms for DRM enhancement:

- Advocate for a higher percentage of the national budget to be allocated specifically for DRM activities.
- Develop strategies to leverage international aid effectively and ensure stable funding streams.
- Innovate financing mechanisms, such as catastrophe bonds and public-private partnerships, to enhance the financial resilience of DRM systems.
- Ensure sufficient and predictable emergency preparedness and response funding across all relevant sectors.

5. Community Engagement and Public Awareness enhancement:

- Implement comprehensive community engagement programs including education, training, and awareness campaigns for all community segments.

- Establish mechanisms for meaningful community participation in DRM decision-making and planning processes to enhance local resilience.
- Utilize digital platforms and modern communication tools to improve public participation and ensure that DRM information is accessible and relevant to all community segments.
- Provide communities with access to risk information and early warning systems.

6. Capacity Building and Training:

- Invest in regular training and capacity-building programs for DRM professionals to ensure they are equipped with the latest knowledge and skills.
- Promote research and development in DRM by supporting academic institutions and organizations involved in cutting-edge research.
- Increase institutions' and communities' technical and operational capacities to effectively implement risk reduction measures.

7. Monitoring and Evaluation:

- Establish robust monitoring and evaluation mechanisms to regularly assess the effectiveness of DRM policies and practices.
- Utilize insights from monitoring to make informed adjustments to strategies and policies, ensuring continuous improvement in DRM practices.

8. Risk Information Management:

- Establish an integrated disaster and climate risk information management system to centralize hazard, exposure, and vulnerability data. This system should facilitate data sharing and be accessible to decision-makers and the public.
- Implement an open-source disaster risk information platform to enhance data accessibility and use in planning and budgeting.

9. Enhancing DRM at a Local Level

- Enhance the capacities of local government units to manage disaster risks through targeted training, resource allocation, and the establishment of local DRM committees.

- Promote community-based DRM initiatives that actively involve local populations in disaster preparedness, response, and recovery efforts. This can include public education campaigns, community drills, and the establishment of local emergency response teams.
- Develop financial mechanisms to ensure adequate funding for local DRM activities. This can include setting up local disaster funds, incentivizing private sector participation, and securing international aid focused on local-level interventions.

10. Further Studies

- Conduct in-depth studies on integrating conflict resolution mechanisms within DRM frameworks. This includes understanding how ongoing political conflicts and military occupations affect disaster preparedness and response.
- Conduct in-depth studies on the impacts of climate change on Palestine's natural hazards and develop tailored adaptation strategies. This study should include projections of future climate scenarios and their potential impacts on different regions within Palestine.

4.3 Study's Limitations

This study has potential limitations. The sample size of 47 respondents, predominantly from the government sector (90%), may not fully represent the diverse perspectives of all stakeholders involved in DRMG, thereby limiting the generalizability of the findings. While effective for targeting informed opinions, might introduce biases by focusing on a specific subset of knowledgeable individuals, potentially overlooking other valuable perspectives. Additionally, the primary use of a structured questionnaire distributed online could exclude participants without internet access or those uncomfortable with digital tools, and it may limit responses to predefined options without capturing nuanced insights that qualitative methods might provide. The study's reliance on descriptive statistics and Pearson correlation coefficients helps identify trends but does not establish causality, and the validity of these statistical analyses heavily depends on the quality and distribution of the data collected. Given the focus on Palestine, the findings might not be applicable to other regions with different contextual challenges, thus limiting the external validity of the research.

List of Abbreviations

Abbreviation	Definition
COVID-19	Coronavirus Disease of 2019
CI	Critical Infrastructure
DRG	Disaster Risk Governance
DRM	Disaster Risk Management
DRMG	Disaster Risk Management Governance
DRR	Disaster Risk Reduction
DRRG	Disaster Risk Reduction Governance
EM-DAT	Emergency Event Database
EU	European Union
GDP	Gross Domestic Product
HFA	Hyogo Framework for Action
IDNDR	International Decade for Natural Disaster Reduction
LLDCs	Landlocked Developing Countries
LDCs	Least Developed Countries
LGUs	Local Government Units
MCR	Making Cities Resilient
MDGs	Millennium Development Goals
NDMOs	National Disaster Management Organization
NDRMC	National Disaster Risk Management Center
NDRMP	National DRM Platform
NTT	National Technical Team
NGOs	Non-Governmental Organizations
OPT	Occupied Palestinian Territory
PA	Palestinian Authority
PFA	Priority for Action
SFDRR	Sendai Framework for Disaster Risk Reduction
SIDS	Small Island Developing States
SDGs	Sustainable Development Goals
TCIP	Turkish Catastrophe Insurance Program
UNISDR	United Nations International Strategy for Disaster Risk Reduction
UNFCCC	UN Framework Convention on Climate Change
UNDRR	United Nations Office for Disaster Risk Reduction
UNDP	United Nations Development Program
UDRRG	Upward Disaster Risk Reduction Governance
UNGA	United Nations General Assembly
WC	World Conference
WB	West Bank

References

Aghajanian, A. F. (2023, June 14). *The intersection of economic conditions, trauma and mental health in the West Bank and Gaza*. Retrieved from World Bank Blogs: https://blogs.worldbank.org/en/arabvoices/intersection-economic-conditions-trauma-and-mental-health-west-bank-and-gaza

Britannica, T. E. (2022, Jan 10). *Kōbe earthquake of 1995 | Japan, Response, Casualties & Aftermath*. Retrieved 11 16, 2022, from Encyclopedia Britannica: https://www.britannica.com/event/Kobe-earthquake-of-1995

Cali, M., Eddin, N., & Niksic, N. (2014). *Area C and the Future of the Palestinian Econmy.* West Bank and Gaza,: World Bank Group. Retrieved from https://documents.worldbank.org/en/publication/documents-reports/documentdetail/257131468140639464/area-c-and-the-future-of-the-palestinian-economy

Coppola, D. P. (2015). *Introduction to International Disaster Management, 3rd eds.* United Kingdom: Butterworth-Heinemann. Retrieved from https://www.sciencedirect.com/book/9780128014776/introduction-to-international-disaster-management#book-description

Dabbeek, J. A. (2010, 12). An Assessment on Disaster Risk Reduction in the Occupied Palestinian Territory. *An Najah National University, 24*. doi:10.35552/anujr.a.24.1.226

DesInventar - profile. (2024). Retrieved from UNDRR DesInventar Sendai: https://www.desinventar.net/DesInventar/country_profile.jsp?countrycode=pse&lang=EN

Dickson, E., Baker, J. L., Hoornweg, D., & Tiwari, A. (2012). *Urban Risk Assessments: Understanding Disaster and Climate Risk in Cities* (Vols. World Bank Publications - Books). Washington: The World Bank Group. doi:12356

Do O Pinto Alho, A. M. (2018, 03 08). Disaster Damages and Loss Data for Policy: Pre- and Post-event damage assessment and collection of Data for Evidence-based policies. *JRC Publications Repository*. doi:10.2760/840421

Eberle, C. (2022). *Technical Report: Haiti earthquake.* Bonn: United Nations University - Institute for Environment and Human Security (UNU-EHS). doi:United Nations University - Institute for Environment and Human Security (UNU-EHS)

Erekat, D. a. (2013). *Rapid Damage, Loss and Needs Assessment of Winter Storm Alexa: A Report by Palestinian Authority.* Washington, DC: World Bank. Retrieved 11 30, 2022, from https://openknowledge.worldbank.org/entities/publication/6b1c0b78-4fa6-526a-baf8-d6c8e1a41e28

Fesen, Z. (2021). *The Impact of COVID-19 on Poverty in the Palestinian Territories*. Retrieved from The Porgen Project: https://borgenproject.org/the-impact-of-covid-19-on-poverty-in-the-palestinian-territories/

Furedi, F. (2007, 09 10). The changing meaning of disaster. *Area*, *39*(4), 482 -489. doi:10.1111/j.1475-4762.2007.00764.x

Gencer, E. A. (2017). *Local Government Powers for Disaster Risk Reduction: A study on Local-level Authority and Capacity for Resilience.* Geneva. Retrieved from https://www.undrr.org/publication/local-government-powers-disaster-risk-reduction-study-local-level-authority-and

GFDRR. (2011, January). *Turkish Catastrophe Insurance Pool.* World Bank Group. doi:94750

Grindle, M. S. (2004, 10). Good Enough Governance: Poverty Reduction and Reform in Developing Countries. *Governance: An International Journal of Policy, Administration, and Institutions, 17*, 525- 548. doi:10.1111/j.0952-1895.2004.00256.x

IFRC. (2022). *Palestine: Extreme Weather Conditions - Emergency Plan of Action (EPoA).* Occupied Palestinian territories: The International Federation of Red Cross and Red Crescent Societies (IFRC). doi:MDRPS013

Integrating resilience in local governance - West Bank and Gaza. (2024). Retrieved from GEM Foundation: home. https://map-irlg.najah.edu/portal/home/

International Monetary Fund. (2009). *Global Monitoring report; A development Emergency.* USA: International Monetary Fund. doi:10.5089/9780821378595.083

Jalal, N. &.-K. (2008). Site Effect and Expected Seismic Performance of Buildings in Palestine Case Study: Nablus City. *AIP Conference Proceedings, 1020.* Palestine. doi:10.1063/1.2963829

Jalal, N., & El-Kelani, R. (2008, 08). Rapid assessment of seismic vulnerability in Palestinian refugee camps. *Journal of Applied Sciences,, 8*. doi:10.3923/jas.2008.1371.1382

List of earthquakes in the Levant. (2024). Retrieved from Wikipedia: https://en.wikipedia.org/wiki/List_of_earthquakes_in_the_Levant

MAPS - Palestine - Area C.. (n.d.). Retrieved from PASSIA: http://www.passia.org/maps/view/75

Mead, L. (2022). *Disaster Risk Reduction in Unstable World.* International Institute for Sustainable Development. Retrieved from International Institute for Sustainable Development: https://www.iisd.org/articles/disaster-risk-reduction

Melhem, A. (2019). *West Bank dash cams aim to cut accidents improve driving.* Retrieved from https://www.al-monitor.com/pulse/originals/2019/06/palestinian-traffic-accidents-road-safety-vehicles-cameras.html

Ministry of Health. (2024). *The daily report on the effects of the Israeli aggression in Palestine from October 7, 2023, to September 17, 2024.* Retrieved from Ministry Of Health-Palestine: https://site.moh.ps/index/ArticleView/ArticleId/7021/Language/ar#tab

Murray, N. (2017). *Urban disaster risk governance: A systematic review.* UCL Institute of Education,, Social Science Research Unit. EPPI-Centre. Retrieved from https://eppi.ioe.ac.uk/CMS/Portals/0/PDF%20reviews%20and%20summaries/Urban%20disaster%20risk%202017%20Murray%20report.pdf

Nations, T. S. (1994). Yokohama Strategy and Plan of Action for a Safer World: Guidelines for Natural disaster prevention, preparedness, and mitigation. *World Conference on Natural Disaster Reduction.* Yokohama, Japan. Retrieved 11 16, 2022, from https://www.preventionweb.net/files/8241_doc6841contenido1.

NDRMC& UPDRRC. (2023). *Resilience Guidelines for Critical Infrastructre.* Palestine: NDRMC.

Niekerk, D. (2006, 01). Disaster Risk Reduction, Disaster Risk Management and Disaster Management: Academic Rhetoric or Practical Reality? *Disaster Management: Southern Africa*. Retrieved from https://www.researchgate.net/publication/264863987_Disaster_Risk_Reduction_Disaster_Risk_Management_and_Disaster_Management_Academic_Rhetoric_or_Practical_Reality

OCHA, U. (2017). *Emergency Response Preparedness and Disaster Risk Management.* Retrieved from https://www.ochaopt.org/content/emergency-response-preparedness-erp-and-disaster-risk-management-drm

OCHA. (2024). *Reported Impact Since 7 OCTOBER 2023*. Retrieved from United Nations Office for the Coordination of Humanitarian Affairs - occupied Palestinian territory: https://www.ochaopt.org/

Oluwatayo. (2012). Validity and Reliability Issues in Educational Research 2. *Journal of Educational and Social Research*, 391-400.

Palestine average precipitation. (n.d.). Retrieved from TRADING ECONOMICS: https://tradingeconomics.com/palestine/precipitation

Palestine climate zone, weather by month and historical data. (n.d.). Retrieved from Weather and Climate: https://weatherandclimate.com/palestine

PCBS. (2010). *The Palestinian environment to where?* Retrieved from https://www.pcbs.gov.ps/Portals/_pcbs/PressRelease/Envirm-DayE.pdf

Pelling, M., & Holloway, A. (2006). *Legislation for Mainstreaming Disaster Risk Reduction.* Retrieved from https://www.researchgate.net/publication/305992622_Legislation_for_mainstreaming_disaster_risk_reduction

PreventionWeb. (2021, 01 11). *ASEAN Agreement on disaster management and emergency response (AADMER) work programme 2021-2025*. Retrieved from PreventionWeb: https://www.preventionweb.net/publication/asean-agreement-disaster-management-and-emergency-response-aadmer-work-programme-2021

Program, U. G. (2018). *Perspectives on Transitions to sustanability.* Luxembourg. Retrieved 09 03, 2023, from https://www.eea.europa.eu/publications/perspectives-on-transitions-to-sustainability/file

Rafferty, J. P. (2024). Japan earthquake and tsunami of 2011. Retrieved 2024, from https://www.britannica.com/event/Japan-earthquake-and-tsunami-of-2011

Reid, K. (2019, December 26). 2004 Indian Ocean earthquake and tsunami. Retrieved from https://www.worldvision.org/disaster-relief-news-stories/2004-indian-ocean-earthquake-tsunami-facts#death-toll

ReliefWeb. (2021). *Access to Flooding Mitigation and Prevention Measures in Light of Climate Change impact in Gaza.* Retrieved from https://reliefweb.int/report/occupied-palestinian-territory/access-flooding-mitigation-and-prevention-measures-light

Renn, O. (2008). *Risk Governance: Coping with Uncertainty in a Complex World.* London. doi:10.1007/978-1-4020-6799-0

SD and DRR. (2021). Retrieved from Prevention Web: https://www.preventionweb.net/sustainable-development-and-drr/sustainable-development-and-drr

Shaw, R. (2020). Thirty Years of Science, Technology, and Academia in Disaster Risk Reduction and Emerging Responsibilities. *International Journal of Disaster Risk Science*, 11(4), 414–425. Retrieved from https://doi.org/10.1007/s13753-020-00264-z

Signoles, A. (2010, 10). *Local government in Palestine.* Agence Française de Développement. doi:2105-5386

Smith, B., Dodman, D., & Brown, D. (2014). *Reconfiguring Urban Adaptation Finance.* London: IIED. doi:10651IIED

State of Palestine. (2024). Retrieved from Wikipedia: https://en.wikipedia.org/wiki/State_of_Palestine#GeographyStatista Research Department. (2023). *Impact of the coronavirus pandemic on the global economy - Statistics & Facts.* Retrieved from https://www.statista.com/topics/6139/covid-19-impact-on-the-global-economy/#topicOverview

The International Federation of Red Cross and Red Crescent Societies (IFRC). (2015). *The Handbook on Law and Disaster Risk Reduction.* The International Federation of Red Cross and Red Crescent Societies (IFRC). Retrieved from https://www.ifrc.org/document/handbook-law-and-disaster-risk-reduction

The Performance of the Palestinian economy during 2020, as well as the economic forecasts for the year 2021. (2024). Retrieved from Pcbs: https://www.pcbs.gov.ps/post.aspx?lang=en&ItemID=3873

The World Bank and Australian Aid. (2012). *Building Urban Resilience: Principles, Tools and Practice. Managing the risks of disasters in East Asia and the Pacific.* The International Bank for Reconstruction and Development. Washington DC: The World Bank Group. Retrieved from https://www.gfdrr.org/sites/default/files/publication/EAP_handbook_principles_tools_practice_web.pdf

The World Bank. (1992). *Governance and Development.* Washington. Retrieved from http://documents.worldbank.org/curated/en/604951468739447676/Governance-and-development

Tierney, K. (2012, 10). Disaster Governance: Social, Political, and Economic Dimensions. *Annual Review of Environment and Resources, 37:341-363,* 341-363. doi:10.1146/annurev-environ-020911-095618 Retrieved from https://www.annualreviews.org/doi/abs/10.1146/annurev-environ-020911-095618

UNDG. (2017). *United Nations Development Assistance Framework Guidance.* UN Sustainable Development Group. Retrieved from https://unsdg.un.org/resources/united-nations-development-assistance-framework-guidance

UNDP, R. o. (2017). *Palestinian Disaster Risk Management System.* Palestine.

UNDP. (1997). *Governance for sustainable human development: a UNDP policy document.* Unatied Nations. doi:9211260612

UNDP. (2016). *Disaster risk management institutional and legal framework for Palestine.* Retrieved from https://info.undp.org/docs/pdc/Documents/PAL/00088464-%20Disaster%20Risk%20Management%20Institutional%20framework%202016.pdf

UNDRR. (2009). *2009 UNISDR terminology on Disaster Risk Reduction.* United Nations General Assembly. Retrieved from https://www.undrr.org/publication/2009-unisdr-terminology-disaster-risk-reduction

UNDRR. (2011). *Hyogo Framework for Action 2005-2015 mid-term review.* UNDRR. Retrieved from https://www.undrr.org/publication/hyogo-framework-action-2005-2015-mid-term-review

UNDRR. (2015). *Sendai Framework for Disaster Risk Reduction 2015-2030.* UNDRR. Retrieved from https://www.undrr.org/publication/sendai-framework-disaster-risk-reduction-2015-2030

UNDRR. (2016). *Indicators and Terminology Relating to Disaster Risk Reduction.* indicators and terminology relating to disaster risk reduction. UN General

Asembly. Retrieved from https://www.undrr.org/publication/report-open-ended-intergovernmental-expert-working-group-indicators-and-terminology

UNDRR. (2019). *Words into Action guidelines: Implementation guide for local disaster risk reduction and resilience strategies.* UNDRR. Retrieved from https://www.undrr.org/publication/words-action-guidelines-implementation-guide-local-disaster-risk-reduction-and

UNDRR. (2019a). *Global Assessment Report on Disaster Risk Reduction (GAR19).* Geneva. doi:978-92-1-004180-5 Retrieved from https://gar.undrr.org/report-2019.html

UNDRR. (2021). *Integrated monitoring of the global targets of the Sendai Framework and the Sustainable Development Goals*. Retrieved 2024, from Prevention Web: https://www.preventionweb.net/sendai-framework/Integrated%20monitoring%20of%20the%20global%20targets%20of%20the%20Sendai%20Framework%20and%20the%20Sustainable%20Development%20Goals

UNDRR. (2022). *Towards risk-informed implementation of the 2030 Agenda for Sustainable Development.* Retrieved from https://www.undrr.org/publication/policy-brief-towards-risk-informed-implementation-2030-agenda-sustainable-development

UNDRR. (2023). *The Midterm Review of the Implementation of the Sendai Framework for Disaster Risk Reduction 2015-2030.* Retrieved from https://www.undrr.org/publication/report-midterm-review-implementation-sendai-framework-disaster-risk-reduction-2015-2030

UN-ESCAP. (2009). *What is Good Governance?* Macroeconomic Policy and Financing for Development Division. Bangkok, Thailand: UN-ESCAP. Retrieved from https://www.unescap.org/resources/what-good-governance

UNFCCC. (2016). *The Paris Agreement.* Retrieved from https://unfccc.int/sites/default/files/resource/parisagreement_publication.pdf

UNISDR. (1999). International Decade for Natural Disaster Reduction (IDNDR) program Forum. Geneva, Switzerland. Retrieved 11 16, 2022, from https://www.preventionweb.net/files/31468_programmeforumproceedings.

UNISDR. (2005). Hyogo Framework of Action for 2005-2015: Building the Resilience of Nations and Communities to Disasters. *World Conference on Disaster Reduction.* Hyogo, Japan. Retrieved 11 16, 2022, from https://www.unisdr.org/2005/wcdr/intergover/official-doc/L-docs/Hyogo-framework-for-action-english.pdf

United Cities and Local Governments (UCLG). (2020). *Resilience learning module I: Fundamentals of resilient governance & development.* UNDRR. Retrieved 2024, from https://www.undrr.org/publication/resilience-learning-module-i-fundamentals-resilient-governance-development

United Cities and Local Governments (UCLG). (2023). *Resilience case studies from Middle East and West Asia.* Retrieved from https://uclg-mewa.org/wp-content/uploads/2023/03/Resilience_Case_Studies_UCLG-MEWA.pdf

United Nations General Assembly (UNGA). (1988). International Decade for Natural Disaster Reduction resolution. *42nd sess.: 1987-1988*, p. 4. New York: UN General Assembly. Retrieved from https://digitallibrary.un.org/record/152704

United Nations General Assembly (UNGA). (2015). *Transforming our world: the 2030 Agenda for Sustainable Development.* United Nations. Retrieved from https://sdgs.un.org/publications/transforming-our-world-2030-agenda-sustainable-development-17981

United Nations Office for the Coordination of Humanitarian Affairs (OCHA). (2024, 06 09). *Covid-19 Crisis in the occupied Palestinian territory*. Retrieved from United Nations Office for the Coordination of Humanitarian Affairs - occupied Palestinian territory: https://www.ochaopt.org/covid-19

United Nations Palestine. (2022). *United Nations Common Country analysis for the Occupied Palestinian Territory.* Palestine: United Nations. Retrieved from https://palestine.un.org/en/200011-united-nations-common-country-analysis-occupied-palestinian-territory

United Nations Palestine. (2022, 05). *Fact Sheet on Environment in Palestine.* Retrieved from United Nations Palestine: https://palestine.un.org/en/185047-fact-sheet-environment-palestine

UNU-WIDER. (2012, January). *Research Brief: What Does Good Governance Mean*. Retrieved from UNU-WIDER: https://www.wider.unu.edu/publication/what-does-good-governance-mean-0

UPDRRC & NDRMC. (2023). *Implementation Plan for a Public Awareness Campaign on DRR.*

UPDRRC & NDRMC. (2023). *The National DRR Strategy (2023-2027).*

UPDRRC. (2023). *Exposure and Vulnerability Assessment and Full Module with Maps and Tools.*

USAID. (2017). *Climate Change Risk Profile for West Bank and Gaza.* Retrieved from https://www.climatelinks.org/sites/default/files/asset/document/2017Mar06_GEMS_Climate%20Risk%20Profile%20West%20Bank%2BGaza.pdf

Walker, T. (2023, 02 22). Turkey-Syria earthquake: How can cities build up resilience? Retrieved 12 19, 2023, from https://www.nationalheraldindia.com/environment/turkey-syria-earthquake-how-can-cities-build-up-resilience

Watson, C. (2015). *10 things to know about Finance for reducing disaster risk.* London. Retrieved from https://cdn.odi.org/media/documents/9480.pdf

WB. (2020). *Poverty & Equity Brief: West Bank and Gaza*. Retrieved from https://databankfiles.worldbank.org/public/ddpext_download/poverty/33EF03BB-9722-4AE2-ABC7-AA2972D68AFE/Global_POVEQ_PSE.pdf

West Bank and Gaza GDP. (2024). Retrieved from FocusEconomics: https://www.focus-economics.com/country-indicator/west-bank-and-gaza/gdp/

West Bank Geography Profile. (n.d.). Retrieved from indexmundi: https://www.indexmundi.com/west_bank/geography_profile.html

World Bank. (2023). *West Bank and Gaza Country Climate and Development Report*. Washington, D.C.: World Bank Group. doi:10.1596/40673

Worldometer. (2024, 01 08). *State of Palestine Population (2024)*. Retrieved from https://www.worldometers.info/world-population/state-of-palestine-population/

Zaré, M. (2012). Crisis Management of Tohoku; Japan Earthquake and Tsunami,11 March 2011. *Iran J Public Health*. Retrieved 10 19, 2023, from https://www.ncbi.nlm.nih.gov/pmc/articles/PMC3469005\ .

Appendices

Appendix A

Figures

Figure A.1

Socio-Demographic analysis of the Respondents

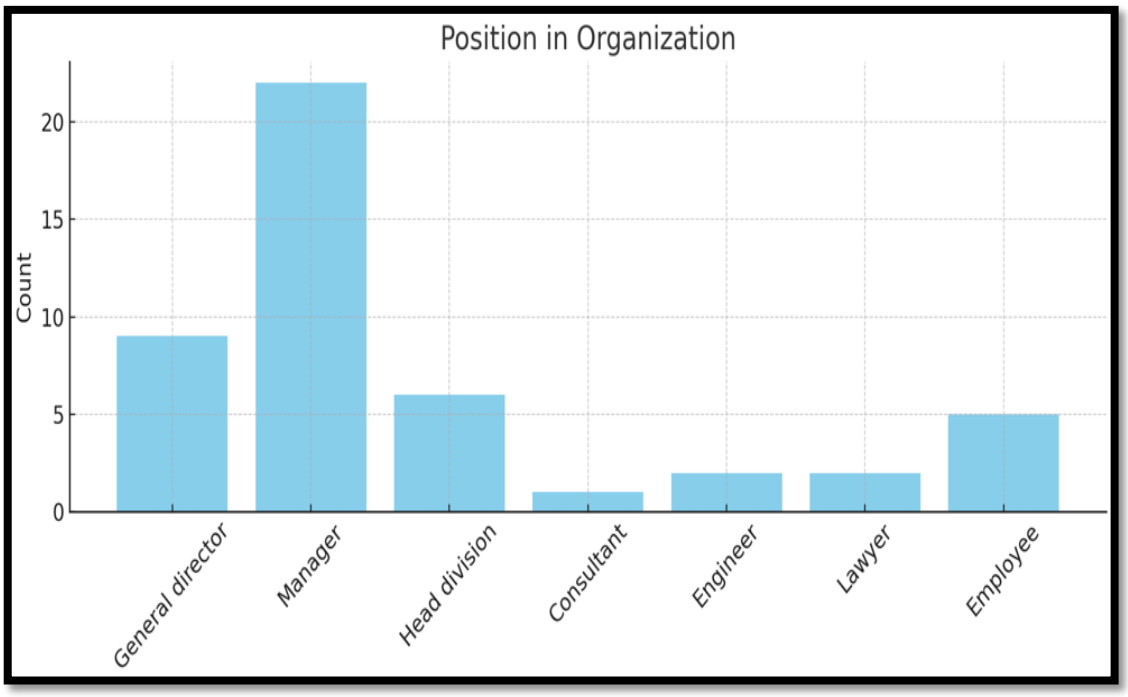

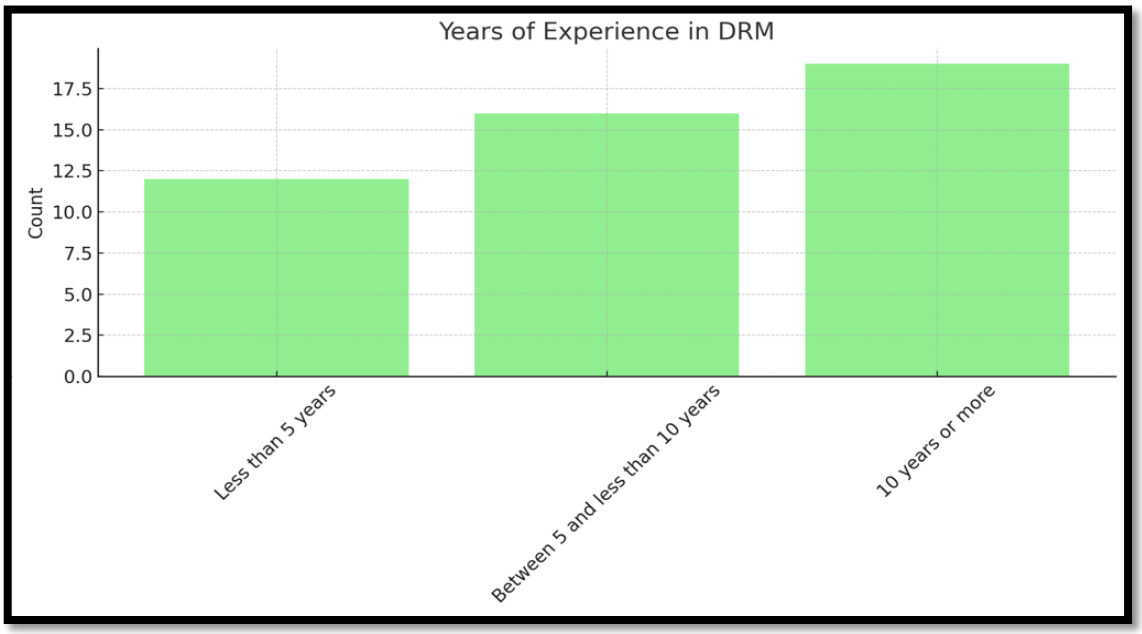

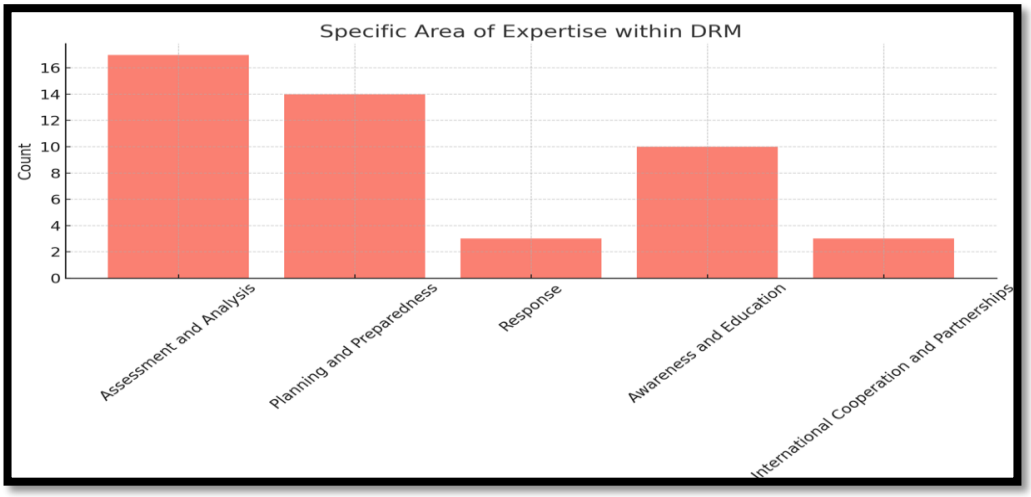
Specific Area of Expertise within DRM
Count
0
2
4
6
8
10
12
14
16
Assessment and Analysis
Planning and Preparedness
Response
Awareness and Education
International Cooperation and Partnerships

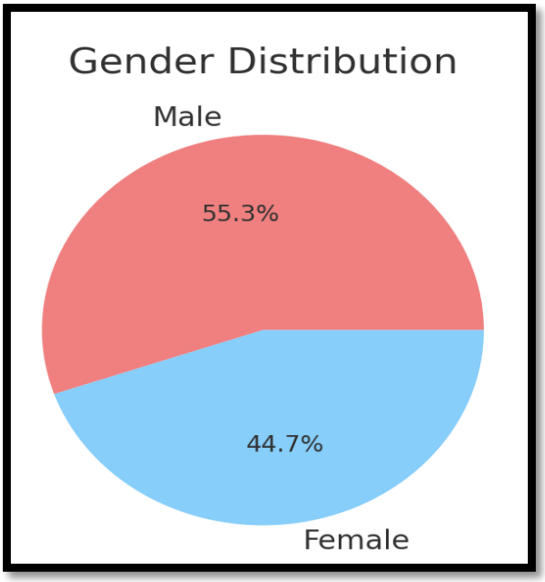
Gender Distribution
Male
55.3%
44.7%
Female

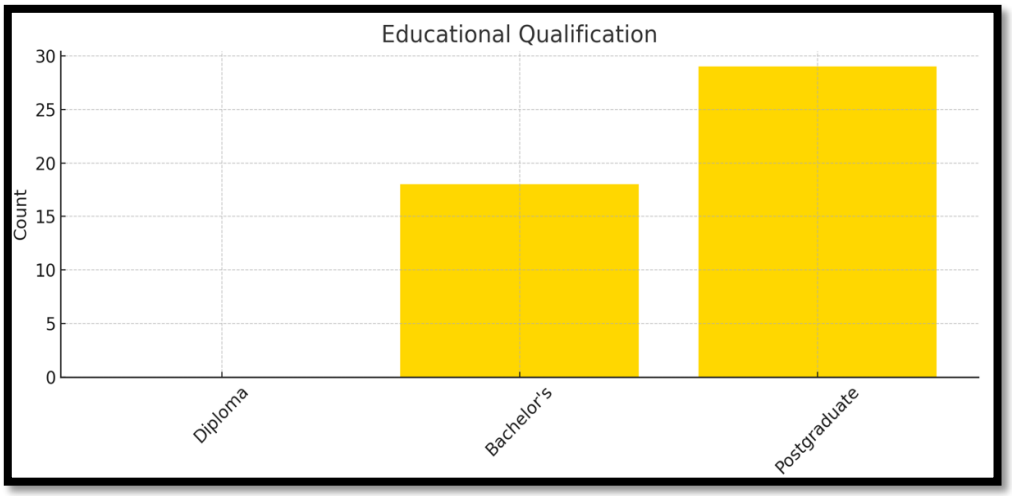
Educational Qualification
Count
0
5
10
15
20
25
30
Diploma
Bachelor's
Postgraduate

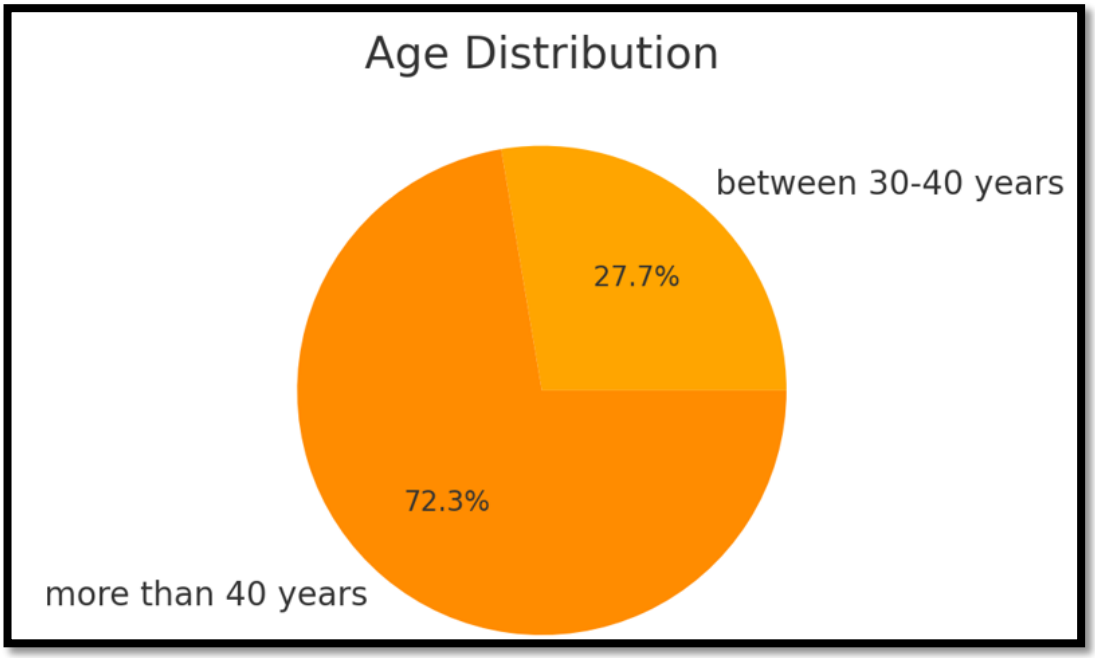
Age Distribution
between 30-40 years
27.7%
72.3%
more than 40 years

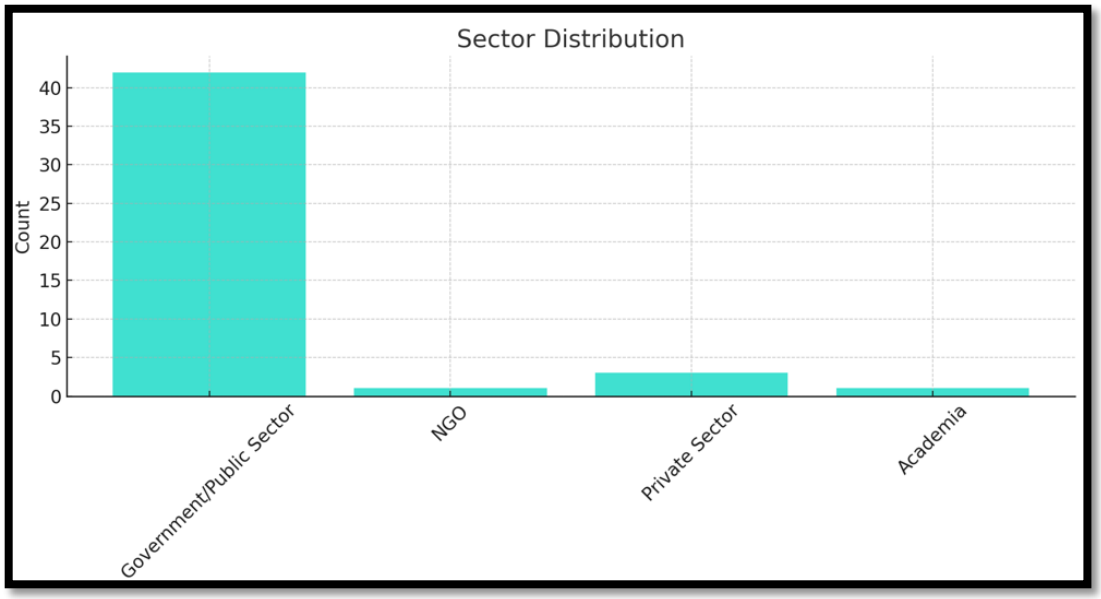
Sector Distribution
Count
40
35
30
25
20
15
10
5
0
Government/Public Sector
NGO
Private Sector
Academia

Figure A.2

Comparison of Challenges to Integrating DRR into the Political Agenda of Palestine

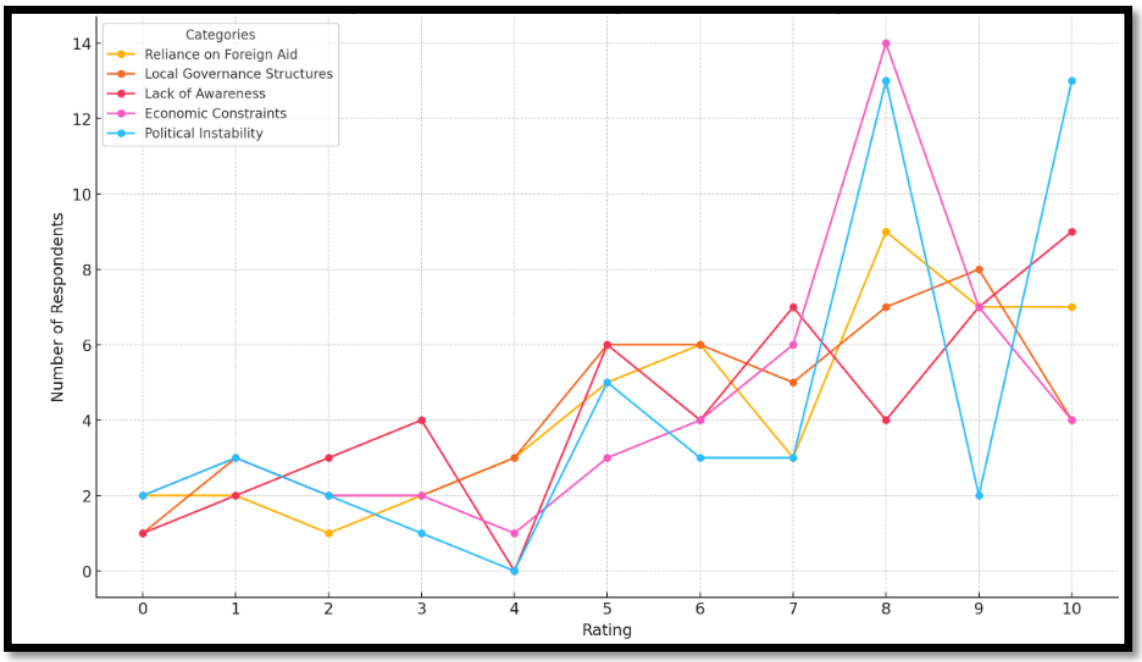

Figure A.3

Comparison of Actions to Enhance Political Commitment to Integrating DRR into the Political Agenda of Palestine

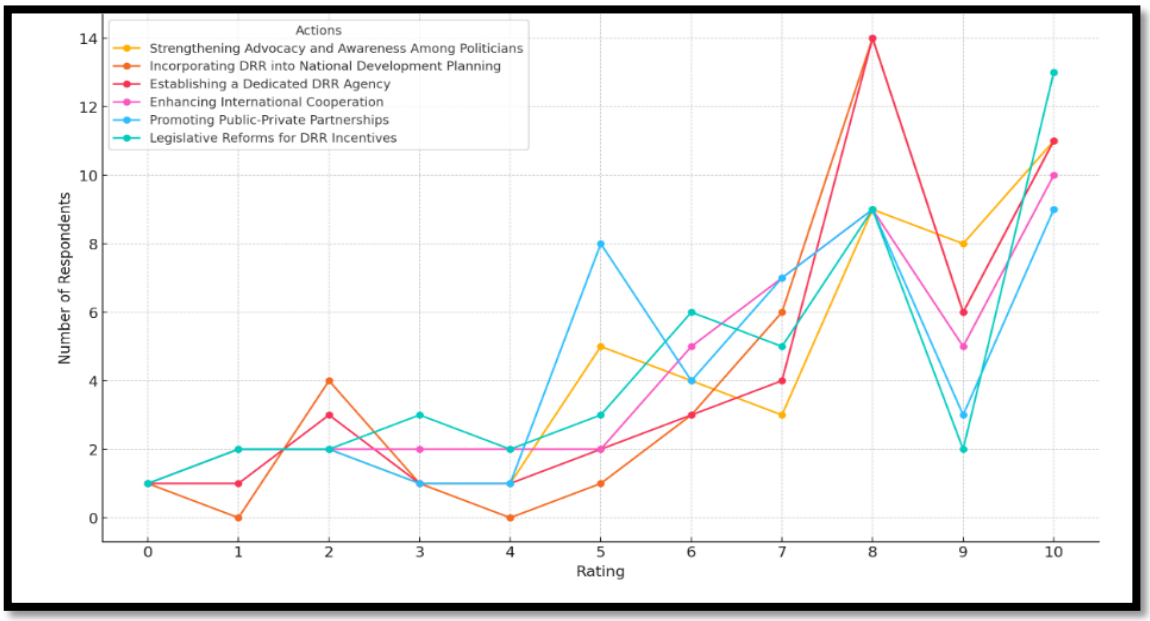

Figure A.4

Key Insights into the strengths and Weakness of the Current DRM Legal and Policy Framework in Palestine

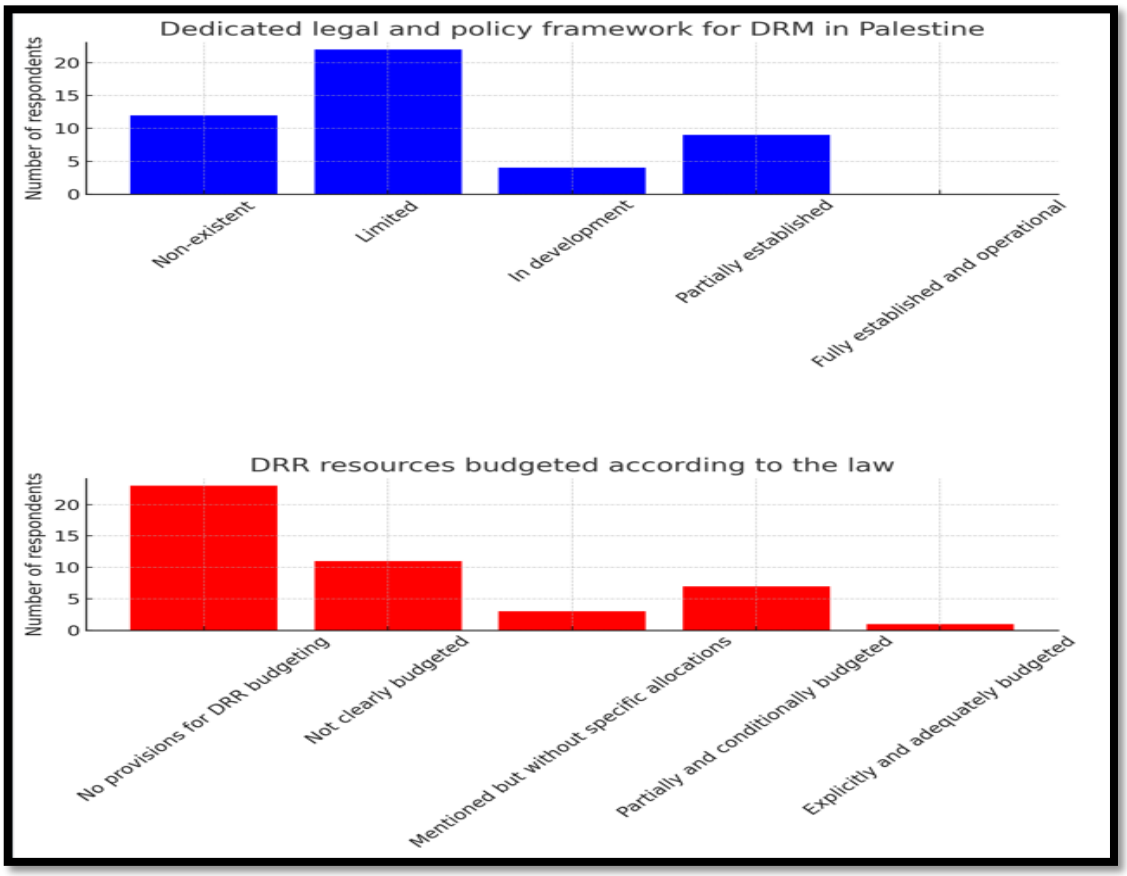

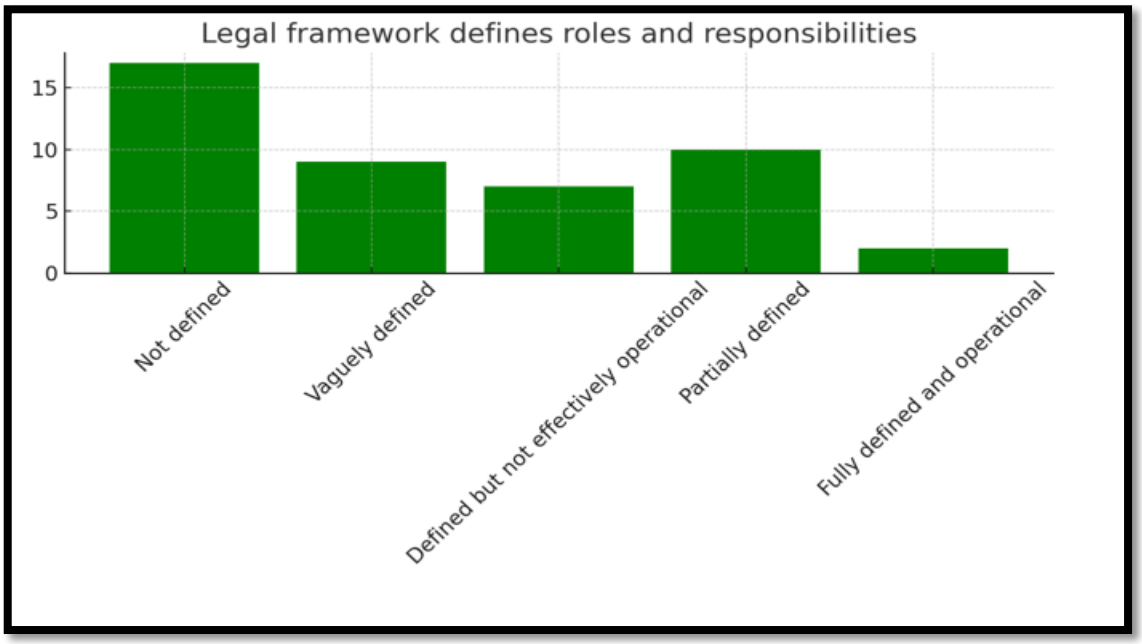

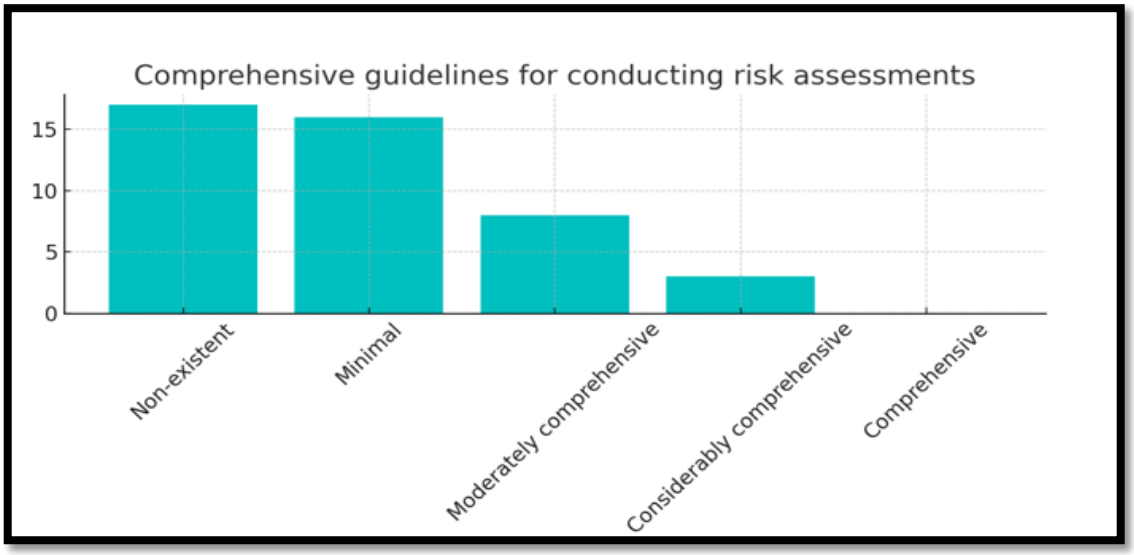
Comprehensive guidelines for conducting risk assessments
15
10
5
0
Non-existent
Minimal
Moderately comprehensive
Considerably comprehensive
Comprehensive

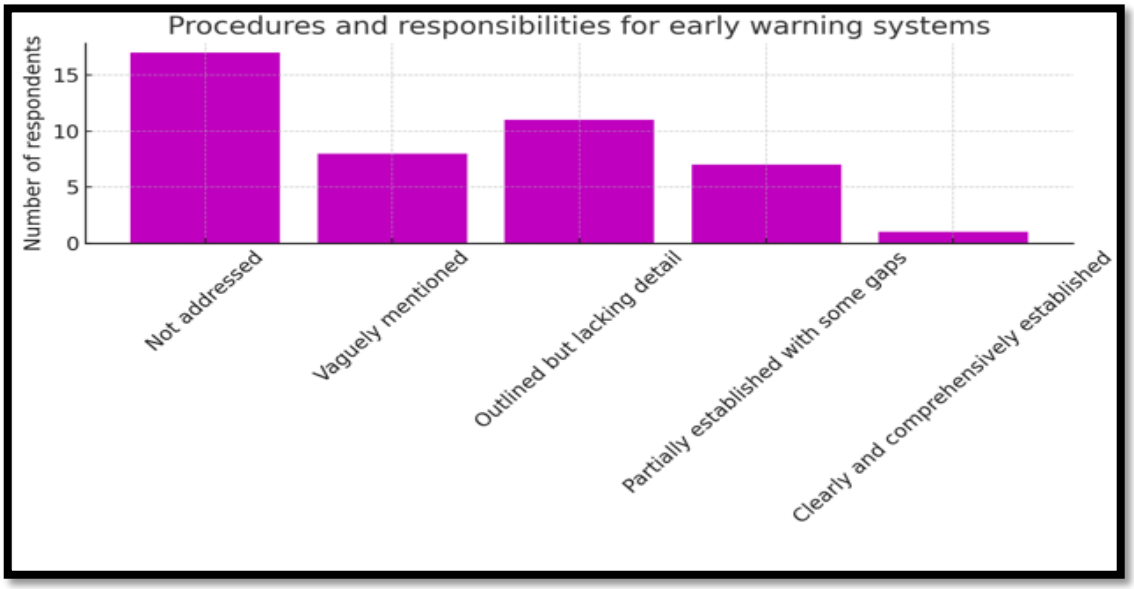
Procedures and responsibilities for early warning systems
Number of respondents
15
10
5
0
Not addressed
Vaguely mentioned
Outlined but lacking detail
Partially established with some gaps
Clearly and comprehensively established

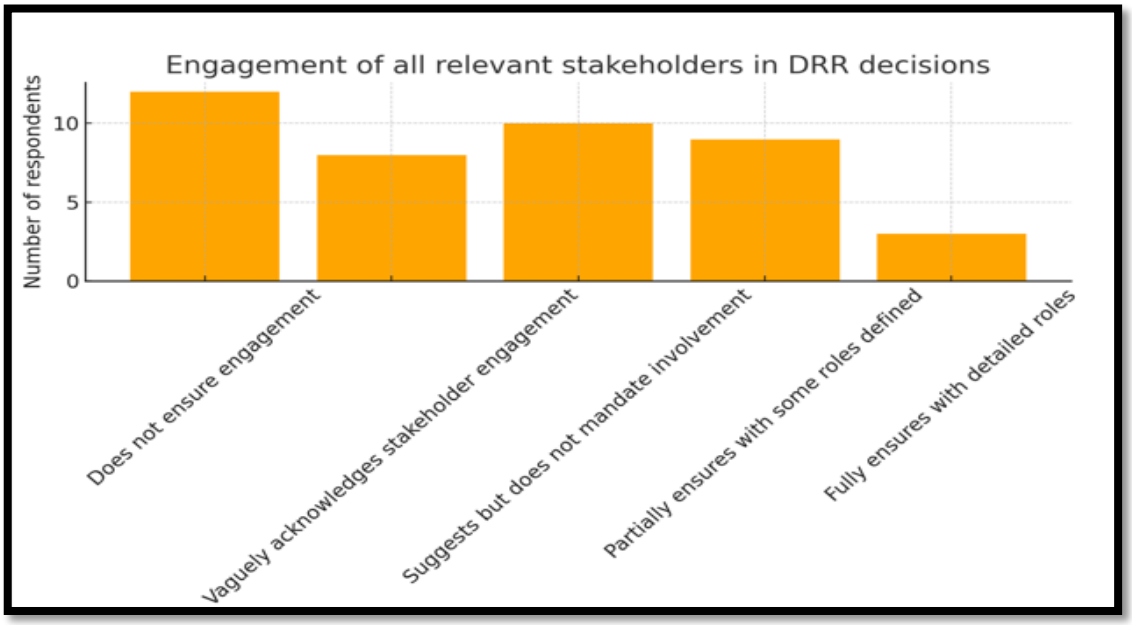
Engagement of all relevant stakeholders in DRR decisions
Number of respondents
10
5
0
Does not ensure engagement
Vaguely acknowledges stakeholder engagement
Suggests but does not mandate involvement
Partially ensures with some roles defined
Fully ensures with detailed roles

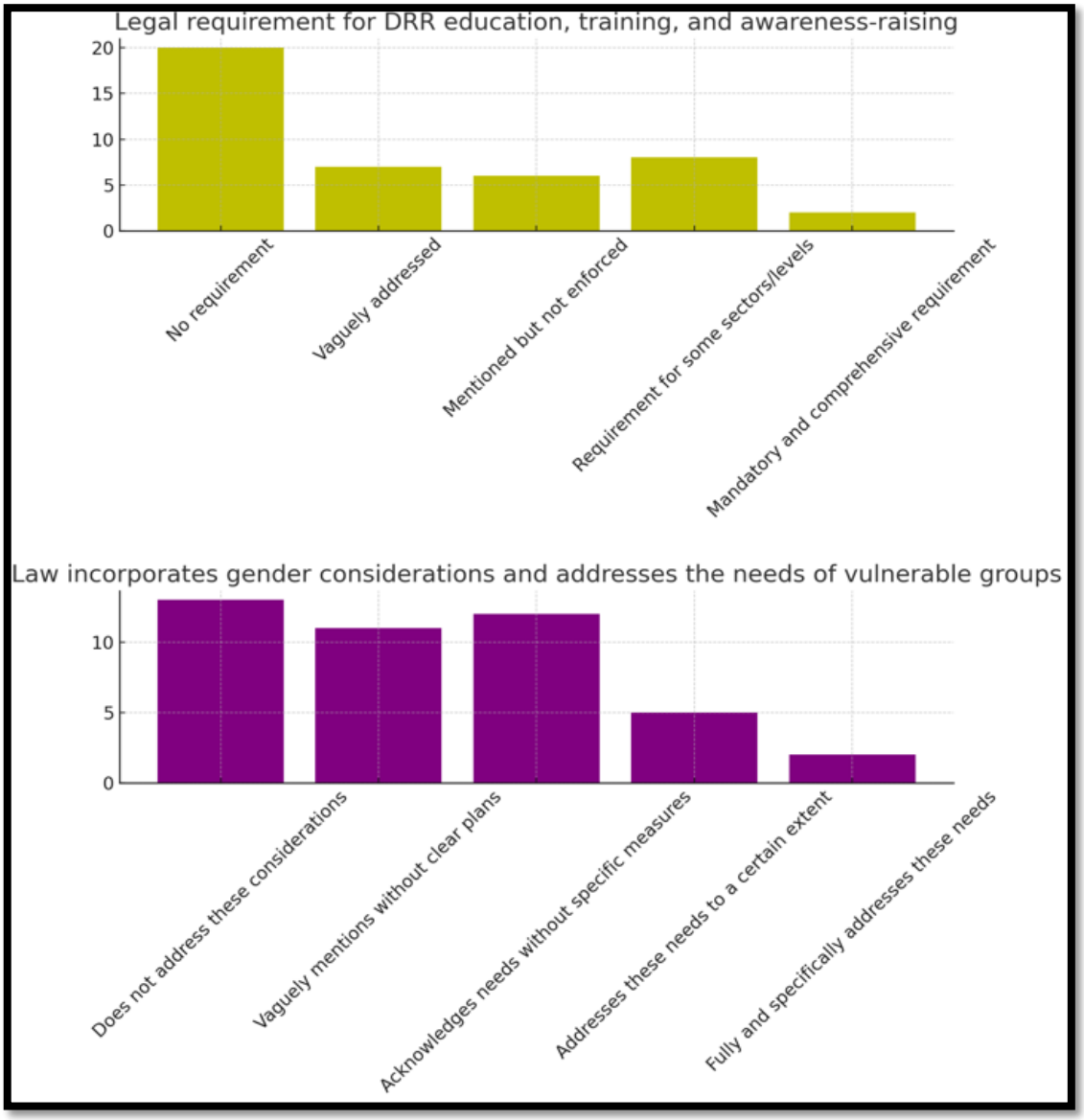
Legal requirement for DRR education, training, and awareness-raising
20
15
10
5
0
No requirement
Vaguely addressed
Mentioned but not enforced
Requirement for some sectors/levels
Mandatory and comprehensive requirement
Law incorporates gender considerations and addresses the needs of vulnerable groups
10
5
0
Does not address these considerations
Vaguely mentions without clear plans
Acknowledges needs without specific measures
Addresses these needs to a certain extent
Fully and specifically addresses these needs

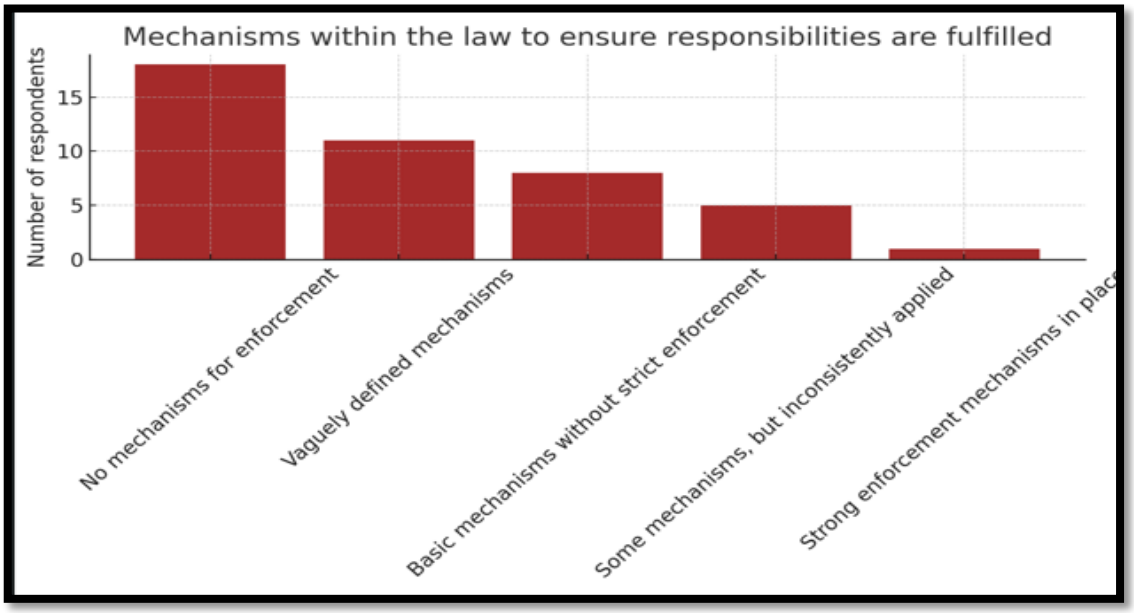
Mechanisms within the law to ensure responsibilities are fulfilled
Number of respondents
15
10
5
0
No mechanisms for enforcement
Vaguely defined mechanisms
Basic mechanisms without strict enforcement
Some mechanisms, but inconsistently applied

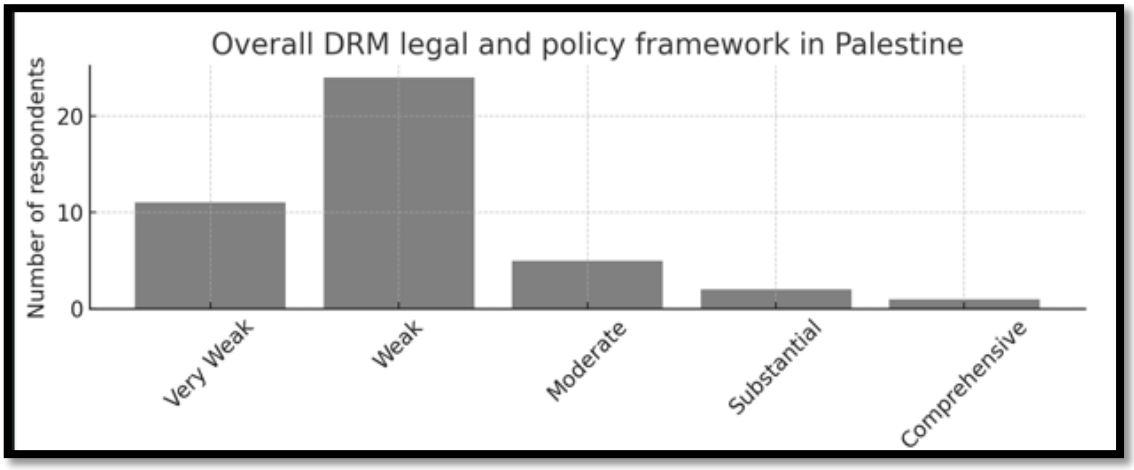
Overall DRM legal and policy framework in Palestine
Number of respondents
0
10
20
Very Weak
Weak
Moderate
Substantial
Comprehensive

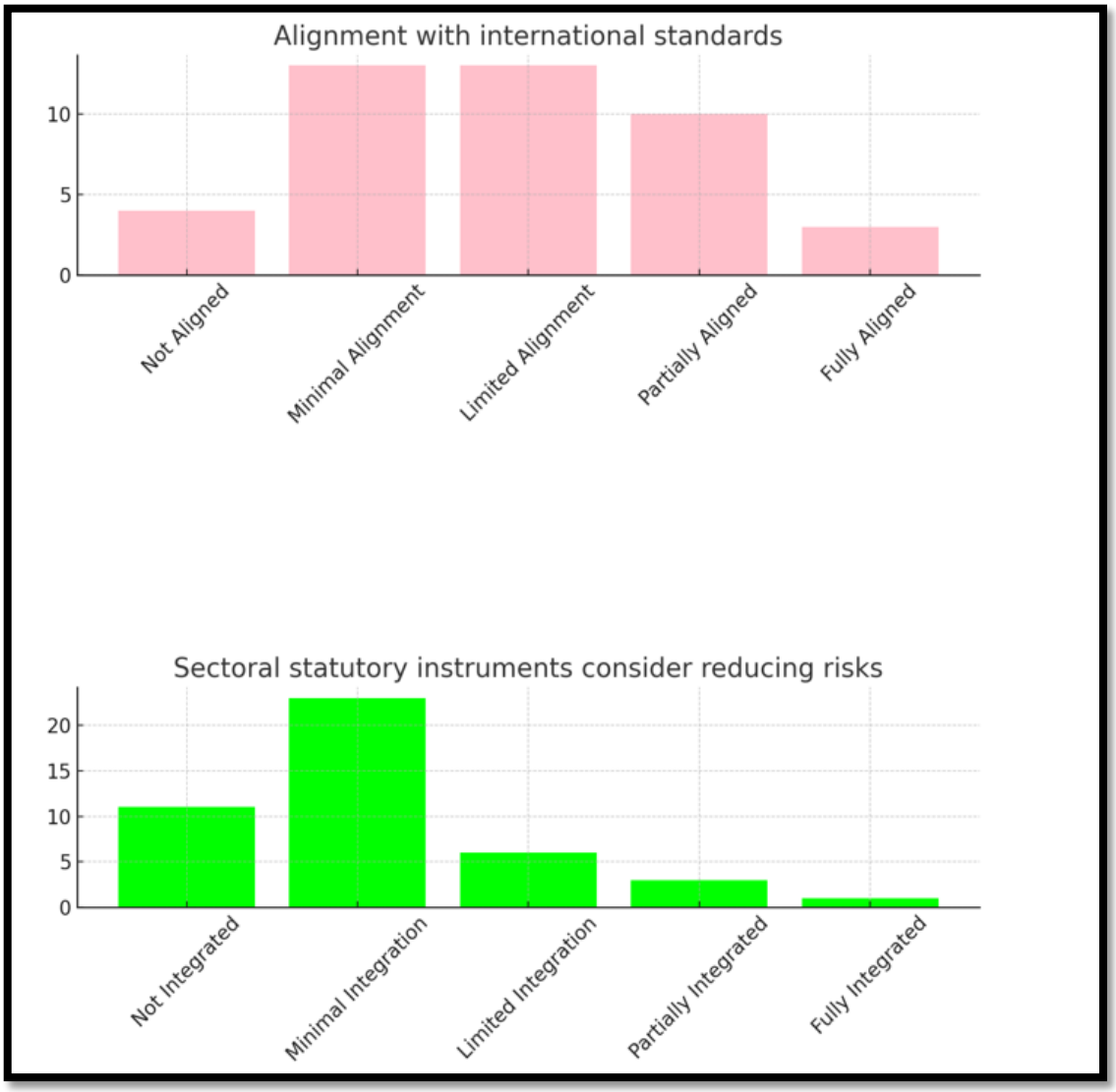
Alignment with international standards
0
5
10
Not Aligned
Minimal Alignment
Limited Alignment
Partially Aligned
Fully Aligned
Sectoral statutory instruments consider reducing risks
0
5
10
15
20
Not Integrated
Minimal Integration
Limited Integration
Partially Integrated
Fully Integrated

Figure A.5

Comparison of Key Obstacles to Enhancing DRM Legal and Policy Framework in Palestine

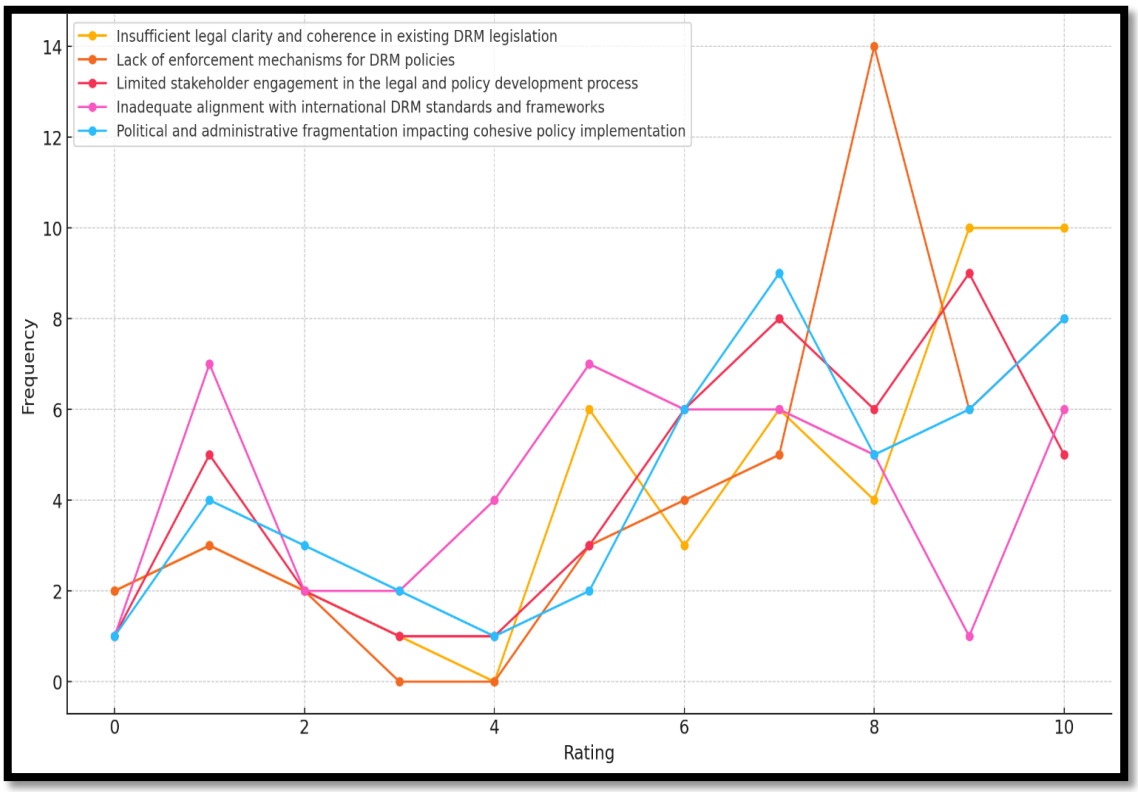

Figure A.6

Comparison of Actions to Improve DRM Legal and Policy Framework in Palestine

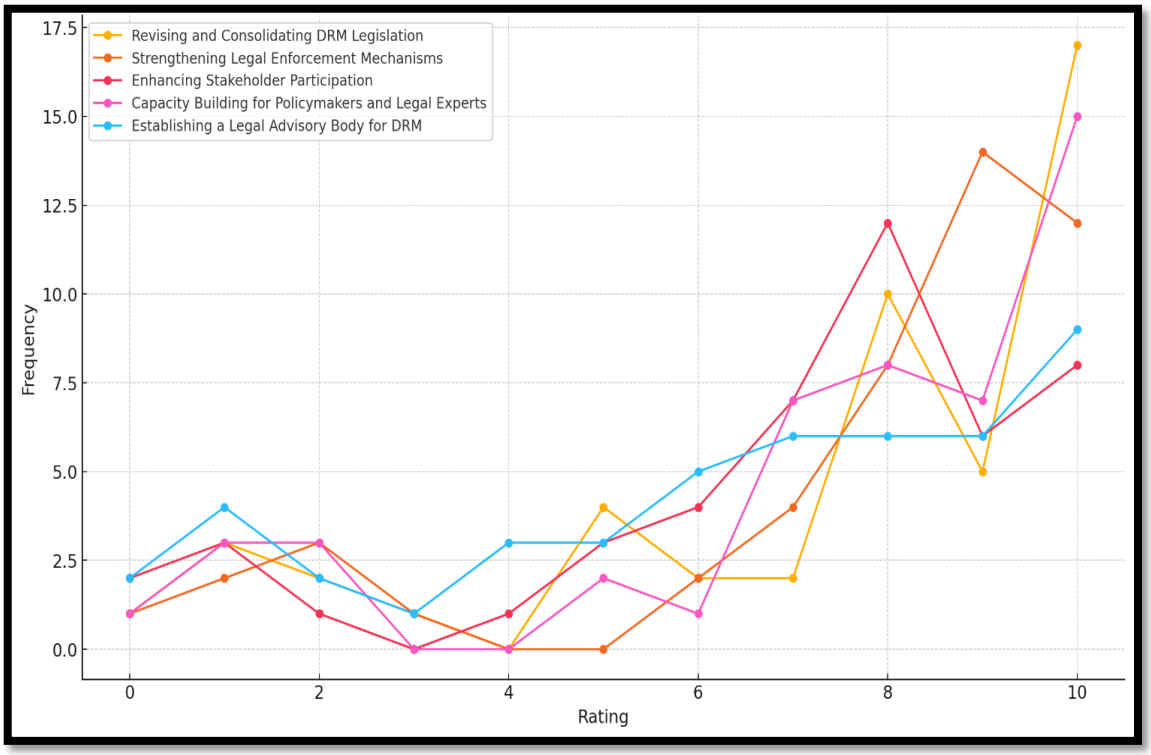

Figure A.7

Key Insights into the DRM Institutional Framework, Coordination Arrangements, Capacity Building and stakeholder Engagement in Palestine

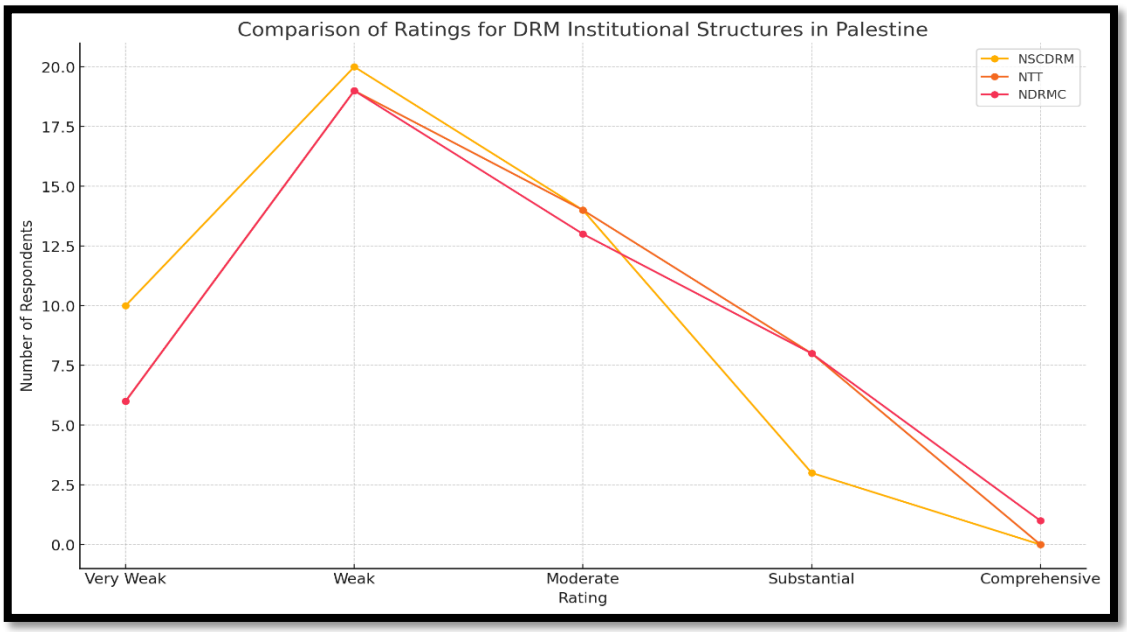

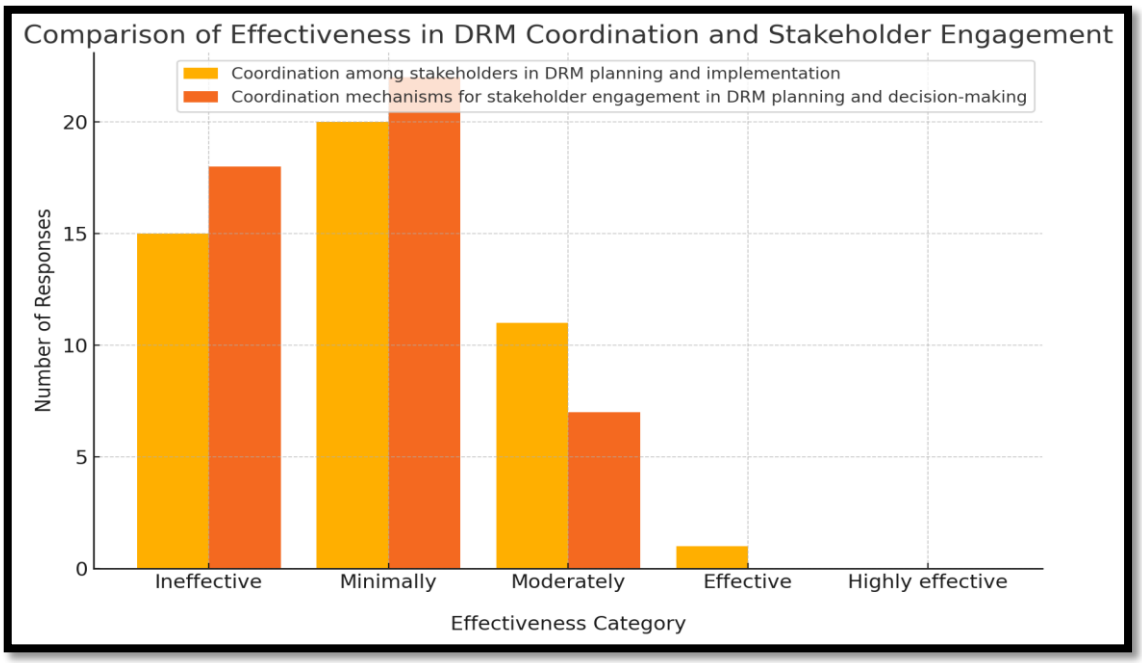

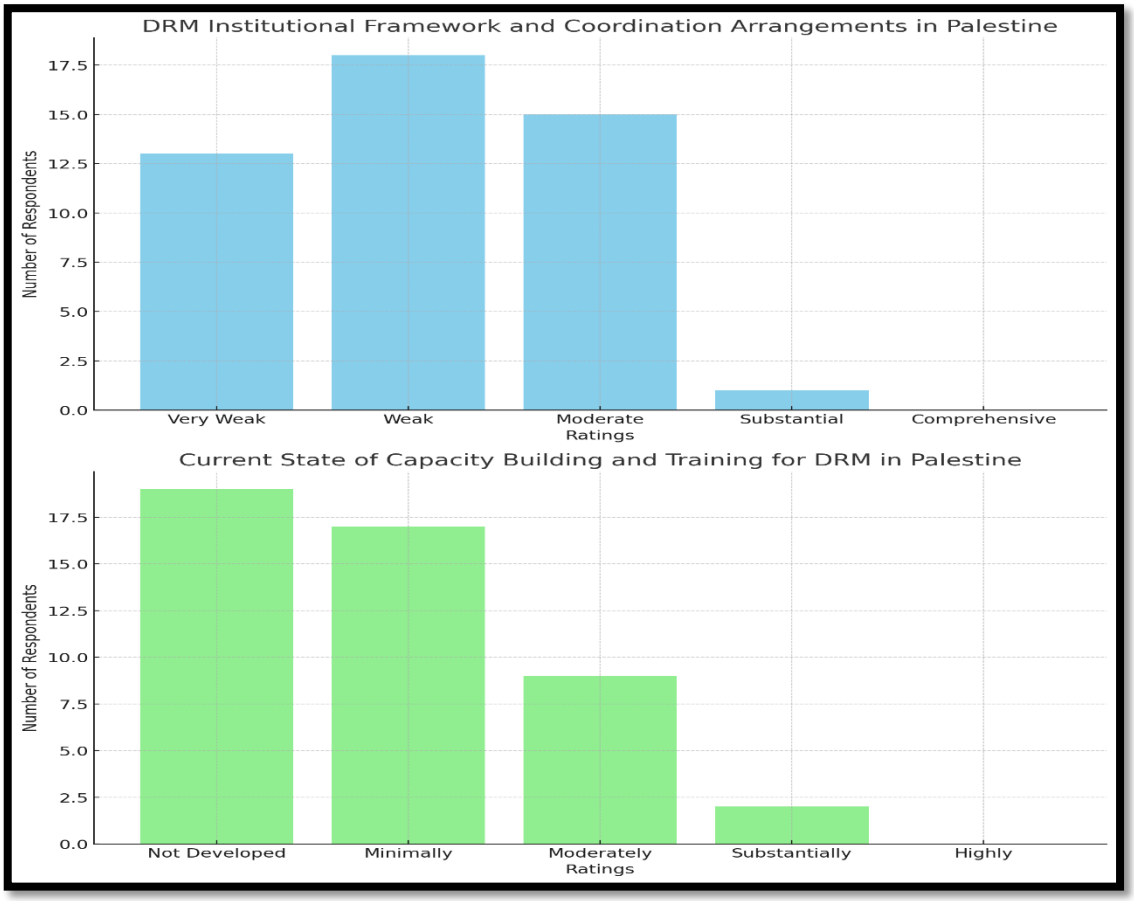

Figure A.8

Comparison of Key Obstacles to Enhancing DRM Institutional Framework and Coordination Arrangements in Palestine

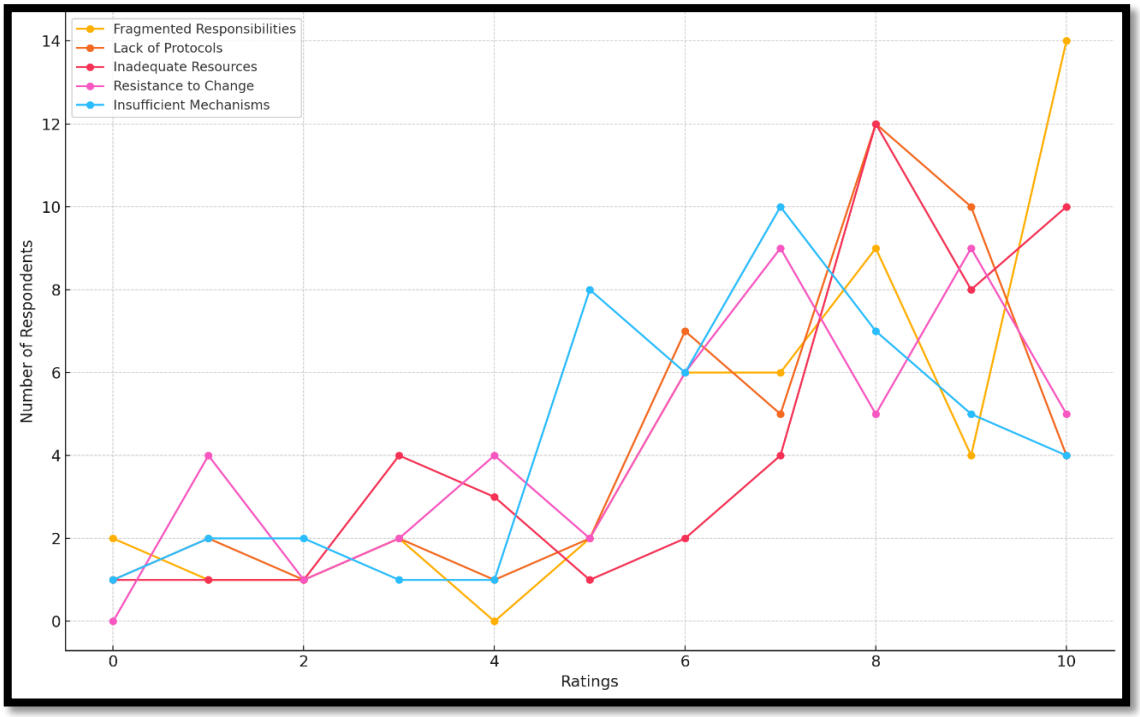

Figure A.9

Comparison of Key Actions to Enhance DRM Institutional Framework and Coordination in Palestine

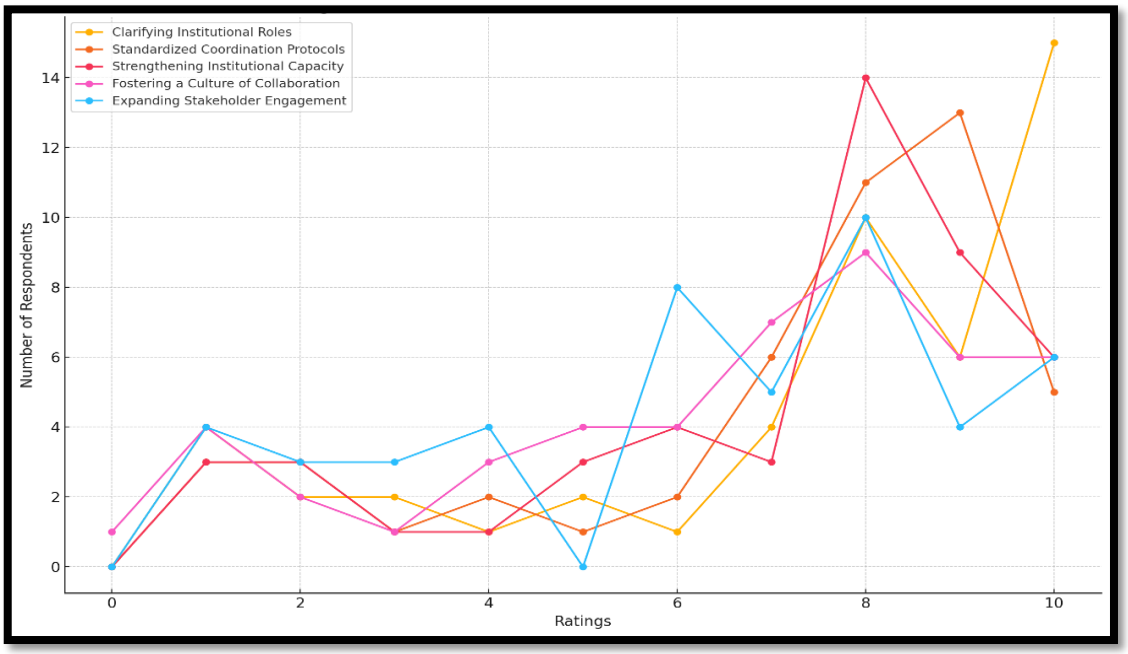

Figure A.10

Importance of Various Funding Sources in Supporting DRM Efforts in Palestine

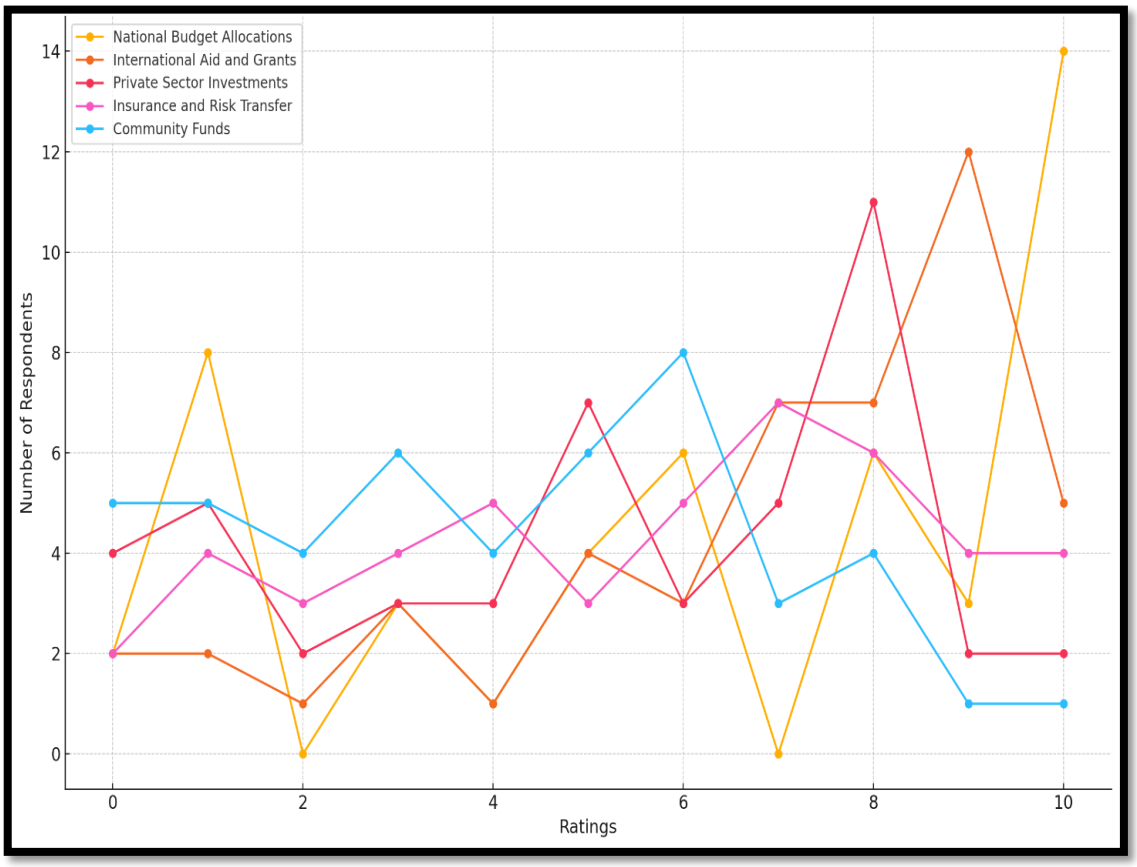

Figure A.11

Effectiveness and Suitability of Financing Mechanisms for DRM in Palestine

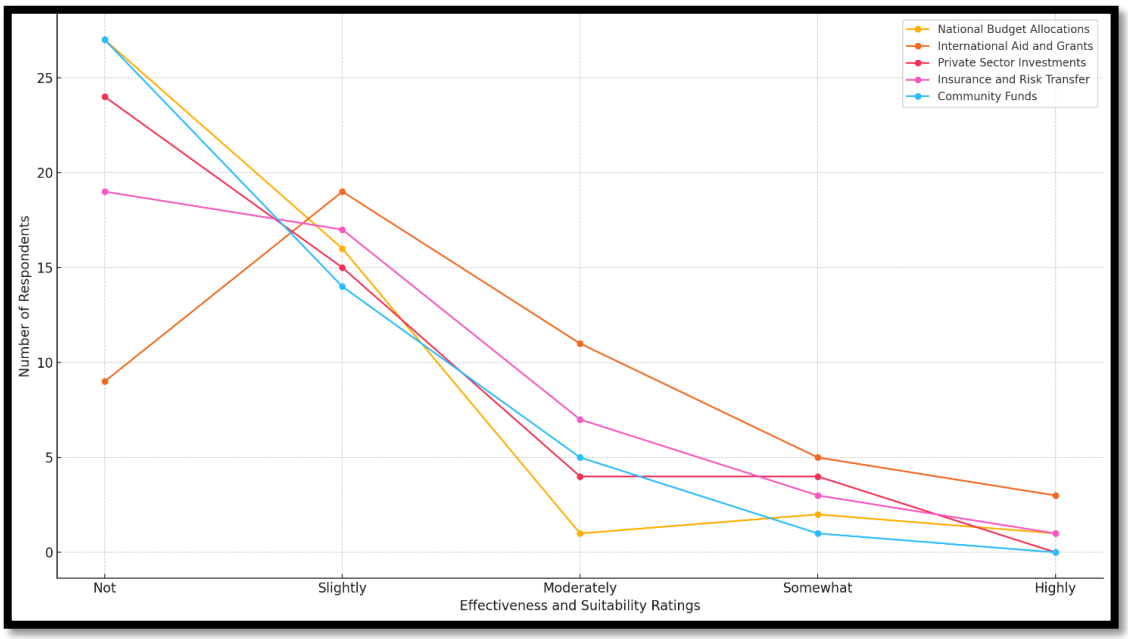

Figure A.12

Comparison of Key Obstacles to Enhancing DRM Financing in Palestine

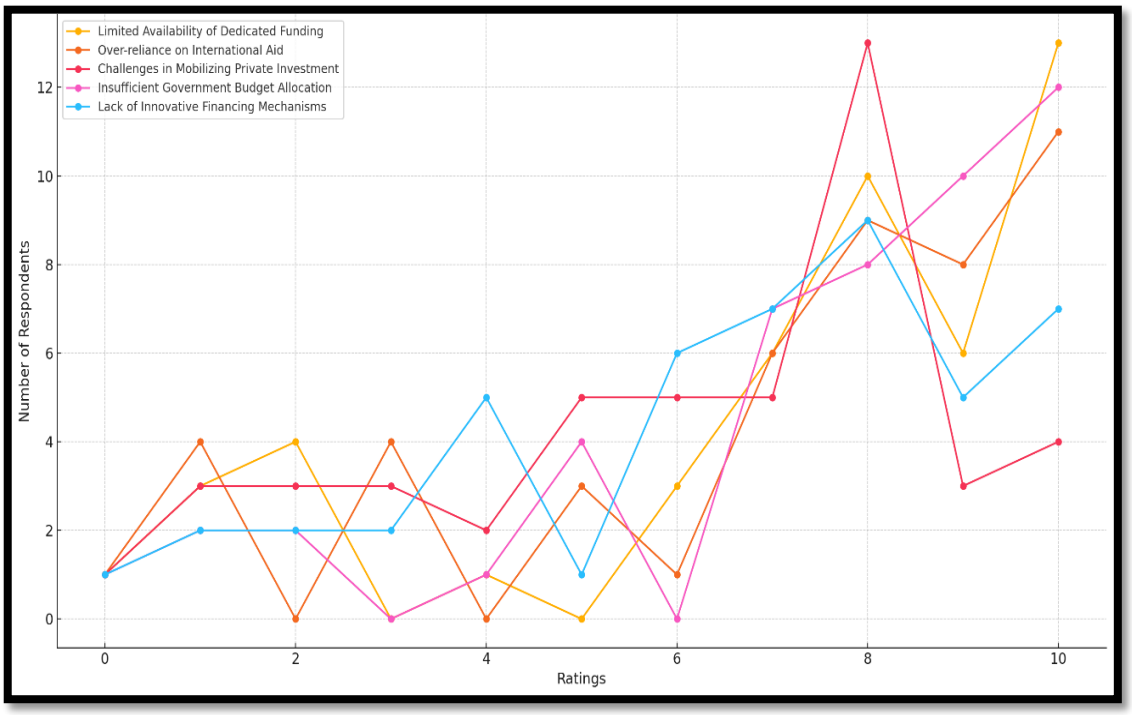

Figure A.13

Comparison of Actions to enhance DRM Financing in Palestine

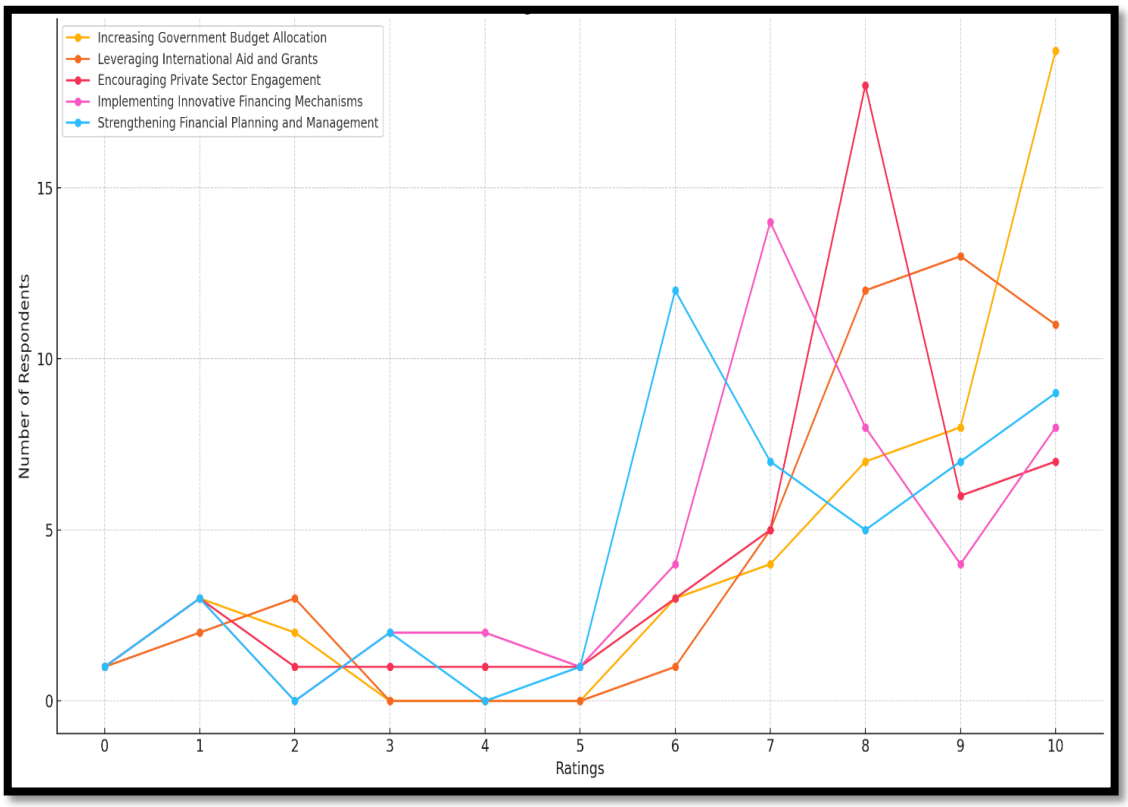

Figure A.14

Effectiveness of Current Efforts to Raise DRM Awareness and Community Engagement in Palestine

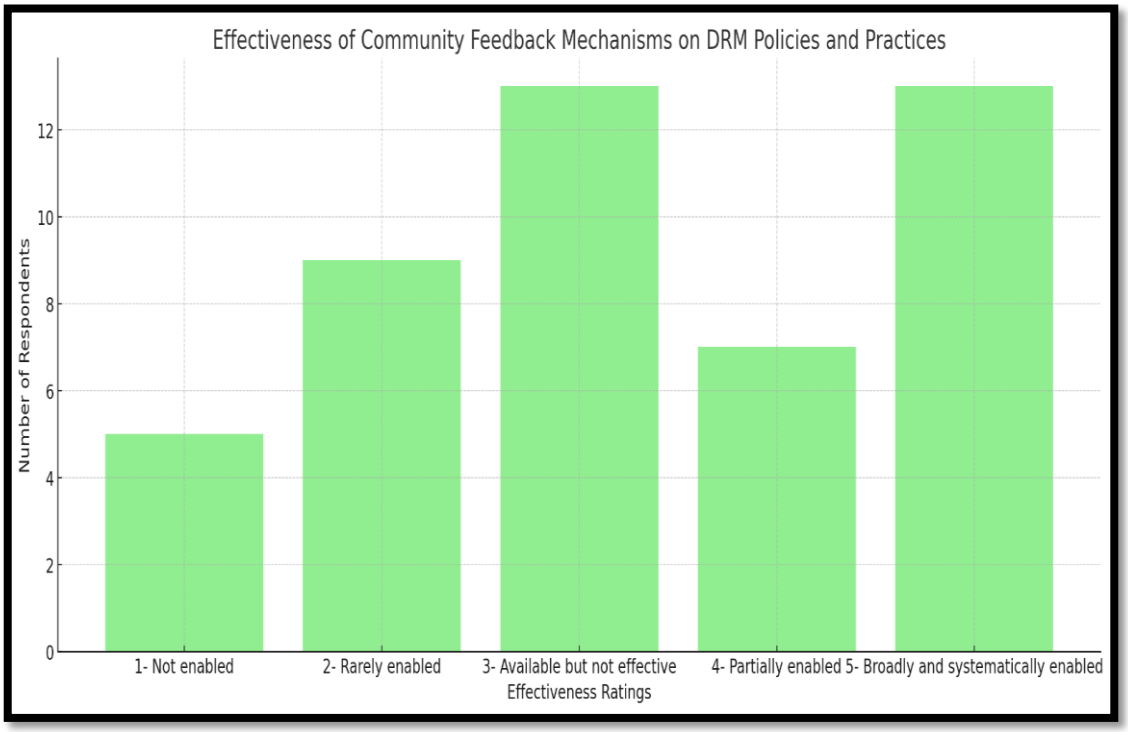

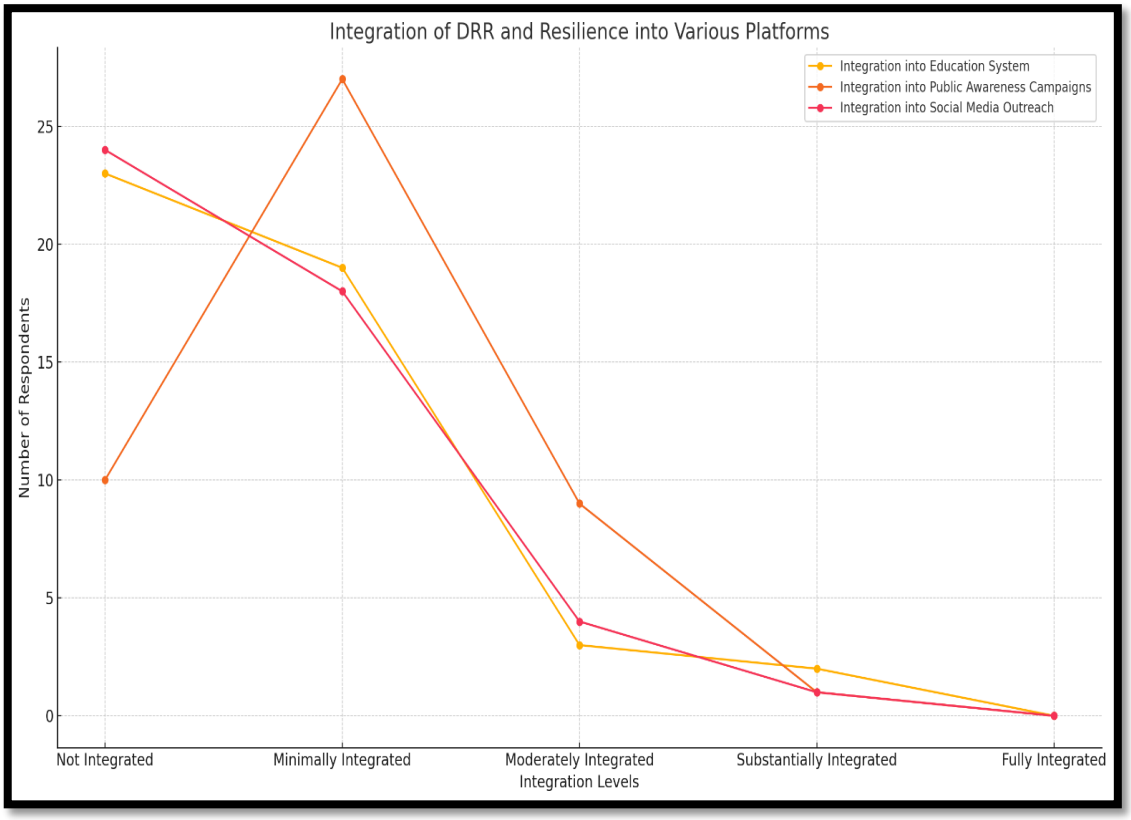
Integration of DRR and Resilience into Various Platforms
Integration into Education System
Integration into Public Awareness Campaigns
Integration into Social Media Outreach
Number of Respondents
0
5
10
15
20
25
Not Integrated
Minimally Integrated
Moderately Integrated
Substantially Integrated
Fully Integrated
Integration Levels

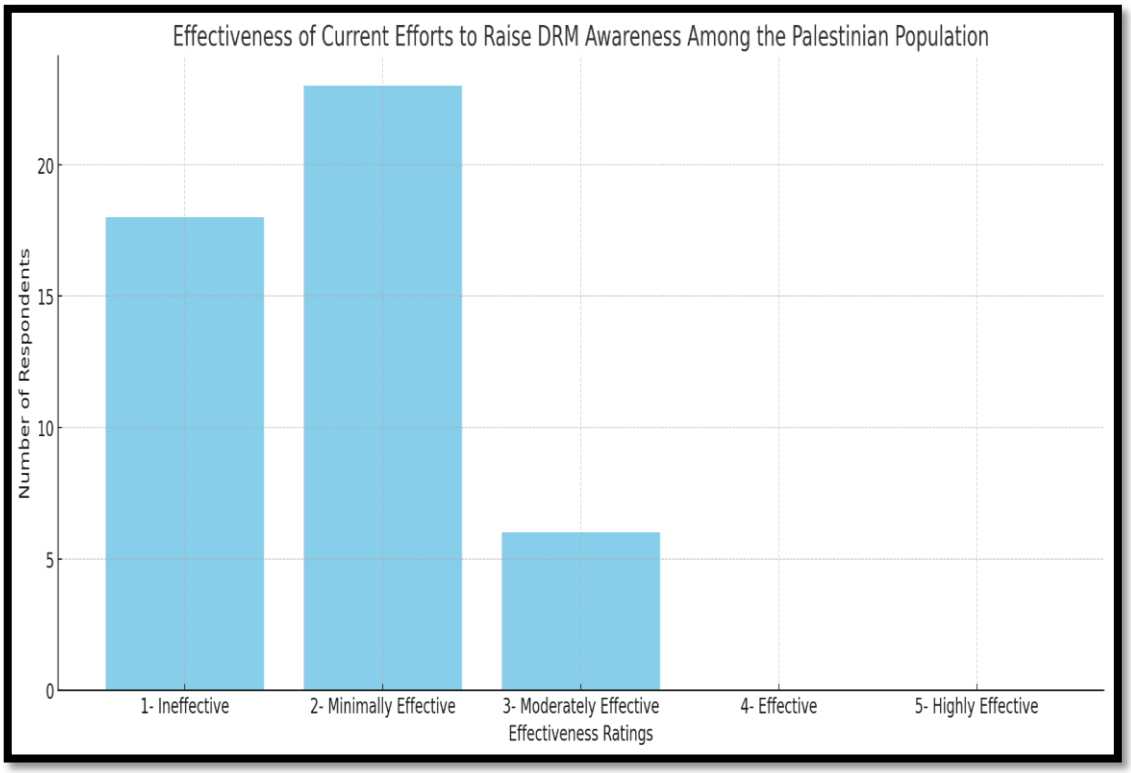
Effectiveness of Current Efforts to Raise DRM Awareness Among the Palestinian Population
Number of Respondents
0
5
10
15
20
1- Ineffective
2- Minimally Effective
3- Moderately Effective
4- Effective
5- Highly Effective
Effectiveness Ratings

Figure A.15

Comparison of Main Barriers Preventing Effective Community Engagement and DRM Awareness DRM in Palestine

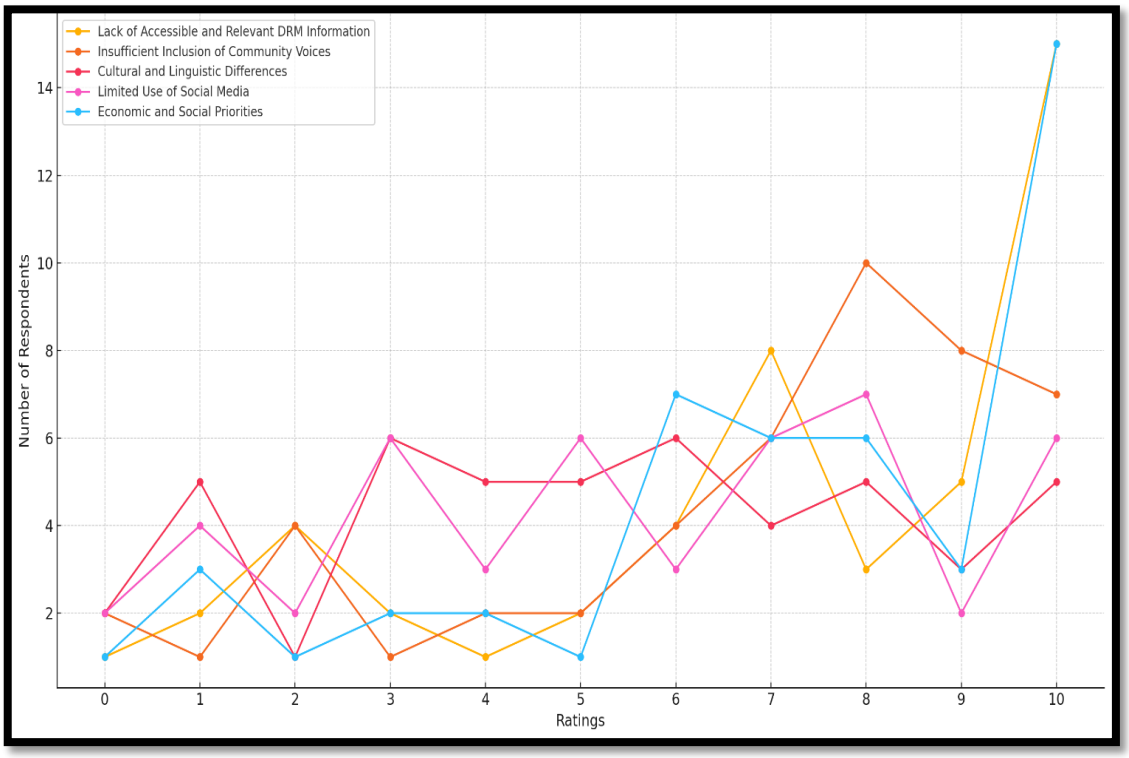

Figure A.16

Comparison of Actions to Enhance Community Engagement and Awareness in DRM in Palestine

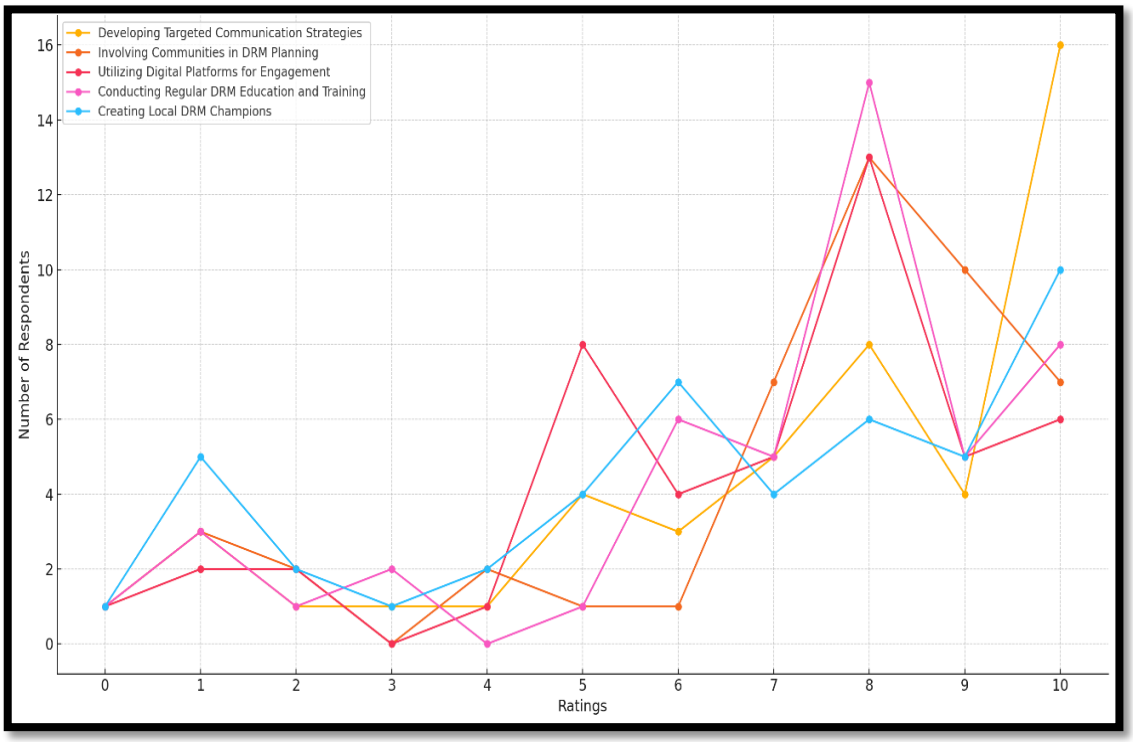

Figure A.17

Key Elements Critical to the Effectiveness of DRMG in Palestine

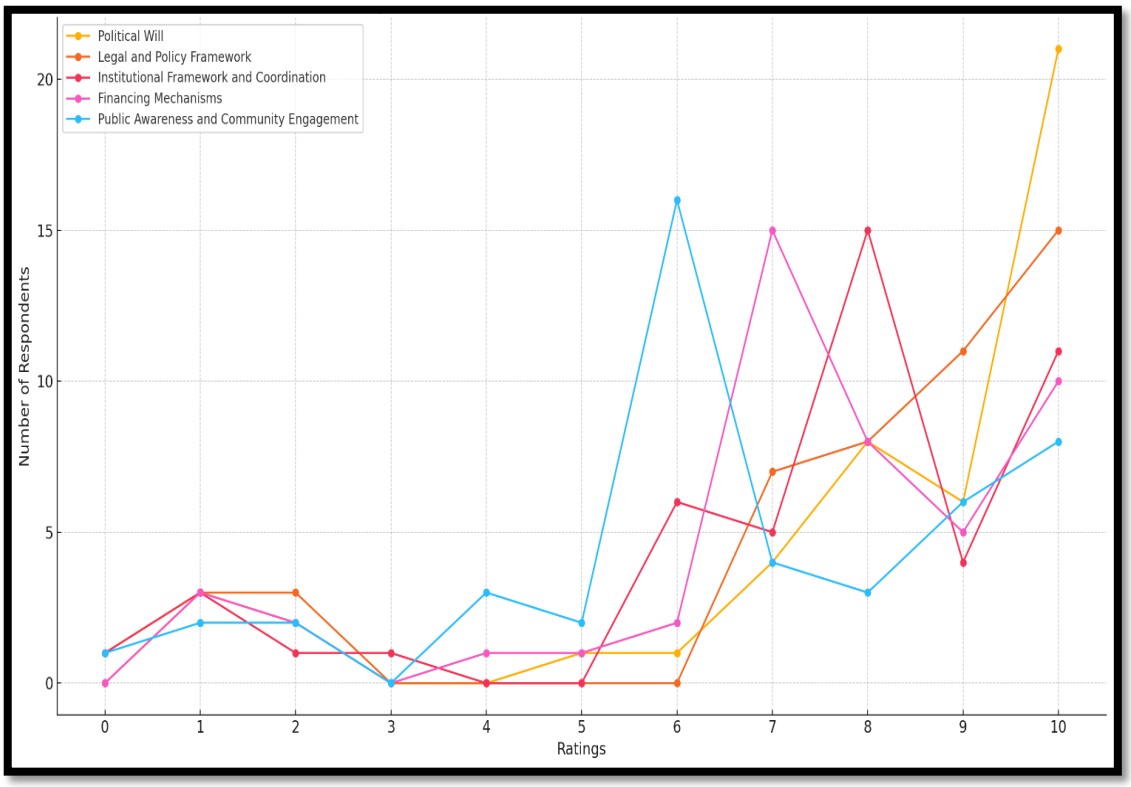

Figure A.18

Comparison of Challenges Impacting DRMG in Palestine

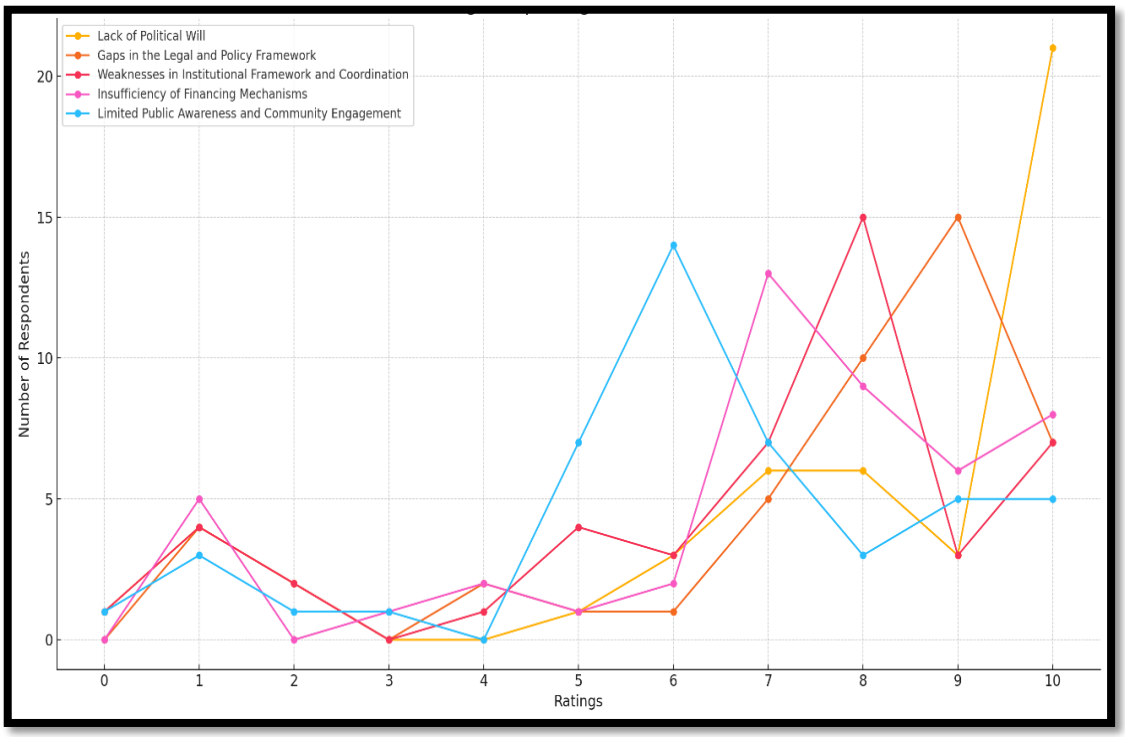

Figure A.19

Urgency of Recommendations for Strengthening DRMG in Palestine

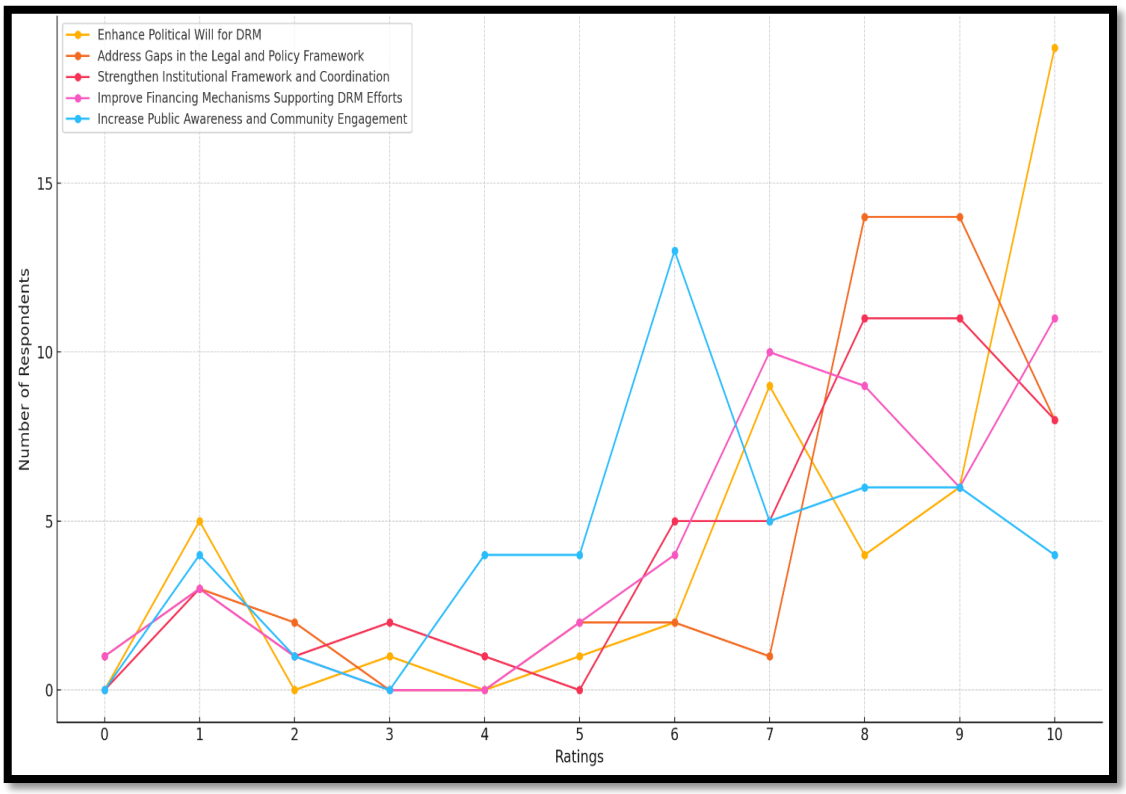

Figure A.20

Extent of Attributes in DRM Governance Structures in Developing Countries

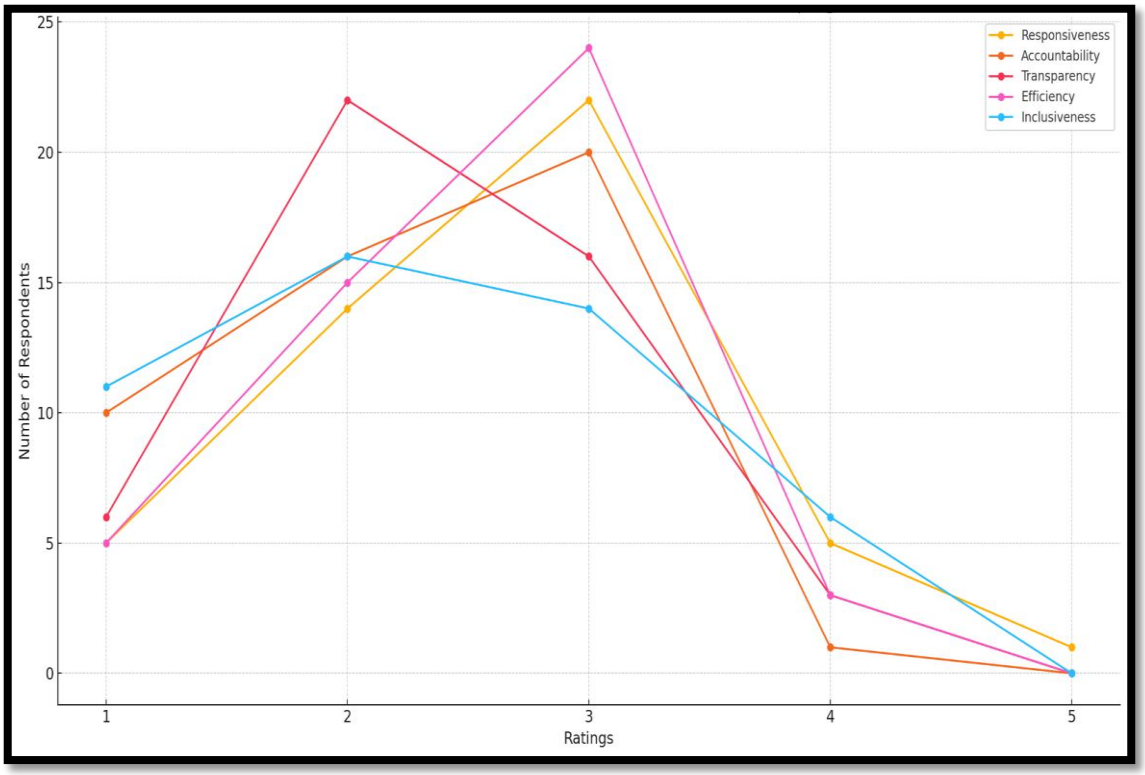

Figure A.21

Extent of Adaptation and Implementation of International DRM Practices in Palestine

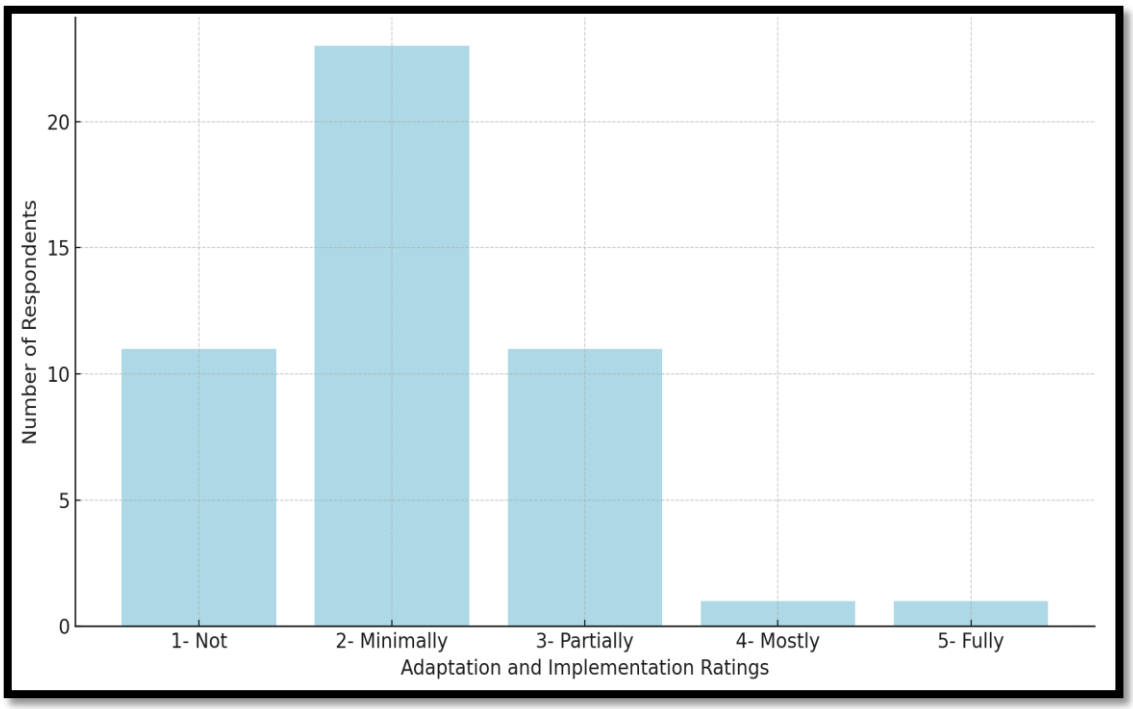

Figure A.22

Extent of Impact of Global and Regional DRM Challenges on Palestine

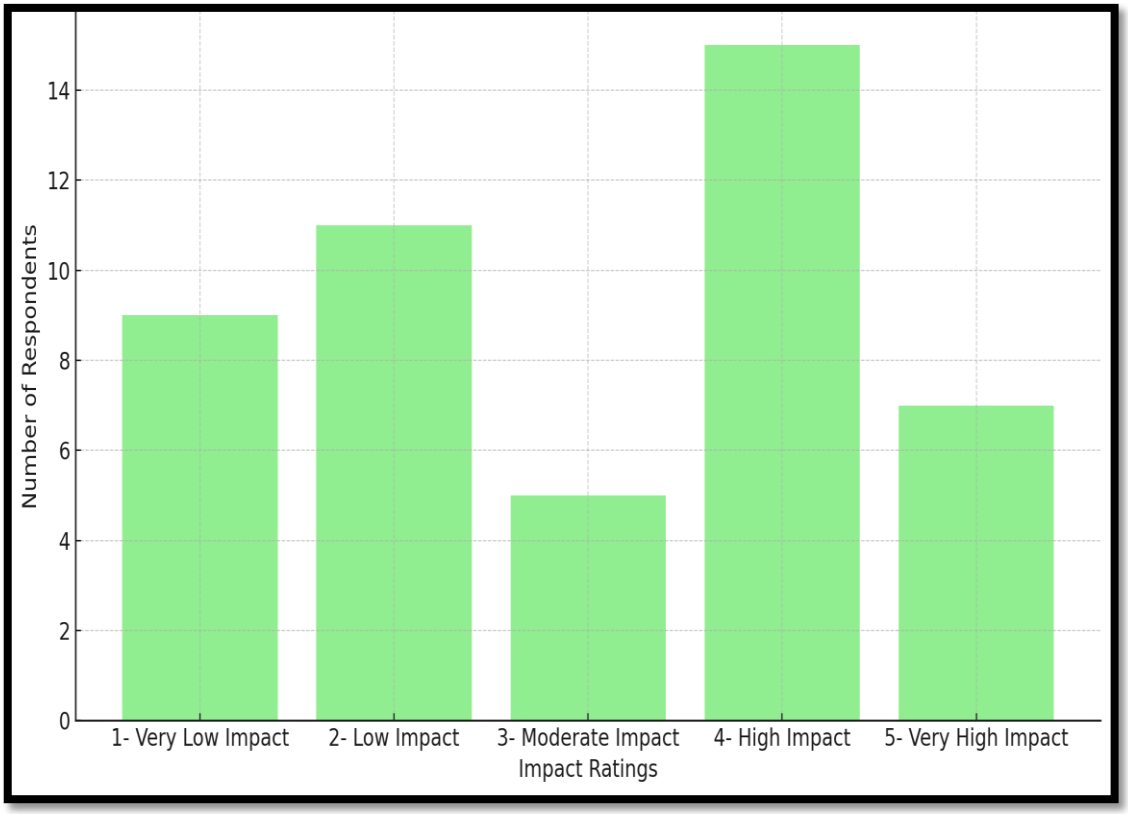

Appendix B

Tables

Table B.1

Pearson correlation coefficient between the items and the total score of the related to aspects

Political will		Legal and policy framework		Institutional framework and coordination		Financing mechanisms	
Item	Pearson correlation	item	Pearson correlation	item	Pearson correlation	Item	Pearson correlation
1	0.74**	1	0.82**	1	0.84**	1	0.77**
2	0.52**	2	0.88**	2	0.80**	2	0.80**
3	0.68**	3	0.89**	3	0.89**	3	0.87**
4	0.79**	4	0.71**	4	0.87**	4	0.88**
5	0.77**	5	0.74**	5	0.88**	5	0.82**
6	0.89**	6	0.77**	6	0 77**	6	0.68**
7	0.71**	7	0.80**	7	0.80**	7	0.79**
8	0.74**	8	0.87**	8	0.87**	8	0 77**
9	0.89**	9	0.88**	9	0.88**	9	0.89**
10	0.71**	10	0.82**	10	0.82**	10	0.71**
11	0.74**	11	0.77**	11	0.89**	11	0.74**
12	0.89**	12	0.80**	12	0.71**	12	0.89**
13	0.71**	13	0.68**	13	0.74**	13	0.71**
		14	0.79**	14	0.89**	14	0.74**
		15	0.77**	15	0.71**	15	0.89**
		16	0.89**	16	0.74**	16	0.71**
		17	0.71**	17	0.89**	17	0.68**
		18	0.74**	18	0.71**	18	0.79**
		19	0.89**			19	0.77**
		20	0.71**			20	0.89**
		21	0.74**			21	0.68**
		22	0.89**				
Total score=0.81**		Total score=0.89**		Total score=0.89**		Total scor=0.88**	

Public Awareness and Community Engaement		General assessment of DRM governance	
Item	Pearson correlation	Item	Pearson correlation
1	0.71**	1	0.77**
2	0.74**	2	0.89**
3	0.77**	3	0.71**
4	0.80**	4	0.74**
5	0.87**	5	0.89**
6	0.88**	6	0.71**
7	0.82**	7	0.74**
8	0.77**	8	0.89**
9	0.89**	9	0.71**
10	0.71**	10	0.71**
11	0.74**	11	0.74**
12	0.89**	12	0.77**
13	0.71**	13	0.80**
14	0.74**	14	0.87**
15	0.94	15	0.88**

	16	0.82**
	17	0.77**
	18	0.80**
	19	0.68**
	20	0.71**
	21	0.74**
	22	0.77**
	23	0.89**
	24	0.71**
	25	0.68**
	26	0.79**
Total score=0.83**	Total score=0.89**	

** Statistically significant (p<0.01)

Table B.2

Descriptive statistics of the effectiveness of DRM institutional framework and coordination mechanisms in Palestine

statement	Mean	Standard Deviation	Percentage %	Level
How would you rate the NSCDRM?	2.21	0.86	44%	Low
How would you rate the NTT?	2.51	0.93	50%	Low
How would you rate the NDRMC?	2.53	0.98	51%	Low
How would you rate the overall current DRM institutional framework and Coordination arrangements in Palestine?	2.11	0.87	42%	Low
To what extent is there effective coordination among different stakeholders in DRM planning and implementation?	1.98	0.82	40%	Low
To what extent is there effective coordination mechanisms for stakeholder engagement in DRM planning and decision-making in Palestine?	1.77	0.70	35%	Low
How would you rate the current state of capacity building and training for DRM among relevant stakeholders in Palestine?	1.85	0.86	37%	Low
Total average	2.14	0.68pp	43%	Low

Table B.3

Descriptive statistics of the key obstacles to enhancing the DRM Institutional Framework and coordination Mechanisms in Palestine

statement	Mean	Standard Deviation	Percentage %	Level
Fragmented institutional responsibilities and unclear roles among DRM agencies	7.19	0.80	72%	High
Lack of standardized protocols for inter-agency communication and collaboration	6.98	0.53	70%	High
Inadequate resources and capacity within institutions tasked with DRM	7.26	0.72	73%	High
Resistance to change or integration within and between institutions	6.57	0.68	66%	Medium
Insufficient mechanisms for engaging non-governmental and community stakeholders in DRM processes	6.40	0.46	64%	Medium
Total average	6.88	0.22	69%	Medium

Table B.4

Descriptive statistics of the actions that can be taken to enhance DRM institutional framework and coordination mechanisms in Palestine

statement	Mean	Standard Deviation	Percentage %	Level
Clarifying and Streamlining Institutional Roles: Define clear and streamlined roles and responsibilities for all agencies involved in DRM to reduce overlap and ensure efficient response.	7.32	0.98	73%	High
Establishing Standardized Coordination Protocols: Develop and implement standardized protocols for inter-agency communication and collaboration during DRM planning and response.	7.13	0.68	71%	High
Strengthening Institutional Capacity: Invest in capacity building for institutions involved in DRM, including training, resources, and infrastructure to enhance their operational effectiveness.	6.96	0.65	70%	High
Fostering a Culture of Integration and Collaboration: Promote a culture of integration and collaboration within and between DRM institutions, encouraging shared goals and mutual support.	6.49	0.89	65%	Medium
Expanding Stakeholder Engagement Mechanisms: Create or enhance mechanisms for regular engagement of non-governmental organizations, the private sector, and community representatives in DRM decision-making processes.	6.17	0.76	62%	Medium
Total average	6.81	0.54	68%	Medium

Table B.5

Descriptive statistics of the primary financing mechanisms supporting DRM efforts in Palestine

statement	Mean	Standard Deviation	Percentage %	Level
How would you rate the importance of national budget allocations in supporting DRM efforts in Palestine?	6.21	1.55	62%	Medium
How would you rate the importance of international aid and grants in supporting DRM efforts in Palestine?	6.79	0.85	68%	Medium
How would you rate the importance of Private sector investments in supporting DRM efforts in Palestine?	5.21	1.03	52%	Low
How would you rate the importance of Insurance and Risk Transfer in supporting DRM efforts in Palestine?	5.55	0.96	56%	Low
How would you rate the importance of Community funds in supporting DRM efforts in Palestine?	4.21	0.72	42%	Low
Total average	5.60	0.68	56%	Low

Table B.6

Descriptive statistics of the effectiveness and suitability of primary financing mechanisms supporting DRM efforts in Palestine

statement	Mean	Standard Deviation	Percentage %	Level
How effective and suitable are national budget allocations as a financing mechanism?	1.68	1.25	34%	Low
How effective and suitable are international aid and grants as a financing mechanism?	2.45	1.12	49%	Low
How effective and suitable are Private sector investments as a financing mechanism?	1.74	0.94	35%	Low
How effective and suitable are Insurance and Risk Transfer as a financing mechanism?	1.94	1.01	39%	Low
How effective and suitable are Community funds as a financing mechanism?	1.60	0.83	32%	Low
Total average	1.88	0.84	38%	Low

Table B.7

Descriptive statistics of the key obstacles to enhancing DRM financing in Palestine

statement	Mean	Standard Deviation	Percentage %	Level
Limited availability of dedicated funding for DRM initiatives	7.06	1.05	71%	High
Over-reliance on international aid and grants, leading to unpredictability in funding	6.98	1.08	70%	High
Challenges in mobilizing private sector investment in DRM	6.19	0.80	62%	Medium
Insufficient budget allocation by the government for DRM activities	7.47	0.71	75%	High
Lack of innovative financing mechanisms tailored to DRM needs	6.53	0.72	65%	Medium
Total average	6.85	0.45	68%	Medium

Table B.8

Descriptive statistics of the actions that can be taken to enhance DRM financing to better support DRM efforts in Palestine

statement	Mean	Standard Deviation	Percentage %	Level
Increasing Government Budget Allocation: Advocate for a higher percentage of the national budget to be allocated specifically for DRM activities.	7.89	0.88	79%	High
Leveraging International Aid and Grants: Develop strategies to more effectively leverage international aid and grants, ensuring stable and predictable funding streams for DRM.	7.87	0.55	79%	High
Encouraging Private Sector Engagement: Create incentives for private sector investment in DRM, such as tax breaks or public-private partnerships.	7.23	0.64	72%	High
Implementing Innovative Financing Mechanisms: Explore and implement innovative financing mechanisms, like catastrophe bonds, insurance schemes, or crowdfunding for DRM projects.	6.85	0.56	69%	Medium
Strengthening Financial Planning and Management: Enhance the capacity for financial planning and management within DRM institutions to ensure efficient and effective use of available funds.	7.00	0.63	70%	High
Total average	7.37	0.43	74%	High

Table B.9

Descriptive statistics of the effectiveness of current efforts to raise DRM awareness and community engagement in Palestine

statement	Mean	Standard Deviation	Percentage %	Level
To what extent are DRR and resilience integrated into the education system?	1.83	1.45	37%	Low
To what extent are DRR and resilience integrated into the public awareness campaigns?	2.11	0.91	42%	Low
To what extent are DRR and resilience integrated into the social media outreach?	1.62	0.74	32%	Low
How effective are current efforts to raise DRM awareness among the Palestinian population?	1.74	0.68	35%	Low
How effectively can communities provide feedback on DRM policies and practices?	3.30	1.35	66%	Medium
Total average	2.12	0.60	42%	Low

Table B.10

Descriptive statistics of the main barriers preventing effective community engagement and awareness about DRM in Palestine

statement	Mean	Standard Deviation	Percentage %	Level
Lack of accessible and relevant DRM information for diverse community groups	6.83	1.12	68%	Medium
Insufficient inclusion of community voices in DRM planning and decision-making processes	6.62	0.95	66%	Medium
Cultural and linguistic differences that hinder effective communication of DRM concepts	5.38	1.01	54%	Low
Limited use of social media and other digital platforms for DRM awareness campaigns	5.62	1.04	56%	Low
Economic and social priorities that overshadow DRM concerns among communities	7.13	0.93	71%	High
Total average	6.31	0.56	63%	Medium

Table B.11

Descriptive statistics of the actions that can be taken to enhance the community engagement and awareness in DRM in Palestine

statement	Mean	Standard Deviation	Percentage %	Level
Developing Targeted Communication Strategies: Tailor DRM awareness campaigns to address the linguistic and cultural diversity of communities in Palestine.	7.28	0.88	73%	High
Involving Communities in DRM Planning: Establish mechanisms for meaningful community participation in DRM decision-making and planning processes.	7.15	0.73	72%	High
Utilizing Digital Platforms for Engagement: Leverage social media and digital platforms to disseminate DRM information and engage with wider audiences.	6.81	0.59	68%	Medium
Conducting Regular DRM Education and Training: Implement regular education and training sessions on DRM for communities, focusing on practical knowledge and actions.	7.11	0.70	71%	High
Creating Local DRM Champions: Identify and support local individuals or groups who can advocate for DRM and facilitate community engagement and awareness efforts	6.49	1.09	65%	Medium
Total average	6.97	0.43	70%	High

Table B.12

Descriptive statistics of the most critical priorities for action in achieving the goals and targets of the SFDRR

statement	Mean	Standard Deviation	Percentage %	Level
Understanding disaster risk.	7.98	0.78	80%	High
Strengthening disaster risk governance to manage disaster risk.	7.38	0.67	74%	High
Investing in DRR for resilience.	7.26	0.69	73%	High
Enhancing disaster preparedness for effective response and to "Build Back Better" in recovery, rehabilitation, and reconstruction.	7.45	0.90	75%	High
Total average	7.52	0.59	75%	High

Table B.13

Descriptive statistics of the key elements critical to the effectiveness of DRMG

statement	Mean	Standard Deviation	Percentage %	Level
Political Will	7.91	0.90	79%	High
Legal and Policy Framework	7.85	0.69	79%	High
Institutional Framework and Coordination arrangements	7.38	0.70	74%	High
Financing mechanisms supporting DRM efforts	7.32	0.51	73%	High
Public Awareness and Community Engagement	6.64	0.62	66%	Medium
Total average	7.42	0.50	74%	High

Table B.14

Descriptive statistics of the key obstacles currently affecting the overall enhancement of DRMG in Palestine

statement	Mean	Standard Deviation	Percentage %	Level
Lack of political will	7.55	1.07	76%	High
Gaps in the Legal and Policy Framework	7.32	0.73	73%	High
Weaknesses in Institutional Framework and Coordination	6.77	0.82	68%	Medium
Insufficiency of Financing Mechanisms Supporting DRM Efforts	7.06	0.67	71%	High
Limited Public Awareness and Community Engagement	6.32	0.49	63%	Medium
Total average	7.00	0.50	70%	High

Table B.15

Descriptive statistics of the actions that can be taken to improve DRMG in Palestine to better address the country's specific disaster risk challenges

statement	Mean	Standard Deviation	Percentage %	Level
Enhance Political Will for DRM	7.68	0.84	77%	High
Address Gaps in the Legal and Policy Framework	7.47	0.74	75%	High
Strengthen Institutional Framework and Coordination	7.43	0.58	74%	High
Improve Financing Mechanisms Supporting DRM Efforts	7.38	0.65	74%	High
Increase Public Awareness and Community Engagement	6.36	0.47	64%	Medium
Total average	7.26	0.40	73%	High

Table B.16

Descriptive statistics of the extent to which the attributes of responsiveness, accountability, transparency, efficiency, and inclusiveness manifest in DRM governance structures in developing countries

statement	Mean	Standard Deviation	Percentage %	Level
To what extent do the attributes of responsiveness manifest in DRM governance structures in developing countries?	2.72	1.10	54%	Low
To what extent do the attributes of accountability manifest in DRM governance structures in developing countries?	2.34	0.98	47%	Low
To what extent do the attributes of transparency manifest in DRM governance structures in developing countries?	2.47	1.14	49%	Low
To what extent do the attributes of efficiency manifest in DRM governance structures in developing countries?	2.55	0.78	51%	Low
To what extent do the attributes of inclusiveness manifest in DRM governance structures in developing countries?	2.32	0.98	46%	Low
Total average	2.48	0.80	50%	Low

Table B.17

Descriptive statistics of the extent to which international DRM practices are effectively adapted and implemented in the Palestinian context

statement	Mean	Standard Deviation	Percentage %	Level
Total average	2.52	0.88	50%	Low

Table B.18

Kolmogorov-Smirnov test for normality

Test	Test value	Significance	Result
Kolmogorov-Smirnov	1.30	0.169	Accept

Table B.19

Pearson correlation coefficient between enhanced political commitment to DRR and the integration of DRR and resilience strategies in the national policies of Palestine

	Pearson coefficient	P-Value
Enhanced political commitment to DRR and the integration of DRR and resilience strategies in the national policies of Palestine	.618	0.00

Table B.20

Pearson correlation coefficient between the strengthened DRM legal framework in Palestine and disaster risks and management capabilities

	Pearson coefficient	P-Value
The strengthened DRM legal framework in Palestine, disaster risks, and management capabilities	-0.850	0.00

Table B.21

Pearson correlation coefficient between effective coordination and a robust institutional framework and DRM outcomes in Palestine

	Pearson coefficient	P-Value
Effective coordination and a robust institutional framework and DRM outcomes in Palestine.	0.715	0.00

Table B.22

Pearson correlation coefficient between diversified and stable financing mechanisms and the sustainability of DRM efforts in Palestine

	Pearson coefficient	P-Value
Diversified and stable financing mechanisms and the sustainability of DRM efforts in Palestine	0.877	0.00

Table B.23

Pearson correlation coefficient between Increased public awareness and community engagement in DRM and the resilience of communities in Palestine.

	Pearson coefficient	P-Value
Increased public awareness and community engagement in DRM and the resilience of communities in Palestine	0.919	0.00

Table B.24

Pearson correlation coefficient between Global and regional DRM challenges and the efficiency of enhancing DRM governance in Palestine.

	Pearson coefficient	P-Value
Global and regional DRM challenges and the efficiency of enhancing DRM governance in Palestine	-0.366	0.01

Appendix C

Documents

Appendix C.1

Sfdrr PFA2 Activities

Priority 2: Strengthening disaster risk governance to manage disaster risk

26. Disaster risk governance at the national, regional and global levels is of great importance for an effective and efficient management of disaster risk. Clear vision, plans, competence, guidance and coordination within and across sectors, as well as participation of relevant stakeholders, are needed. Strengthening disaster risk governance for prevention, mitigation, preparedness, response, recovery and rehabilitation is therefore necessary and fosters collaboration and partnership across mechanisms and institutions for the implementation of instruments relevant to disaster risk reduction and sustainable development.

National and local levels

27. To achieve this, it is important:

(a) To mainstream and integrate disaster risk reduction within and across all sectors and review and promote the coherence and further development, as appropriate, of national and local frameworks of laws, regulations and public policies, which, by defining roles and responsibilities, guide the public and private sectors in: (i) addressing disaster risk in publically owned, managed or regulated services and infrastructures; (ii) promoting and providing incentives, as relevant, for actions by persons, households, communities and businesses; (iii) enhancing relevant mechanisms and initiatives for disaster risk transparency, which may include financial incentives, public awareness-raising and training initiatives, reporting requirements and legal and administrative measures; and (iv) putting in place coordination and organizational structures;

(b) To adopt and implement national and local disaster risk reduction strategies and plans, across different timescales, with targets, indicators and time frames, aimed at preventing the creation of risk, the reduction of existing risk and the strengthening of economic, social, health and environmental resilience;

(c) To carry out an assessment of the technical, financial and administrative disaster risk management capacity to deal with the identified risks at the local and national levels;

(d) To encourage the establishment of necessary mechanisms and incentives to ensure high levels of compliance with the existing safety-enhancing provisions of sectoral laws and regulations, including those addressing land use and urban planning, building codes, environmental and resource management and health and safety standards, and update them, where needed, to ensure an adequate focus on disaster risk management;

(e) To develop and strengthen, as appropriate, mechanisms to follow up, periodically assess and publicly report on progress on national and local plans; and promote public scrutiny and encourage institutional debates, including by parliamentarians and other relevant officials, on progress reports of local and national plans for disaster risk reduction;

(f) To assign, as appropriate, clear roles and tasks to community representatives within disaster risk management institutions and processes and decision-making through relevant legal frameworks, and undertake comprehensive public and community consultations during the development of such laws and regulations to support their implementation;

(g) To establish and strengthen government coordination forums composed of relevant stakeholders at the national and local levels, such as national and local platforms for disaster risk reduction, and a designated national focal point for implementing the Sendai Framework for Disaster Risk Reduction 2015-2030. It is necessary for such mechanisms to have a strong foundation in national institutional frameworks with clearly assigned responsibilities and authority to, inter alia, identify sectoral and multisectoral disaster risk, build awareness and knowledge of disaster risk through sharing and dissemination of non-sensitive disaster risk information and data, contribute to and coordinate reports on local and national disaster risk, coordinate public awareness campaigns on disaster risk, facilitate and support local multisectoral cooperation (e.g. among local governments) and contribute to the determination of and reporting on national and local disaster risk management plans and all policies relevant for disaster risk management. These responsibilities should be established through laws, regulations, standards and procedures;

(h) To empower local authorities, as appropriate, through regulatory and financial means to work and coordinate with civil society, communities and indigenous peoples and migrants in disaster risk management at the local level;

(i) To encourage parliamentarians to support the implementation of disaster risk reduction by developing new or amending relevant legislation and setting budget allocations;

(j) To promote the development of quality standards, such as certifications and awards for disaster risk management, with the participation of the private sector, civil society, professional associations, scientific organizations and the United Nations;

(k) To formulate public policies, where applicable, aimed at addressing the issues of prevention or relocation, where possible, of human settlements in disaster risk-prone zones, subject to national law and legal systems.

Global and regional levels

28. To achieve this, it is important:

(a) To guide action at the regional level through agreed regional and subregional strategies and mechanisms for cooperation for disaster risk reduction, as appropriate, in the light of the present Framework, in order to foster more efficient planning, create common information systems and exchange good practices and programmes for cooperation and capacity development, in particular to address common and transboundary disaster risks;

(b) To foster collaboration across global and regional mechanisms and institutions for the implementation and coherence of instruments and tools relevant to disaster risk reduction, such as for climate change, biodiversity, sustainable development, poverty eradication, environment, agriculture, health, food and nutrition and others, as appropriate;

(c) To actively engage in the Global Platform for Disaster Risk Reduction, the regional and subregional platforms for disaster risk reduction and the thematic platforms in order to forge partnerships, periodically assess progress on implementation and share practice and knowledge on disaster risk-informed policies, programmes and investments, including on development and climate issues, as appropriate, as well as to promote the integration of disaster risk management in other relevant sectors. Regional intergovernmental organizations should play an important role in the regional platforms for disaster risk reduction;

(d) To promote transboundary cooperation to enable policy and planning for the implementation of ecosystem-based approaches with regard to shared resources, such as within river basins and along coastlines, to build resilience and reduce disaster risk, including epidemic and displacement risk;

(e) To promote mutual learning and exchange of good practices and information through, inter alia, voluntary and self-initiated peer reviews among interested States;

(f) To promote the strengthening of, as appropriate, international voluntary mechanisms for monitoring and assessment of disaster risks, including relevant data and information, benefiting from the experience of the Hyogo Framework for Action Monitor. Such mechanisms may promote the exchange of non-sensitive information on disaster risks to the relevant national Government bodies and stakeholders in the interest of sustainable social and economic development.

Appendix C.2

Actions Outlined Under Essential One "Organize for Resilience"

Appendix: Actions Outlined Under Essential 1, "Organize for Resilience", for Strengthening Local Resilience

Establish and strengthen the local level institutional and coordination capacity

- Establish a single point of coordination in the city, accepted by all stakeholders;
- Exercise strong leadership and commitment at the highest elected level within the city authority, such as the Mayor;
- Ensure that all departments understand the importance of disaster risk reduction for achieving objectives of respective department's policies and programs and identify measures to reduce disaster risk within their roles and responsibilities; and that they have a framework within which to collaborate as required.

Build alliances and networks

- Engage and build alliances with all relevant stakeholder groups including government at all levels, such as national, state, city, parish or other subdivision, neighbouring cities or countries when applicable, civil society, community organizations and the private sector;
- Engage and learn from other city networks and initiatives, for example taking part in city to city learning programmes, promoting climate change and resilience initiatives, etc.

Form a legislative framework and action mechanisms for resilience

- Establish necessary strategies, acts, laws, codes or integrate resilience qualities into existing policies aimed at preventing the creation of risk and reduction of existing risk;
- Create policies to gather and manage data for sharing amongst all stakeholders and citizens, ensuring that all city government discussions routinely capture resilience implications, that the resilience implications of policies and standards in use are also assessed, and that action is taken upon these as needed;
- Put in place reporting mechanisms that capture key information about resilience and promote transparency, accountability and improved data capture over time (e.g. consider use of UNDRR tools LGSAT and City Resilience Scorecard).

Appendix C.3

A Decree of the Council of Ministries

STATE OF PALESTINE
COUNCIL OF MINISTERS
CABINET SECRETARIAT

دولـــة فلسطـــــين
مجلس الوزراء
الأمانة العامة

الإشارة (أ.ع.م.و/2017/ 768)

16 أذار 2017م

معالي الأخوة والأخوات أعضاء اللجنة الوطنية لإدارة مخاطر الكوارث حفظهم الله

الموضوع: تشكيل اللجنة الوطنية لإدارة مخاطر الكوارث

تحية طيبة وبعد،،،

تهديكم الأمانة العامة لمجلس الوزراء أطيب تحياتها، وتعلمكم بقرار مجلس الوزراء الصادر في جلسته الأسبوعية رقم (17/143) بتاريخ 2017/03/14م، بشأن تشكيل اللجنة الوطنية لإدارة مخاطر الكوارث برئاسة رئيس الوزراء وعضوية رؤساء الدوائر الحكومية ذات العلاقة، والمحافظين، والمؤسسات المساندة لعمليات الاستجابة، وممثلين عن القطاعين الخاص والأهلي.

نرجو التكرم باتخاذ الإجراءات اللازمة لتنفيذ القرار.

وتفضلوا بقبول فائق الاحترام والتقدير،،،

صـــلاح عليـــان

أمين عام مجلس الوزراء

دولة فلسطين
رئاسة الوزراء/الأمانة العامة
Council of Ministers / Cabinet Secretariat
State of Palestine

مرفق: القرار المذكور.

الشؤون القانونية/ دائرة القرارات

دولـــة فلسطيـــن

مجلس الوزراء

قرار مجلس الوزراء رقم (03/17/143/م.و/ر.ح) لعام 2017م

تشكيل اللجنة الوطنية لإدارة مخاطر الكوارث

بناءً على الصلاحيات المخولة لنا قانوناً

وبناءً على مقتضيات المصلحة العامة

وبعد الاطلاع على القانون الأساسي المعدل لسنة 2003 وتعديلاته؛

وعلى قانون الدفاع المدني رقم (3) لسنة 1998 وتعديلاته؛

وعلى قرار مجلس الوزراء رقم (17/142/16/م.و/ر.ح) لعام 2017م؛

قرر مجلس الوزراء في جلسته المنعقدة في مدينة رام الله بتاريخ (2017/03/14م) ما يلي:

المادة الأولى

تشكيل اللجنة الوطنية لإدارة مخاطر الكوارث برئاسة رئيس الوزراء وعضوية رؤساء الدوائر الحكومية ذات العلاقة، والمحافظين، والمؤسسات المساندة لعمليات الاستجابة، وممثلين عن القطاعين الخاص والأهلي، "المرفقة بهذا القرار".

المادة الثانية

ينبثق عن اللجنة الوطنية فريق فني لإدارة مخاطر الكوارث، بقرار من رئيس اللجنة الوطنية.

المادة الثالثة

تلغى المادتان الثانية والثالثة من قرار مجلس الوزراء رقم (17/142/16/م.و/ر.ح) لعام 2017م.

المادة الرابعة

على الجهات المختصة تنفيذ أحكام هذا القرار كل فيما يخصه، ويعمل به من تاريخ صدوره.

صدر في مدينـة رام الله بتاريخ 2017/03/14م.

رامي حمد الله

رئيس الوزراء

دولـــة فلسطيـــن

مجلس الوزراء

تابع لقرار مجلس الوزراء رقم (17/143/03/م.و/ر.ح) لعام 2017م

تشكيل اللجنة الوطنية لإدارة مخاطر الكوارث

برئاسة دولة رئيس الوزراء

وعضوية كل من:

رقم	الأعضاء	رقم	الأعضاء
.1	المحافظون	.24	أمين عام لمجلس الوزراء
.2	رئيس ديوان الرئاسة	.25	رئيس الهيئة العامة للشؤون المدنية
.3	وزير الداخلية	.26	رئيس هيئة شؤون المنظمات الأهلية
.4	وزير المالية والتخطيط	.27	رئيس سلطة النقد الفلسطينية
.5	وزير الشؤون الخارجية	.28	رئيس سلطة الطاقة والموارد الطبيعية
.6	وزير العدل	.29	رئيس سلطة جودة البيئة
.7	وزير التربية والتعليم العالي	.30	رئيس سلطة المياه
.8	وزير الصحة	.31	رئيس الجهاز المركزي للإحصاء الفلسطيني
.9	وزير الحكم المحلي	.32	رئيس صندوق درء المخاطر والتأمينات الزراعية
.10	وزير الأشغال العامة والإسكان	.33	رئيس المكتب التنفيذي للاجئين
.11	وزير التنمية الاجتماعية	.34	مدير عام المديرية العامة للدفاع المدني
.12	وزير العمل	.35	رئيس الاتحاد العام للمجالس البلدية
.13	وزير الاقتصاد الوطني	.36	رئيس مكتب الارتباط العسكري
.14	وزير السياحة والآثار	.37	رئيس الهلال الأحمر الفلسطيني
.15	وزير الأوقاف والشؤون الدينية	.38	مدير مديرية الأرصاد الجوية
.16	وزير النقل والمواصلات	.39	رئيس مركز علوم الأرض وهندسة الزلازل
.17	وزير الاتصالات وتكنولوجيا المعلومات	.40	ممثل عن القطاع الأكاديمي
.18	وزير شؤون المرأة	.41	ممثل عن القطاع الأهلي
.19	وزير شؤون القدس	.42	ممثل عن القطاع الخاص
.20	وزير الزراعة	.43	رئيس المركز الوطني لإدارة مخاطر الكوارث
.21	وزير الثقافة		

The State of Palestine

The Ministries Council

Decision # (03/143/17) for 2017

The Formation of the National Committee for Disaster Risk Management

By the authorities granted for us legally
And Taking in consideration public interest

After reviewing the Basic Law and its amendments for 2003
And the civil defense law (3) and its amendments for 1998
And the Ministries Council Decision # (16/142/17) for 2017

The council has decided, in its session held in Ramallah on 14 March 2017, the following:

Article (1)

The formation of the National committee for Disaster Risk Management, headed by the Prime Minister and with members from all related governmental departments and governors, organizations supporting the response operations, and representatives from both public and private sectors "see attached".

Article (2)

A technical team for Disaster Risk Management emerges from the National Committee, based on a decision of the Head of National Committee.

Article (3)

Articles (2) and (3) of Decision # (16/142/17) for 2017, are cancelled

Article (4)

All related and concerned parties shall execute this decision in all aspects from its issuance date

Issued in Ramallah 14 March 2017

Dr. Rami Hamdallah

Prime Minister

Appendix C.4

DRM Coordination Structure in Palestine

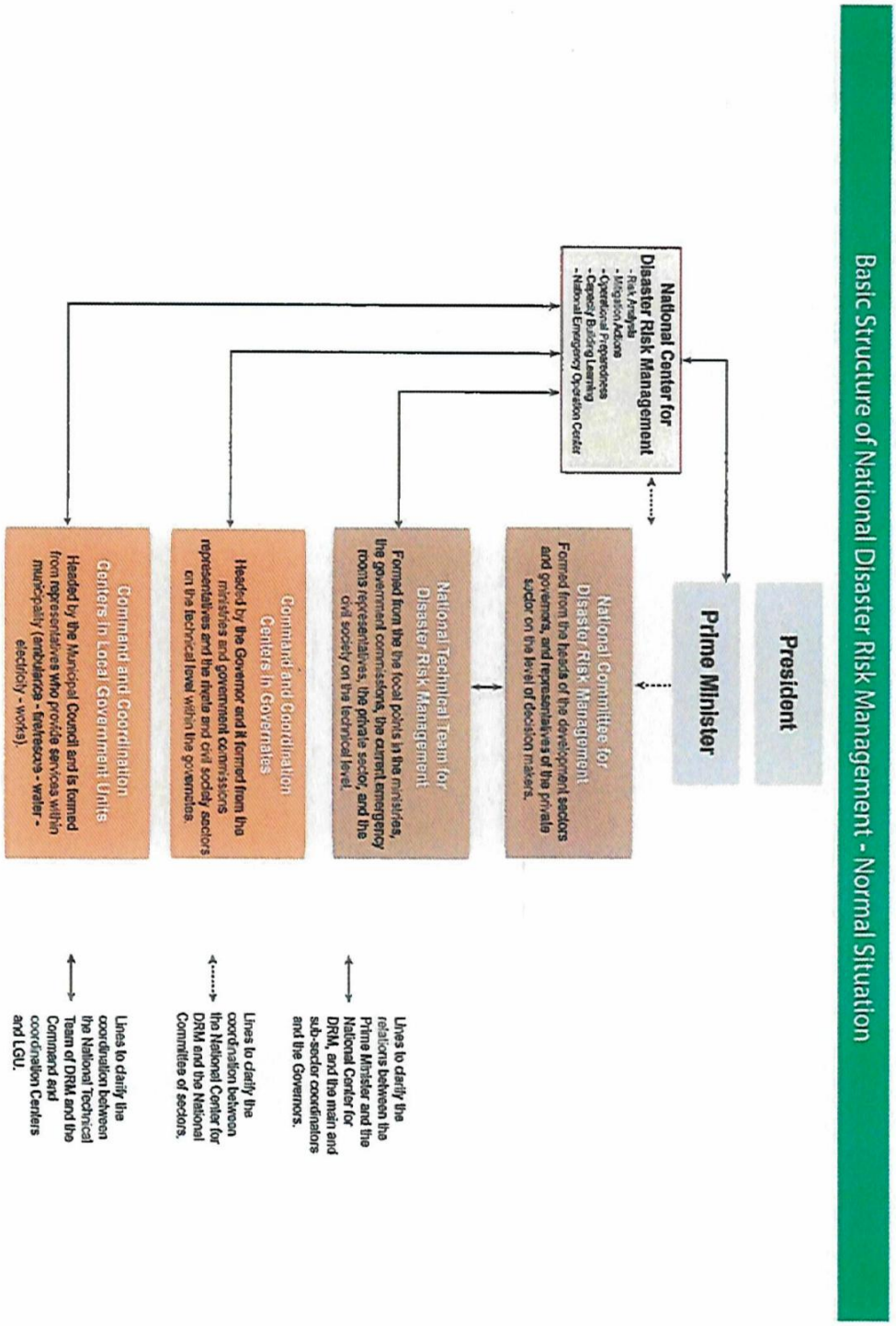

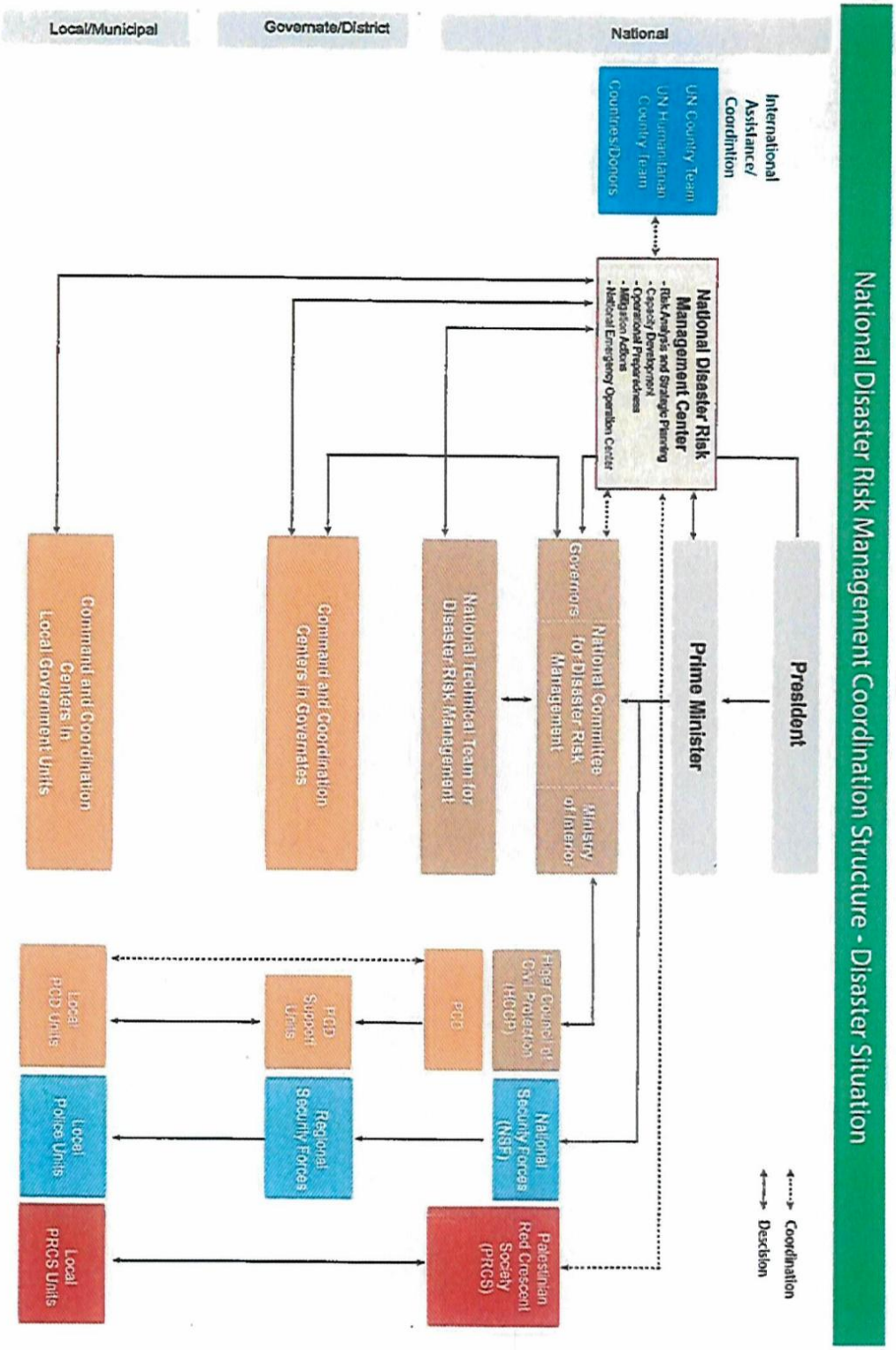
National Disaster Risk Management Coordination Structure - Disaster Situation
Local/Municipal
Governate/District
National
International Assistance/ Coordinition
UN Country Team
UN Humanitarian Country Team
Countries/Donors
National Disaster Risk Management Center
- Risk Analysis and Strategic Planning
- Capacity Development
- Operational Preparedness
- Mitigation Actions
- National Emergency Operation Center
President
Prime Minister
Coordination
Desclsion
Governors
National Committee for Disaster Risk Management
Ministry of Interior
National Technical Team for Disaster Risk Management
Command and Coordination Centers in Governates
Command and Coordination Centers in Local Government Units
Higer Council of Civil Protection (HCCP)
National Security Forces (NSF)
Palestinian Red Crescent Society (PRCS)
PCD
PCD Support Units
Regional Security Forces
Local PCD Units
Local Police Units
Local PRCS Units

Appendix C.5

The Study Questionnaire

Section One: Introduction

Dear Sir/Madam,

Greetings,
The researcher is conducting a study entitled "Key Challenges for Strengthening Disaster Risk Management Governance in Palestine" as part of their Master's degree requirements in Disaster Risk Management (DRM) at An-Najah National University. We invite you to participate in this questionnaire, aiming for accurate and scientific responses to all questions. Your input is vital for obtaining reliable results that can be generalized. Please be assured that all responses will be treated with the utmost confidentiality, used solely for research purposes, and handled anonymously in the study's findings to ensure privacy and non-attribution.

This questionnaire is designed to explore the multifaceted challenges and opportunities within Disaster Risk Management Governance (DRMG) in Palestine. This survey is instrumental in aligning our national strategies with the Sendai Framework for Disaster Risk Reduction (SFDRR) 2015-2030, which emphasizes understanding disaster risk, strengthening disaster risk governance, investing in disaster reduction for resilience, and enhancing disaster preparedness for effective response.

Each section of this questionnaire has been meticulously crafted to reflect on the Sendai Framework's priorities for actions (SF PFA). It aims to shed light on how elements such as institutional frameworks, the legal framework, financing mechanisms, public Awareness, and community engagement are not only contributory but essential for the effective governance of DRM and DRR. By providing your insights, you are contributing to a critical evaluation of our current capabilities and identifying strategic areas for enhancement in line with international standards and best practices. This study is a step towards fostering a resilient society in Palestine, capable of mitigating risks and efficiently managing disasters in a way that safeguards development gains, protects the vulnerable, and ensures a sustainable future for all.

To enhance the clarity and relevance of your responses, we have provided definitions for the response options to key questions within this questionnaire (*Attached to the question: See response Options Definitions/ attached).

Your cooperation and insights are highly valued and play a crucial role in shaping our path forward. We thank you in advance for your valuable contribution to this important endeavor.

The Researcher, Shatha AlQasrawi

Section Two: Demographic Information

v1. Position in Organization*:

v2. Organization*:

v3. Years of Experience in DRM or Related Fields*:

v4. Specific Area of Expertise within DRM*: (Checkboxes)

1- Assessment and Analysis

2- Planning and Preparedness

3- Response

4- Recovery and Reconstruction

5- Awareness and Education

6- International Cooperation and Partnerships

7- Other

v5. Gender*: (Multiple choice)

1- Male

2- Female

v6. Educational Qualification*: (Multiple choice)

1- Diploma

2- Bachelor's

3- Postgraduate

4- Other

v7. Age:

v8. Sector*: (Multiple choice)

1- Government/Public Sector

2- NGO

3- Private Sector

4- Academia

5- other

Section Three: Questions

Aspect One: Political Will

q3.1.1. How would you rate the political commitment to DRR in Palestine? * (Multiple choice)

1- Very low

2- Low

3- Moderate

4- High

5- Very high

q3.1.2. How would you rate the integration of DRR and resilience in the country's political agenda? * (Multiple choice)

1- Very low

2- Low

3- Moderate

4- High

5- Very high

q3.1.3. What are the key obstacles to integrating DRR into the political agenda of Palestine? * (Multiple choice Grid)

Below are some obstacles. Please assign a weight from 10 to these obstacles, where 10 is the most important obstacle and 0 is the least important. (Do not repeat the same weight for more than one option)

q3.1.3.1 Political instability and ongoing conflict

q3.1.3.2 Economic constraints and competing budgetary priorities

q3.1.3.3 Lack of awareness or understanding of DRR benefits among policymakers

q3.1.3.4 Fragmented governance structures and coordination challenges

q3.1.3.5 International relations and dependence on foreign aid

q3.1.3.6 Feel free to add any additional obstacles you perceive to integrating DRR into the political agenda of Palestine. (assign a weight for each)

q3.1.4. What actions can be taken to enhance political commitment to DRM in Palestine? * (Multiple choice Grid)

Below are some recommendations for potential actions. Please assign a weight from 10 to these actions, where 10 is the most important action and 0 is the least important. (Do not repeat the same weight for more than one option)

q3.1.4.1 Strengthening Advocacy and Awareness Among Politicians: Conduct targeted awareness campaigns to educate political leaders about the importance and benefits of DRR, using case studies and success stories from other regions.

q3.1.4.2 Incorporating DRR into National Development Planning: Integrate DRR strategies into broader national development plans and policies to ensure a holistic approach to resilience.

q3.1.4.3 Establishing a Dedicated DRR Agency: Create a central agency responsible for DRR initiatives, ensuring clear leadership and accountability.

q3.1.4.4 Enhancing International Cooperation: Leverage international partnerships to gain technical and financial support for DRR, while aligning with global frameworks like the Sendai Framework for Disaster Risk Reduction.

q3.1.4.5 Promoting Public-Private Partnerships: Encourage partnerships with the private sector to mobilize resources and innovation for DRR projects.

q3.1.4.6 Legislative Reforms for DRR Incentives: Introduce laws that provide incentives for investments in DRR, such as tax breaks or subsidies for businesses and communities that implement resilience measures.

q3.1.4.6 Feel free to add any additional actions you believe could be necessary to enhance political commitment to DRM in Palestine (assign a weight for each)

Aspect Two: Legal and Policy Framework

q3.2.1. To what extent is there a dedicated legal and policy framework for DRM in Palestine that specifically prioritizes DRR, tailored to the country's context? * (Multiple choice)

If the legal and policy framework for DRM in Palestine is fully established, partially established, in development, or limited, please proceed to answer questions (a - j). If such a framework is non-existent, skip directly to question (q3.2.2)

1- Non-existent

2- Limited

3- In development

4- Partially established

5- Fully established and operational

q3.2.1.a To what extent does the legal framework clearly define roles and responsibilities for DRR across all relevant institutions and from the national to the local level? (Multiple choice)

1- Not defined

2- Vaguely defined

3- Defined but not effectively operational

4- Partially defined

5- Fully defined and operational

q3.2.1.b How are DRR resources budgeted according to the law? (Multiple choice)

1- No provisions for DRR budgeting

2- Not clearly budgeted

3- Mentioned but without specific allocations

4- Partially and conditionally budgeted

5- Explicitly and adequately budgeted

q3.2.1.c How comprehensive are the law's guidelines for conducting risk assessments and integrating risk information into development processes? (Multiple choice)

1- Non-existent

2- Minimal

3- Moderately comprehensive

4- Considerably comprehensive

5- Comprehensive

q3.2.1.d How does the law establish procedures and responsibilities for early warning systems? (Multiple choice)

1- Not addressed

2- Vaguely mentioned

3- Outlined but lacking detail

4- Partially established with some gaps

5- Clearly and comprehensively established

q3.2.1.e Is there a legal requirement for DRR education, training, and awareness-raising activities? (Multiple choice)

1- No requirement

2- Vaguely addressed

3- Mentioned but not enforced

4- Requirement for some sectors/levels

5- Mandatory and comprehensive requirement

q3.2.1.f Does the law ensure engagement of all relevant stakeholders in DRR decisions and activities? (Multiple choice)

1- Does not ensure engagement

2- Vaguely acknowledges stakeholder engagement

3- Suggests but does not mandate involvement

4- Partially ensures with some roles defined

5- Fully ensures with detailed roles

q3.2.1.g To what extent does the law incorporate gender considerations and address the needs of vulnerable groups? (Multiple choice)

1- Does not address these considerations

2- Vaguely mentions without clear plans

3- Acknowledges needs without specific measures

4- Addresses these needs to a certain extent

5- Fully and specifically addresses these needs

q3.2.1.h Are there mechanisms within the law to ensure responsibilities are fulfilled? (Multiple choice)

1- No mechanisms for enforcement

2- Vaguely defined mechanisms

3- Basic mechanisms without strict enforcement

4- Some mechanisms, but inconsistently applied

5- Strong enforcement mechanisms in place

q3.2.1.i To what extent is it aligned with international standards? (Multiple choice)

1- Not Aligned

2- Minimal Alignment

3- Limited Alignment

4- Partially Aligned

5- Fully Aligned

q3.2.1.j How would you rate the overall DRM legal and policy framework in Palestine? (Multiple choice)

1- Very Weak

2- Weak

3- Moderate

4- Substantial

5- Comprehensive

q3.2.2. To what extent do country's sectoral statutory instruments, such as legislations, laws, bylaws, regulations, polices, and codes incorporate provisions that consider reducing existing risks and preventing the emergence of new risks? * (Multiple choice)

1- Not Integrated

2- Minimal Integration

3- Limited Integration

4- Partially Integrated

5- Fully Integrated

q3.2.3. What are the key obstacles to enhancing DRM legal and policy framework in Palestine? * (Multiple choice Grid)

Below are some obstacles. Please assign a weight from 10 to these obstacles, where 10 is the most important obstacle and 0 is the least important. (Do not repeat the same weight for more than one option)

q3.2.3.1 Insufficient legal clarity and coherence in existing DRM legislation

q3.2.3.2 Lack of enforcement mechanisms for DRM policies

q3.2.3.3 Limited stakeholder engagement in the legal and policy development process

q3.2.3.4 Inadequate alignment with international DRM standards and frameworks

q3.2.3.5 Political and administrative fragmentation impacting cohesive policy implementation

q3.2.3.6 Feel free to add any additional obstacles you perceive to enhancing DRM legal and policy framework in Palestine. (assign a weight to each)

q3.2.4. What actions can be taken to improve DRM legal and policy framework in Palestine? * (Multiple choice Grid)

Below are some recommendations for potential actions. Please assign a weight from 10 to these actions, where 10 is the most important action and 0 is the least important. (Do not repeat the same weight for more than one option)

q3.2.4.1 Revising and Consolidating DRM Legislation: Undertake a comprehensive review and consolidation of existing DRM laws to ensure clarity, coherence, and alignment with international standards.

q3.2.4.2 Strengthening Legal Enforcement Mechanisms: Develop and implement robust mechanisms for enforcing DRM policies, including clear guidelines and penalties for non-compliance.

q3.2.4.3 Enhancing Stakeholder Participation: Facilitate broader engagement of all relevant stakeholders, including local communities, NGOs, and the private sector, in the development and review of DRM policies and legislation.

q3.2.4.4 Capacity Building for Policymakers and Legal Experts: Provide targeted training and capacity-building programs for policymakers, legal experts, and other key stakeholders involved in DRM to ensure effective policy formulation and implementation.

q3.2.4.5 Establishing a Legal Advisory Body for DRM: Create a specialized advisory body tasked with continuously reviewing and recommending improvements to the DRM legal and policy framework.

q3.2.4.6 Feel free to add any additional actions you believe could be necessary to improve DRM legal and policy framework in Palestine. (assign a weight for each)

Aspect Three: Institutional Framework and Coordination arrangements

q3.3.1. To what extent are roles and responsibilities for DRR are defined across all relevant institutions, from the national to the local level? * (Multiple choice)

1- Not Defined

2- Poorly Defined with Significant Gaps

3- Partially Defined with Notable Gaps

4- Mostly Defined with Minor Gaps

5- Clearly and Comprehensively Defined

q3.3.2. How would you rate each of the following DRM institutional structures established in the PA system by a Decree of the Council of Ministries in 2017: * (Multiple choice)

q3.3.2.a The National Standing Committee on DRM (NSCDRM)

1- Very Weak

2- Weak

3- Moderate

4- Substantial

5- Comprehensive

q3.3.2.b National Technical Team (NTT) (Multiple choice)

1- Very Weak

2- Weak

3- Moderate

4- Substantial

5- Comprehensive

q3.3.2.c National Disaster Risk Management Center (NDRMC) (Multiple choice)

1- Very Weak

2- Weak

3- Moderate

4- Substantial

5- Comprehensive

q3.3.3. How would you rate the overall current DRM institutional framework and Coordination arrangements in Palestine? * (Multiple choice)

1- Very Weak

2- Weak

3- Moderate

4- Substantial

5- Comprehensive

q3.3.4. To what extent is there effective coordination among different stakeholders in DRM planning and implementation? * (Multiple choice)

1- Ineffective

2- Minimally effective

3- Moderately effective

4- Effective

5- Highly effective

q3.3.4. To what extent is there effective coordination mechanisms for stakeholder engagement in DRM planning and decision-making in Palestine? * (Multiple choice)

1- Ineffective

2- Minimally effective

3- Moderately effective

4- Effective

5- Highly effective

q3.3.6. How would you rate the current state of capacity building and training for DRM among relevant stakeholders in Palestine? * (Multiple choice)

1- Not developed

2- Minimally Developed

3- Moderately Developed

4- Substantially Developed

5- Highly Developed

q3.3.7. What are the key obstacles to enhancing DRM institutional framework and Coordination arrangements in Palestine? * (Multiple choice grid)

Below are some obstacles. Please assign a weight from 10 to these obstacles, where 10 is the most important obstacle and 0 is the least important. (Do not repeat the same weight for more than one option)

q3.3.7.1 Fragmented institutional responsibilities and unclear roles among DRM agencies

q3.3.7.2 Lack of standardized protocols for inter-agency communication and collaboration

q3.3.7.3 Inadequate resources and capacity within institutions tasked with DRM

q3.3.7.4 Resistance to change or integration within and between institutions

q3.3.7.5 Insufficient mechanisms for engaging non-governmental and community stakeholders in DRM processes

q3.3.7.6 Feel free to add any additional obstacles you perceive to enhancing DRM institutional framework and Coordination arrangements in Palestine. (assign each a weight)

q3.3.8. How DRM institutional framework and Coordination arrangements can be enhanced in Palestine? * (Multiple choice grid)

Below are some recommendations for potential actions. Please assign a weight from 10 to these actions, where 10 is the most important action and 0 is the least important. (Do not repeat the same weight for more than one option)

q3.3.8.1 Clarifying and Streamlining Institutional Roles: Define clear and streamlined roles and responsibilities for all agencies involved in DRM to reduce overlap and ensure efficient response.

q3.3.8.2 Establishing Standardized Coordination Protocols: Develop and implement standardized protocols for inter-agency communication and collaboration during DRM planning and response.

q3.3.8.3 Strengthening Institutional Capacity: Invest in capacity building for institutions involved in DRM, including training, resources, and infrastructure to enhance their operational effectiveness.

q3.3.8.4 Fostering a Culture of Integration and Collaboration: Promote a culture of integration and collaboration within and between DRM institutions, encouraging shared goals and mutual support.

q3.3.8.5 Expanding Stakeholder Engagement Mechanisms: Create or enhance mechanisms for regular engagement of non-governmental organizations, the private sector, and community representatives in DRM decision-making processes.

q3.3.8.6 Feel free to add any additional actions you believe could be necessary to enhance DRM institutional framework and Coordination arrangements in Palestine. (assign a weight for each)

Aspect Four: Financing mechanisms supporting DRM efforts

q3.4.1 Below are some financing mechanisms supporting DRM efforts in Palestine*.

Please assign a weight from 10 to these financing mechanisms, where 10 is the most important financing mechanism and 0 is the least important in Palestine. (Do not repeat the same weight for more than one option)

q3.4.1.1 National budget allocations

q3.4.1.2 International aid and grants

q3.4.1.3 Private sector investments

q3.4.1.4 Insurance and Risk Transfer

q3.4.1.5 Community funds

q3.4.1.6 Feel free to add any other Financing mechanisms supporting DRM efforts in Palestine. (assign a weight for each)

q3.4.2. Please rate the effectiveness and suitability of each financing mechanism *

q3.4.2.a national budget allocations

1- Not Effective and Not Suitable

2- Slightly Effective and Suitable

3- Moderately Effective and Suitable

4- Somewhat Effective and Suitable

5- Highly Effective and Suitable

q3.4.2.b international aid and grants

1- Not Effective and Not Suitable

2- Slightly Effective and Suitable

3- Moderately Effective and Suitable

4- Somewhat Effective and Suitable

5- Highly Effective and Suitable

q3.4.2.c Private sector investments

1- Not Effective and Not Suitable

2- Slightly Effective and Suitable

3- Moderately Effective and Suitable

4- Somewhat Effective and Suitable

5- Highly Effective and Suitable

q3.4.2.d Insurance and Risk Transfer

1- Not Effective and Not Suitable

2- Slightly Effective and Suitable

3- Moderately Effective and Suitable

4- Somewhat Effective and Suitable

5- Highly Effective and Suitable

q3.4.2.e Community funds

1- Not Effective and Not Suitable

2- Slightly Effective and Suitable

3- Moderately Effective and Suitable

4- Somewhat Effective and Suitable

5- Highly Effective and Suitable

q3.4.3. How would you rate the adequacy of the overall financing mechanisms and resources currently allocated and utilized for supporting DRM efforts in Palestine? *

1- Highly Inadequate

2- Inadequate

3- Moderately Adequate

4- Adequate

5- Highly Adequate

q3.4.4 What are the key obstacles to enhancing DRM Financing in Palestine? *

Below are some obstacles. Please assign a weight from 10 to these obstacles, where 10 is the most important obstacle and 0 is the least important. (Do not repeat the same weight for more than one option)

q3.4.4.1Limited availability of dedicated funding for DRM initiatives

q3.4.4.2Over-reliance on international aid and grants, leading to unpredictability in funding

q3.4.4.3 Challenges in mobilizing private sector investment in DRM

q3.4.4.4 Insufficient budget allocation by the government for DRM activities

q3.4.4.5 Lack of innovative financing mechanisms tailored to DRM needs

q3.4.4.6 Feel free to add any additional obstacles you perceive to enhancing DRM Financing in Palestine. (assign a weight for each)

q3.4.5. How DRM Financing can be enhanced in Palestine? *

Below are some recommendations for potential actions. Please assign a weight from 10 to these actions, where 10 is the most important action and 0 is the least important. (Do not repeat the same weight for more than one option)

q3.4.5.1 Increasing Government Budget Allocation: Advocate for a higher percentage of the national budget to be allocated specifically for DRM activities.

q3.4.5.2 Leveraging International Aid and Grants: Develop strategies to more effectively leverage international aid and grants, ensuring stable and predictable funding streams for DRM.

q3.4.5.3 Encouraging Private Sector Engagement: Create incentives for private sector investment in DRM, such as tax breaks or public-private partnerships.

q3.4.5.4 Implementing Innovative Financing Mechanisms: Explore and implement innovative financing mechanisms, like catastrophe bonds, insurance schemes, or crowdfunding for DRM projects.

q3.4.5.5 Strengthening Financial Planning and Management: Enhance the capacity for financial planning and management within DRM institutions to ensure efficient and effective use of available funds.

q3.4.5.6 Feel free to add any additional actions you believe could be necessary to enhance DRM financing in Palestine. (assign a weight for each)

Aspect Five: Public Awareness and Community Engagement

q3.5.1. To what extent are DRR and resilience integrated into the education system? *

1- Not Integrated

2- Minimally Integrated

3- Moderately Integrated

4- Substantially Integrated

5- Fully Integrated

q3.5.2. To what extent are DRR and resilience integrated into the public awareness campaigns? *

1- Not Integrated

2- Minimally Integrated

3- Moderately Integrated

4- Substantially Integrated

5- Fully Integrated

q3.5.3. To what extent are DRR and resilience integrated into the social media outreach? *

1- Not Integrated

2- Minimally Integrated

3- Moderately Integrated

4- Substantially Integrated

5- Fully Integrated

q3.5.4. How effective are current efforts to raise DRM awareness among the Palestinian population? *

1- Ineffective

2- Minimally Effective

3- Moderately Effective

4- Effective

5- Highly Effective

q3.5.5. How effectively can communities provide feedback on DRM policies and practices? *

1- Not enabled, with no established mechanisms for community feedback

2- Rarely enabled, with unclear and seldom-used mechanisms

3- Available but not effectively facilitated, with few and informal channels

4- Partially enabled, with some mechanisms but limited in reach or scope

5- Broadly and systematically enabled, with clear mechanisms and regular opportunities

q3.5.6. What are the main barriers preventing effective community engagement and awareness about DRM in Palestine? *

Below are some obstacles. Please assign a weight from 10 to these obstacles, where 10 is the most important obstacle and 0 is the least important. (Do not repeat the same weight for more than one option)

q3.5.6.1 Lack of accessible and relevant DRM information for diverse community groups

q3.5.6.2 Insufficient inclusion of community voices in DRM planning and decision-making processes

q3.5.6.3 Cultural and linguistic differences that hinder effective communication of DRM concepts

q3.5.6.4 Limited use of social media and other digital platforms for DRM awareness campaigns

q3.5.6.5 Economic and social priorities that overshadow DRM concerns among communities

q3.5.6.6 Feel free to add any additional obstacles you perceive to enhancing community engagement and awareness about DRM in Palestine. (assign a weight for each)

q3.5.7. How Community Engagement and Awareness in DRM can be enhanced in Palestine? *

Below are some recommendations for potential actions. Please assign a weight from 10 to these actions, where 10 is the most important action and 0 is the least important. (Do not repeat the same weight for more than one option)

q3.5.7.1 Developing Targeted Communication Strategies: Tailor DRM awareness campaigns to address the linguistic and cultural diversity of communities in Palestine.

q3.5.7.2 Involving Communities in DRM Planning: Establish mechanisms for meaningful community participation in DRM decision-making and planning processes.

q3.5.7.3 Utilizing Digital Platforms for Engagement: Leverage social media and digital platforms to disseminate DRM information and engage with wider audiences.

q3.5.7.4 Conducting Regular DRM Education and Training: Implement regular education and training sessions on DRM for communities, focusing on practical knowledge and actions.

q3.5.7.5 Creating Local DRM Champions: Identify and support local individuals or groups who can advocate for DRM and facilitate community engagement and awareness efforts

q3.5.7.6 Feel free to add any additional actions you believe could be necessary to enhance Community Engagement and Awareness in DRM in Palestine. (assign weight for each)

Aspect Six: General

q3.6.1. Rank the following SFDRR Priorities for Actions (PFAs) in order of their importance in achieving SFDRR goals and targets. *

Please assign a weight from 10 to these PFAs, where 10 is the most important PFA and 0 is the least important. (Do not repeat the same weight for more than one option)

q3.6.1.1 Understanding disaster risk (PFA 1)

q3.6.1.2 Strengthening disaster risk governance to manage disaster risk (PFA 2)

q3.6.1.3 Investing in DRR for resilience (PFA 3)

q3.6.1.4 Enhancing disaster preparedness for effective response and to "Build Back Better" in recovery, rehabilitation, and reconstruction (PFA 4)

q3.6.2. Rank the following elements in order of their association with Disaster Risk Management Governance (DRMG). *

Please assign a weight from 10 to these elements, where 10 is the most important element and 0 is the least important. (Do not repeat the same weight for more than one option)

q3.6.2.1 Political Will

q3.6.2.2 Legal and Policy Framework

q3.6.2.3 Institutional Framework and Coordination arrangements

q3.6.2.4 Financing mechanisms supporting DRM efforts

q3.6.2.5 Public Awareness and Community Engagement

q3.6.3. Rank the following challenges in order of their impact on enhancing DRMG in Palestine.

Please assign a weight from 10 to these obstacles, where 10 is the most important obstacle and 0 is the least important. (Do not repeat the same weight for more than one option)

q3.6.3.1 Lack of political will

q3.6.3.2 Gaps in the Legal and Policy Framework

q3.6.3.3 Weaknesses in Institutional Framework and Coordination

q3.6.3.4 Insufficiency of Financing Mechanisms Supporting DRM Efforts

q3.6.3.5 Limited Public Awareness and Community Engagement

q3.6.4. Rank the following recommendations in order of urgency for strengthening DRMG in Palestine.

Please assign a weight from 10 to these recommendations, where 10 is the most important recommendation and 0 is the least important. (Do not repeat the same weight for more than one option)

q3.6.4.1 Enhance Political Will for DRM

q3.6.4.2 Address Gaps in the Legal and Policy Framework

q3.6.4.3 Strengthen Institutional Framework and Coordination

q3.6.4.4 Improve Financing Mechanisms Supporting DRM Efforts

q3.6.4.5 Increase Public Awareness and Community Engagement

q3.6.5. How would you rate the following attributes within DRM governance structures in developing countries? *

q3.6.5.a Responsiveness:

1- Not responsive

2- Rarely responsive

3- Occasionally responsive

4- Moderately responsive

5- Highly responsive and adaptive

q3.6.5.b Accountability:

1- Lacks accountability

2- Seldom accountable with minimal oversight

3- Somewhat accountable, but with gaps in oversight

4- Generally accountable with some oversight mechanisms

5- Fully accountable with clear oversight

q3.6.5.c Transparency:

1- Not transparent

2- Rarely transparent with limited information availability

3- Partially transparent with significant access restrictions

4- Mostly transparent with some access restrictions

5- Highly transparent with open access to information

q3.6.5.d Efficiency:

1- Not efficient

2- Rarely efficient, with significant operational inefficiencies

3- Occasionally efficient, often hampered by challenges

4- Moderately efficient with some areas of improvement

5- Highly efficient in resource use and results

q3.6.5.e Inclusiveness:

1- Not inclusive, with no efforts to engage stakeholders or consider diverse needs.

2- Rarely inclusive, with minimal efforts to consider diverse perspectives

3- Occasionally inclusive, with sporadic efforts to engage diverse stakeholders.

4- Moderately inclusive, engaging some groups more than others.

5- Highly inclusive, with broad stakeholder engagement and consideration of diverse needs.

q3.6.6 to what extent do global and regional DRM challenges impact Palestine?*

1- Very Low Impact

2- Low Impact

3- Moderate Impact

4- High Impact

5- Very High Impact

q3.6.7. To what extent Are international DRM practices effectively adapted and implemented in the Palestinian context? *

1- Not Adapted or Implemented

2- Minimally Adapted and Implemented

3- Partially Adapted and Implemented

4- Mostly Adapted and Implemented

5- Fully Adapted and Implemented

q3.6.8. Please provide any additional comments or insights you have regarding DRM governance in Palestine.

Response option definitions

q3.1.1,q3.1.2.

- **Very Low**: This indicates the lowest level or degree in the given context. It suggests a minimal or nearly negligible intensity, frequency, quality, or extent, pointing to a substantial area for development or enhancement.
- **Low**: This level is below average. It denotes a weak or lesser intensity, frequency, quality, or extent of the subject being measured or evaluated. It suggests that there's a significant margin for improvement or increase.
- **Moderate**: This represents a middle point or average level. It suggests that the subject is neither low nor high but falls somewhere in between, indicating a standard or usual intensity, frequency, quality, or extent.
- **High**: This level is above average but not at the maximum. It denotes a strong or significant intensity, frequency, quality, or extent, but there's room for it to be even more pronounced.
- **Very High**: This indicates the highest level or degree in the given context. It suggests an extreme, utmost, or maximum intensity, frequency, quality, or extent of the subject being measured or evaluated.

q3.2.1

- **Non-existent**: No dedicated legal or policy framework for DRM that prioritizes DRR, tailored to Palestine's context, currently exists.
- **Limited:** There are limited DRM policies or laws, with minimal focus on DRR and a need for significant development to tailor to the local context.
- **In development:** A DRM framework is under development, with clear intentions to incorporate DRR principles tailored to the local context, but not yet fully implemented.
- **Partially established**: While there is a legal and policy framework for DRM, it partially addresses DRR, with some areas well-developed and others needing enhancement.

- **Fully established and operational**: Palestine has a comprehensive DRM framework, with specific policies and laws focusing on DRR, fully integrated and operational.

q3.2.1.a

- **Not defined**: There is an absence of any specification regarding DRR roles and responsibilities in the legal framework.
- **Vaguely defined**: The legal framework makes broad or unclear references to DRR roles and responsibilities, leaving much open to interpretation.
- **Defined but not effectively operational**: While roles and responsibilities are outlined, there are challenges or deficiencies in their practical application and effectiveness.
- **Partially defined**: Roles and responsibilities are identified to some extent, but there may be gaps or areas lacking in detail.
- **Fully defined and operational**: The legal framework comprehensively specifies DRR roles and responsibilities across all levels, and these are actively being implemented.

q3.2.1.b

- **No provisions for DRR budgeting**: The law makes no mention of budgeting for DRR, leaving it without dedicated financial resources.
- **Not clearly budgeted**: There is some reference to budgeting for DRR, but it lacks clarity and detail.
- **Mentioned but without specific allocations**: The law acknowledges the need for DRR funding but does not provide detailed allocation amounts or mechanisms.
- **Partially and conditionally budgeted**: Budget allocations for DRR are identified, but they may be subject to certain conditions or only cover some aspects of DRR.
- **Explicitly and adequately budgeted**: The law clearly specifies funding for DRR, ensuring that resources are sufficiently allocated.

q3.2.1.c

- **Non-existent**: There are no guidelines provided for risk assessments or integration
- **Minimal:** Guidelines are mentioned but are too vague or limited for effective implementation.
- **Moderately comprehensive**: Some guidelines exist, but they lack detail and full scope.

- **Considerably comprehensive**: Guidelines offer clear but not exhaustive directions for assessments and integration.
- **Comprehensive**: Guidelines provide detailed processes for systematic assessments and integration.

q3.2.1.d

- **Not addressed**: The law does not mention or make provisions for the establishment of early warning systems
- **Vaguely mentioned**: Early warning systems are acknowledged in a general sense, but the law provides little to no specifics on how they should be implemented or managed.
- **Outlined but lacking detail**: The law mentions the need for and basic structure of early warning systems but does not provide sufficient details on procedures or responsibilities.
- **Partially established with some gaps**: While the law establishes some procedures and responsibilities for early warning systems, there are notable omissions or areas lacking in coverage.
- **Clearly and comprehensively established**: The law specifically outlines detailed procedures and assigns clear responsibilities for the development and operation of early warning systems.

q3.2.1.e

- **No requirement**: There are no legal requirements for DRR education, training, or awareness-raising activities.
- **Vaguely addressed**: The need for DRR education and training is acknowledged in a general sense, but without clear directives or requirements.
- **Mentioned but not enforced**: While the laws mention the importance of DRR education and awareness, there are no strong enforcement mechanisms or detailed plans for implementation.
- **Requirement for some sectors/levels**: Laws mandate DRR education and training in certain sectors or at specific levels, but not universally.
- **Mandatory and comprehensive requirement**: Laws specifically require education, training, and awareness programs for DRR across all sectors and levels, with detailed implementation strategies.

q3.2.1.f

- **Does not ensure engagement**: The law does not address or ensure the engagement of stakeholders in DRR activities, lacking any provision for their inclusion.

- **Vaguely acknowledges stakeholder engagement**: Stakeholder involvement is mentioned in a general sense, but without clear guidance or mandates on how it should be implemented.
- **Suggests but does not mandate involvement**: The law recommends the participation of stakeholders in DRR efforts but does not enforce it as a requirement, leaving engagement up to discretion.
- **Partially ensures with some roles defined**: There are legal provisions for stakeholder engagement in DRR, but they only apply to certain groups or sectors, with defined roles for some but not all relevant parties.
- **Fully ensures with detailed roles**: The law explicitly mandates the inclusion and specifies the roles of all relevant stakeholders in DRR, ensuring a broad and inclusive approach.

q3.2.1.g

- **Does not address these considerations**: The legal framework lacks any mention of or provision for gender considerations and the needs of vulnerable groups within the context of DRR.
- **Vaguely mentions without clear plans**: Gender considerations and the needs of vulnerable groups are mentioned in a cursory manner, without any clear strategies or implementation plans.
- **Acknowledges needs without specific measures**: The legislation acknowledges the importance of addressing gender and vulnerability in DRR but fails to propose concrete measures or actions.
- **Addresses these needs to a certain extent**: While the law recognizes gender and vulnerability issues within DRR, it provides general guidelines rather than detailed policies or measures.
- **Fully and specifically addresses these needs**: The legal framework explicitly and comprehensively covers gender considerations and the needs of vulnerable groups, with specific policies and actions outlined.

q3.2.1.h

- **No mechanisms for enforcement**: The legal framework lacks any mechanisms for enforcing DRR responsibilities, leaving their fulfillment largely unguaranteed.
- **Vaguely defined mechanisms**: The law mentions enforcement mechanisms, but they are so vaguely defined that their practical application is unclear and ineffective.
- **Basic mechanisms without strict enforcement**: There are some enforcement mechanisms outlined in the law, but they lack the rigor or detail necessary for strict adherence to DRR responsibilities.

- **Some mechanisms, but inconsistently applied**: Enforcement mechanisms exist within the legal framework, but their application is uneven, leading to inconsistent fulfillment of responsibilities.
- **Strong enforcement mechanisms in place**: The law includes clear, well-defined mechanisms for enforcement, ensuring that DRR responsibilities are actively and effectively fulfilled.

q3.2.1.i

- **Not Aligned**: This means there is no conformity with international standards. The subject does not meet the international criteria, guidelines, or requirements, implying a fundamental discrepancy and the need for extensive changes or adjustments.
- **Minimal Alignment**: This indicates very low conformity with international standards. Only a few aspects of the subject meet the standards, with most areas significantly diverging from the required criteria or guidelines.
- **Limited Alignment**: This suggests a moderate level of conformity with international standards. The subject aligns with some of the standards but falls short in several key areas, indicating considerable areas for enhancement.
- **Partially Aligned**: This denotes significant but not complete conformity with international standards. While many aspects or elements meet the required standards, some areas do not fully comply, suggesting room for improvement.
- **Fully Aligned**: This indicates complete congruence with international standards. It means the subject meets all the specified criteria, guidelines, and requirements outlined by these standards without exception.

q3.2.1.j, q3.3.2, q3.3.3

- **Very Weak**: Minimal to no formal framework, lacking clarity, resources, and alignment with international standards.
- **Weak**: Existing but fragmented, with unclear roles and insufficient resources.
- **Moderate**: Present but with considerable gaps in coverage, clarity, or resource allocation.
- **Substantial**: Largely in place with several strengths, yet with some areas needing improvement.
- **Comprehensive**: Fully established with all necessary components and alignment with international standards.

q3.2.2, q3.5.1, q3.5.2, q3.5.3

- **Not Integrated**: The sectoral statutory instruments lack any provisions related to risk reduction or prevention, with no measures in place to address existing risks or prevent the emergence of new ones.
- **Minimal Integration**: The sectoral statutory instruments have very few or no specific provisions concerning risk reduction or prevention, with little to no consideration given to addressing existing risks or preventing new ones.
- **Limited Integration**: The sectoral statutory instruments have minimal provisions related to risk reduction and prevention, with only basic or general guidelines included, and significant gaps in addressing emerging risks or mitigating existing ones.
- **Partially Integrated:** While there are some provisions within the sectoral statutory instruments that address risk reduction and prevention, there are gaps or inconsistencies in coverage, implementation, or enforcement across different sectors.
- **Fully Integrated**: The sectoral statutory instruments comprehensively incorporate provisions aimed at reducing existing risks and preventing the emergence of new risks, with detailed regulations, policies, and codes addressing various aspects of risk management.

q3.3.1

- **Not Defined**: There is no clear definition of roles and responsibilities for DRR across the institutions, leading to confusion and ineffective DRR implementation.
- **Poorly Defined with Significant Gaps**: Roles and responsibilities are poorly defined, with significant gaps or overlaps that severely impact DRR implementation.
- **Partially Defined with Notable Gaps**: Roles and responsibilities are only partially defined, with notable gaps or overlaps that frequently affect DRR implementation.
- **Mostly Defined with Minor Gaps**: Roles and responsibilities are mostly defined, but there are minor gaps or overlaps that occasionally impact DRR implementation.
- **Clearly and Comprehensively Defined**: Roles and responsibilities are clearly and comprehensively defined across all levels, ensuring no overlaps or gaps in DRR implementation.

q3.3.4,q3.3.5q3.5.4.

- **Ineffective**: This level means the initiative, strategy, or action does not achieve its goals. It indicates poor performance without positive outcomes or impacts, suggesting that significant changes or reevaluation is necessary

- **Minimally Effective**: This indicates that the initiative, strategy, or action achieves its goals only to a small extent. It suggests below-average performance with limited positive outcomes or impacts, highlighting a need for improvement.
- **Moderately Effective**: This represents a moderate level of success in achieving the goals of the initiative, strategy, or action. It suggests average performance with noticeable but not outstanding positive outcomes or impacts.
- **Effective**: This level means the initiative, strategy, or action successfully achieves its goals, though not to the maximal extent possible. It indicates good performance with substantial positive outcomes or impacts.
- **Highly Effective**: This indicates that the initiative, strategy, or action achieves its goals to a very high degree, surpassing expectations. It suggests optimal performance and significant positive outcomes or impacts.

q3.3.6

- **Not Developed**: This means there is an absence of development. Systems, projects, or skills have not been initiated or progressed in any significant way. This suggests a starting point or a need for foundational development efforts.
- **Minimally Developed**: This indicates a low level of development. Systems, projects, or skills are in the early stages of progress and may lack sophistication, efficiency, or effectiveness. They are operational or existent but far from their potential full development.
- **Moderately Developed**: This represents an average level of development. It suggests that systems, projects, or skills have achieved a fair degree of progress and functionality but are not exceptionally advanced. There is noticeable room for improvement, enhancement, or further sophistication.
- **Substantially Developed**: This denotes a significant level of development but not the absolute highest. It indicates that considerable progress has been made, with systems, projects, or skills being well-established and functioning effectively, though there may still be room for further enhancement or innovation.
- **Highly Developed**: This indicates a state of being at or near the maximum level of development. It suggests advanced progress, with systems, projects, or skills showing exceptional sophistication, efficiency, and effectiveness, often incorporating the latest innovations or best practices.

q3.4.2

- **Highly Effective and Suitable**: This option indicates that the financial mechanism is extremely successful in supporting Disaster Risk Reduction (DRR) efforts, perfectly

aligns with the specific needs and circumstances of the context, and significantly contributes to achieving the desired outcomes in an efficient and impactful manner.

- **Somewhat Effective and Suitable**: This option suggests that the financial mechanism is reasonably successful in supporting DRR efforts, aligns well with the context's needs, and contributes positively to the desired outcomes, albeit with some limitations or areas for improvement.
- **Moderately Effective and Suitable**: This option denotes that the financial mechanism has a moderate level of success in supporting DRR efforts, offers a fair alignment with the context's needs, and contributes to the desired outcomes to a reasonable extent, but with noticeable gaps or inefficiencies.
- **Slightly Effective and Suitable**: This option implies that the financial mechanism has minimal success in supporting DRR efforts, shows limited alignment with the context's needs, and contributes marginally to the desired outcomes, indicating significant areas for improvement.
- **Not Effective and Not Suitable**: This option indicates that the financial mechanism fails to support DRR efforts, does not align with the context's needs, and does not contribute to achieving the desired outcomes, rendering it ineffective and unsuitable for the purpose.

q3.4.3

- **Highly Adequate**: This indicates that the resources, support, or responses not only meet the current needs or standards but exceed them, providing a level of sufficiency that is beyond what is necessary or expected. It suggests exceptional coverage and readiness.
- **Adequate**: This level means the resources, support, or responses meet the current needs or standards completely, providing exactly what is necessary without significant excess or shortfall. It indicates that the requirements are fully satisfied.
- **Moderately Adequate**: This represents a level of sufficiency that meets basic needs or standards but not to the fullest extent. It suggests that while the essential requirements might be covered, there could be areas that lack complete support or resources, pointing towards a need for additional attention or improvement.
- **Inadequate**: This indicates that the resources, support, or responses fall short of meeting the current needs or standards. It suggests a noticeable deficiency that hampers effectiveness, highlighting areas that require significant improvement or augmentation.
- **Highly Inadequate**: This means the resources, support, or responses are significantly lacking, far from meeting the current needs or standards. It suggests a

critical shortfall that severely impacts functionality or effectiveness, indicating an urgent need for substantial increases in support or resources.

q3.5.5

- **Not enabled**: There are no mechanisms in place for communities to provide feedback on DRM policies and practices, effectively silencing community voices in the process.
- **Rarely enabled**: Feedback opportunities are infrequent, poorly defined, or not user-friendly, leading to minimal community input.
- **Available but not effectively facilitated**: Feedback channels are in place but lack effective promotion or facilitation, making them underutilized or ineffective.
- **Partially enabled**: Some feedback mechanisms exist; however, they may be limited in accessibility or not widely communicated, restricting participation.
- **Broadly and systematically enabled**: Communities have clear, established channels for feedback that are actively promoted, ensuring comprehensive participation.

q3.6.5

a

- **Not responsive**: Fails to respond to disaster situations.
- **Rarely responsive**: Infrequent and delayed responses to disasters.
- **Occasionally responsive**: Response to disasters is inconsistent, with occasional effectiveness.
- **Moderately responsive:** Responds to disasters in a timely manner but may lack flexibility.
- **Highly responsive and adaptive**: Quick and flexible in responding to disasters, adjusting strategies as needed.

b

- **Lacks accountability**: No clear accountability or oversight in place.
- **Seldom accountable with minimal oversight**: rare instances of accountability, with few checks and balances.
- **Somewhat accountable, but with gaps in oversight**: Limited accountability and oversight mechanisms.
- **Generally accountable with some oversight mechanisms**: Accountability exists but may not cover all areas.

- **Fully accountable with clear oversight**: Strong governance with mechanisms for monitoring and evaluation.

c

- **Not transparent**: No transparency, with information not made available to the public.
- **Rarely transparent with limited information availability**: Information is scarce and hard to access
- **Partially transparent with significant access restrictions**: Limited information is available to the public.
- **Mostly transparent with some access restrictions**: Most information is accessible, but some restrictions exist.
- **Highly transparent with open access to information**: Information is readily available and accessible to all.

d

- **Not efficient**: Inefficient use of resources without achieving desired results.
- **Rarely efficient, with significant operational inefficiencies**: Frequent inefficiencies and poor use of resources.
- **Occasionally efficient, often hampered by challenges**: Efficiency is inconsistent, often impacted by various challenges.
- **Moderately efficient with some areas of improvement**: Efficient but with room for improvement.
- **Highly efficient in resource use and results**: Optimal use of resources with effective outcomes.

e

- **Not inclusive, with no efforts to engage stakeholders or consider diverse needs:** Does not engage stakeholders or address diverse needs.
- **Rarely inclusive, with minimal efforts to consider diverse perspectives:** Limited attempts at inclusivity and stakeholder engagement.
- **Occasionally inclusive, with sporadic efforts to engage diverse stakeholders**: Inconsistent efforts to include various stakeholders.
- **Moderately inclusive, engaging some groups more than others**: Some stakeholder engagement, but lacks breadth.

- **Highly inclusive, with broad stakeholder engagement and consideration of diverse needs**: Engages a wide range of stakeholders and addresses varied needs.

q3.6.6

- **Very Low Impact**: Indicates that global and regional DRM challenges have negligible to no influence on disaster risk management efforts in Palestine, with most areas unaffected.
- **Low Impact**: Implies that these challenges have a minor influence on Palestine's disaster risk management, with only a few areas being noticeably affected.
- **Moderate Impact**: Means that global and regional DRM challenges have an average level of influence on Palestine, impacting some areas of disaster risk management more than others, with a balanced mix of effects.
- **High Impact**: Suggests that these challenges have a strong but not all-encompassing influence on Palestine, affecting a substantial portion of disaster risk management activities and considerations.
- **Very High Impact**: Indicates that global and regional DRM challenges have an extensive and profound influence on Palestine's disaster risk management efforts, significantly shaping policies, strategies, and overall resilience.

q3.6.7

- **Not Adapted or Implemented**: This option suggests that international DRM practices have not been adapted or implemented in Palestine at all. It reflects a complete lack of incorporation of these practices into the Palestinian DRM framework, implying a significant gap between international standards and local practices.
- **Minimally Adapted and Implemented**: Indicates that very few international DRM practices have been adapted to the Palestinian context. Those that are adapted are only minimally implemented, contributing little to the overall DRM efforts and possibly indicating significant challenges in adaptation and implementation processes.
- **Partially Adapted and Implemented**: This means that some international DRM practices have been adapted and implemented in Palestine, but a significant number have not been fully incorporated. This partial adaptation may result in varied effectiveness across different DRM areas, with some practices contributing more to DRM goals than others.
- **Mostly Adapted and Implemented**: This suggests that a large portion of international DRM practices have been successfully adapted to fit the Palestinian

setting. While there may be minor areas where adaptation is less effective, the majority of practices are implemented well and contribute positively to DRM goals.

- **Fully Adapted and Implemented**: This option indicates that international Disaster Risk Management (DRM) practices have been completely incorporated into the Palestinian context without any significant modifications. These practices are fully operational, effectively contributing to DRM efforts across the board.

استبيان "تحديات حوكمة إدارة مخاطر الكوارث في فلسطين"

القسم الأول: مقدمة

السيد/السيدة العزيز(ة)، تحية طيبة،

يقوم الباحث بإجراء دراسة بعنوان "التحديات الرئيسية لتعزيز حوكمة إدارة مخاطر الكوارث في فلسطين" كجزء من متطلبات الحصول على درجة الماجستير في إدارة مخاطر الكوارث (DRM) من جامعة النجاح الوطنية/ فلسطين. ندعوك للمشاركة في هذا الاستبيان، بهدف الحصول على إجابات دقيقة وعلمية على جميع الأسئلة. مشاركتك ضرورية للحصول على نتائج موثوقة يمكن تعميمها. يرجى العلم أن جميع الردود ستعامل بأقصى درجات السرية، وستُستخدم لأغراض البحث فقط، وسيتم التعامل معها بشكل مجهول في نتائج الدراسة بما يضمن الخصوصية والسرية التامة.

هذا الاستبيان مصمم لاستكشاف التحديات والفرص متعددة الجوانب ضمن حوكمة إدارة مخاطر الكوارث في فلسطين. ويشكل أداة أساسية في موائمة استراتيجياتنا الوطنية مع إطار عمل سينداي للحد من مخاطر الكوارث 2015–2030؛ الذي يؤكد على فهم مخاطر الكوارث، و تعزيز حوكمة إدارة مخاطر الكوارث، و الاستثمار في الحد من الكوارث من أجل تعزيز القدرة على الصمود، وتحسين مستوى الاستعداد من أجل التصدي للكوارث بفعالية.

تم تصميم كل قسم من هذا الاستبيان بعناية للتفكير في أولويات العمل لإطار سينداي و إلقاء الضوء على كيف أن عناصر مثل الأطر المؤسسية، الإطار القانوني، آليات التمويل، الوعي العام، والمشاركة المجتمعية مساهمة و ضرورية لحوكمة فعالة لإدارة مخاطر الكوارث والحد منها.

من خلال تقديم رؤيتك، أنت تساهم في تقييم حاسم لقدراتنا الحالية وتحديد المجالات الاستراتيجية للتحسين وفقًا للمعايير الدولية وأفضل الممارسات. هذه الدراسة خطوة نحو تعزيز مجتمع "قادر على الصمود" في فلسطين، وقادر على التخفيف من المخاطر وإدارة الكوارث بفعالية بطريقة تحافظ على مكتسبات التنمية، وتحمي الفئات الضعيفة، وتضمن مستقبلًا مستدامًا للجميع.

تجد مرفقا "تعريفات خيارات الإجابة" للأسئلة الرئيسية ضمن هذا الاستبيان والتي من شأنها مساعدتك على فهم خيارات الإجابة بشكل أفضل. (* الملحقة بالسؤال: انظر تعريف خيارات الإجابة)

نُقدِّر تعاونكم ورؤاكم بشكل كبير لما لها من دور حاسم في تشكيل مسارنا إلى الأمام.

نشكركم مقدمًا على مساهمتكم القيمة في هذا الجهد المهم

الباحثة، شذى القصراوي

القسم الثاني: المعلومات الديموغرافية

v1 - المسمى الوظيفي:

v2 -المؤسسة:

v3 - سنوات الخبرة في إدارة مخاطر الكوارث أو المجالات ذات الصلة: (سنة)

v4 - مجال الخبرة/ الاختصاص داخل إدارة مخاطر الكوارث:

1- التقييم والتحليل 2- التخطيط والاستعداد 3- الاستجابة 4- التعافي وإعادة الإعمار 5- التوعية والتثقيف 6- التعاون الدولي والشراكات 7- غير ذلك

v5 - الجنس 1- ذكر 2- انثى

v6 -المؤهل العلمي:

1- دبلوم 2- بكالوريوس 3- دراسات عليا 4- آخر (يرجى التحديد)

v7- العمر: (سنة)

v8 - قطاع العمل: 1- حكومي/القطاع العام 2- منظمة غير حكومية 3- القطاع الخاص

4-القطاع الأكاديمي 5- آخر (يرجى التحديد)

القسم الثالث: الأسئلة

الجانب الأول: الإرادة السياسية

q3.1.1**كيف تقيم الالتزام السياسي اتجاه الحد من مخاطر الكوارث في فلسطين؟ ***

1- منخفض جدًا 2- منخفض 3- متوسط 4- عالي5- عالي جدا

q3.1.2 **كيف تقيم دمج الحد من مخاطر الكوارث والقدرة على الصمود في الأجندة السياسية للبلاد؟**

1- منخفض جدًا 2- منخفض 3- متوسط 4- عالي5- عالي جدا

q3.1.3 **ما هي العقبات الرئيسية لدمج الحد من مخاطر الكوارث في الأجندة السياسية لفلسطين؟ فيما يلي بعض العقبات.** يُرجى اعطاء وزن من 10 لهذه العقبات بحيث يكون 10 هو العقبة الأكثر أهمية و 0 الأقل أهمية.

	الفقرة	الوزن
q3.1.3.1	عدم الاستقرار السياسي والنزاع المستمر	
q3.1.3.2	القيود الاقتصادية و وجود تنافس على القضايا ذات الأولوية للتمويل	
q3.1.3.3	عدم الوعي أو فهم فوائد الحد من مخاطر الكوارث بين صانعي السياسات	
q3.1.3.4	هيكليات الحوكمة المجزأة وتحديات التنسيق	
q3.1.3.5	الاعتماد على المساعدات الأجنبية المحكومة بالعلاقات الدولية	
q3.1.3.6	يُرجى إضافة أي عقبات إضافية تراها عائقاً أمام دمج الحد من مخاطر الكوارث في الأجندة السياسية لفلسطين. (اختياري مع وضع وزنها)	

q3.1.4 **ما هي الإجراءات التي يمكن اتخاذها لتعزيز الالتزام السياسي اتجاه إدارة مخاطر الكوارث في فلسطين؟ فيما يلي بعض التوصيات لإجراءات محتملة.** يُرجى اعطاء وزن من 10 لهذه التوصيات بحيث يكون 10 هو التوصية الأكثر أهمية و 0 الأقل أهمية.

	الفقرة	الوزن
q3.1.4.1	تعزيز المناصرة والوعي بين السياسيين: إجراء حملات توعية مُستهدفة لتثقيف القادة السياسيين حول أهمية وفوائد الحد من مخاطر الكوارث، باستخدام دراسات حالة وقصص نجاح من مناطق أخرى.	
q3.1.4.2	دمج الحد من مخاطر الكوارث في التخطيط الوطني للتنمية: إدماج استراتيجيات الحد من مخاطر الكوارث ضمن خطط وسياسات التنمية الوطنية الشاملة لضمان نهج شامل للمرونة و القدرة على الصمود	
q3.1.4.3	إنشاء جسم مخصص للحد مخاطر الكوارث: إنشاء جسم مركزي مسؤول عن مبادرات الحد من مخاطر الكوارث، مع ضمان القيادة الواضحة والمساءلة	
q3.1.4.4	تعزيز التعاون الدولي: الاستفادة من الشراكات الدولية للحصول على الدعم التقني والمالي للحد مخاطر الكوارث، مع التوافق مع الأطر العالمية مثل إطار عمل سنداي للحد مخاطر الكوارث	
q3.1.4.5	تشجيع الشراكات بين القطاعين العام والخاص: تشجيع الشراكات مع القطاع الخاص لتعبئة الموارد والابتكار لمشاريع الحد مخاطر الكوارث	
q3.1.4.6	إصلاحات تشريعية لتقديم حوافز للحد من مخاطر الكوارث: إدراج قوانين أو أحكام قانونية توفر حوافز للاستثمارات في الحد من مخاطر الكوارث، مثل الإعفاءات الضريبية أو الدعم للأعمال التجارية والمجتمعات التي تنفذ تدابير المرونة والقدرة على الصمود.	
q3.1.4.7	يُرجى إضافة أي إجراءات إضافية تعتقد أنها قد تكون ضرورية لتعزيز الالتزام السياسي تجاه إدارة مخاطر الكوارث في فلسطين. (اختياري مع وضع وزنها)	

الجانب الثاني: الإطار القانوني والسياسي

q3.2.1 **ما مدى توفر إطار قانوني وسياسي مخصص لإدارة مخاطر الكوارث في فلسطين يعطي الأولوية بشكل خاص للحد من مخاطر الكوارث و مراعي لسياق البلاد؟ ***

1- غير موجود 2- محدود 3- قيد التطوير

4- مُؤسس جزئيًا 5- مُؤسس بالكامل و فعال

إذا كان الإطار القانوني والسياسي لإدارة مخاطر الكوارث في فلسطين مُؤسس بالكامل، أو مُؤسس جزئيًا، أو قيد التطوير، أو محدود، يُرجى الإجابة على الأسئلة (أ – ي). إذا كان هذا الإطار غير موجود، انتقل مباشرةً إلى السؤال رقم q3.2.2

q3.2.1.a **ما مدى وضوح تحديد الإطار القانوني لأدوار ومسؤوليات الحد من مخاطر الكوارث عبر جميع المؤسسات ذات الصلة ومن المستوى الوطني إلى المستوى المحلي؟***

1- غير مُحدد 2- مُحدد بشكل غامض 3- مُحدد ولكن ليس فعال

4- مُحدد جزئيًا 5- مُحدد بوضوح وفعال

q3.2.1.b **كيف يتم تخصيص موارد الحد من مخاطر الكوارث وفقًا للقانون؟***

1- لا توجد أي أحكام لتمويل الحد من مخاطر الكوارث 2- تمويل غير واضح وغير مخصص

3- مذكورة لكن بدون تخصيصات محددة 4- مخصصة جزئيًا وشرطيًا

5- مخصصة بشكل صريح وكافي

q3.2.1.c**ما مدى شمولية إرشادات القانون لإجراء تقييمات المخاطر ودمج معلومات المخاطر في عمليات التنمية؟***

1- غير شاملة 2- الحد الأدنى من الشمولية 3- متوسطة الشمولية

4- شاملة إلى حد كبير 5- شاملة بشكل كلي

q3.2.1.d **كيف يُنشئ القانون إجراءات ومسؤوليات أنظمة التحذير المبكر؟***

1- غير مذكورة 2- مذكورة بشكل غامض 3- مُحددة ولكن تفتقر إلى التفاصيل

4- مُنشأة جزئيًا مع بعض الثغرات 5- مُنشأة بوضوح وبشكل شامل

q3.2.1.e **هل يوجد متطلب قانوني للتعليم والتدريب وأنشطة رفع الوعي حول الحد من مخاطر الكوارث؟***

1- لا يوجد متطلب 2- مذكور بشكل غامض 3- مذكور ولكن غير مُطبق

4- متطلب لبعض القطاعات/المستويات 5- متطلب إلزامي وشامل

q3.2.1.f **هل يضمن القانون مشاركة جميع الجهات الفاعلة ذات الصلة في قرارات وأنشطة الحد من مخاطر الكوارث؟***

1- لا يضمن المشاركة 2- يعترف بمشاركة الأطراف المعنية بشكل غامض 3- يقترح ولكن لا يفرض المشاركة 4- يضمن بشكل جزئي مع تحديد بعض الأدوار 5- يضمن بشكل كامل مع تحديد الأدوار بالتفصيل

q3.2.1.g **إلى أي مدى يدمج القانون الاعتبارات الجندرية ويعالج احتياجات الفئات الضعيفة؟***

1- لا يعالج هذه الاعتبارات 2- يذكر بشكل غامض دون خطط واضحة

3- يعترف بالاحتياجات دون تدابير محددة 4- يعالج هذه الاحتياجات إلى حد معين

5- يعالج هذه الاحتياجات بشكل كامل ومحدد

q3.2.1.h **هل توجد آليات لضمان تنفيذ المسؤوليات ضمن القانون ؟***

1- لا توجد آليات 2- آليات محددة بشكل غامض 3- آليات أساسية بدون تنفيذ صارم

4- بعض الآليات، ولكن يتم تطبيقها بشكل غير متسق 5- آليات قوية موجودة

q3.2.1.i **إلى أي مدى يتوافق الإطار القانوني والسياسي مع المعايير الدولية؟***

1- غير متوافق 2- توافق ضئيل 3- توافق محدود 4- متوافق جزئيًا 5- متوافق بالكامل

q3.2.1.j **كيف تقيم الإطار القانوني والسياسي العام لإدارة مخاطر الكوارث في فلسطين؟***

1- ضعيف جدًا 2- ضعيف 3- معتدل 4- جوهري 5- شامل

q3.2.2 **إلى أي مدى تدمج الأدوات القانونية القطاعية، مثل التشريعات، والقوانين، واللوائح، والأنظمة، والسياسات، والمعايير، أحكامًا تأخذ بعين الاعتبار الحد من المخاطر القائمة ومنع ظهور مخاطر جديدة؟***

1- غير مدمجة 2- تدمج بشكل ضئيل 3- تدمج بشكل محدود 4- مدمجة جزئيًا 5- مدمجة بالكامل

q3.2.3 **ما هي العقبات الرئيسية أمام تحسين الإطار القانوني والسياسي لإدارة مخاطر الكوارث في فلسطين؟ فيما يلي بعض العقبات.** يُرجى اعطاء وزن من 10 لهذه العقبات بحيث يكون 10 هو العقبة الأكثر أهميـــة و 0 الأقل أهمية.

	الفقرة	الوزن
q3.2.3.1	عدم وجود وضوح وتوافق قانوني كافي في التشريعات الحالية لإدارة مخاطر الكوارث	
q3.2.3.2	نقص آليات تنفيذ سياسات إدارة مخاطر الكوارث	
q3.2.3.3	محدودية مشاركة الأطراف ذات العلاقة في عملية تطوير القانون والسياسات	
q3.2.3.4	عدم التوافق الكافي مع المعايير والأطر الدولية لإدارة مخاطر الكوارث	
q3.2.3.5	التجزئة السياسية والإدارية التي تؤثر على تنفيذ السياسات بشكل متماسك	
q3.2.3.6	يُرجى إضافة أي عقبات إضافية تراها عائقًا أمام تحسين الإطار القانوني والسياسي لإدارة مخاطر الكوارث في فلسطين. (اختياري مع وضع وزنها)	

q3.2.4 ما هي الإجراءات التي يمكن اتخاذها لتحسين الإطار القانوني والسياسي لإدارة مخاطر الكوارث فـــي فلسطين؟فيما يلي بعض التوصيات لإجراءات محتملة. يُرجى اعطاء وزن من 10 لهذه التوصيات بحيث يكون 10 هو التوصية الأكثر أهمية و 0 الأقل أهمية.

	الفقرة	الوزن
q3.2.4.1	مراجعة وتوحيد التشريعات الخاصة بإدارة مخاطر الكوارث: القيام بمراجعة شاملة وتوحيد القوانين الحالية الخاصة بإدارة مخاطر الكوارث لضمان الوضوح والتماسك والتوافق مع المعايير الدولية.	
q3.2.4.2	تعزيز آاليات تنفيذ القانون: تطوير وتنفيذ آليات قوية لتنفيذ سياسات إدارة مخاطر الكوارث، بحيث تتضمن إرشادات وعقوبات على عدم الامتثال واضحة.	
q3.2.4.3	تعزيز مشاركة الأطراف ذات العلاقة: تسهيل مشاركة أوسع لجميع الأطراف ذات العلاقة، بما في ذلك المجتمعات المحلية، والمنظمات غير الحكومية، والقطاع الخاص، في تطوير ومراجعة سياسات وتشريعات إدارة مخاطر الكوارث.	
q3.2.4.4	بناء قدرات صانعي السياسات والخبراء القانونيين: توفير برامج تدريب وبناء قدرات مستهدفة لصانعي السياسات، والخبراء القانونيين، وغيرهم من الأطراف الفاعلة الرئيسية المشاركة في إدارة مخاطر الكوارث لضمان صياغة وتنفيذ السياسات بفعالية	

q3.2.4.5	إنشاء هيئة استشارية قانونية لإدارة مخاطر الكوارث: إنشاء هيئة استشارية متخصصة مهمتها مراجعة الإطار القانوني والسياسي لإدارة مخاطر الكوارث بشكل مستمر وتقديم توصيات للتحسين.	
q3.2.4.6	يُرجى إضافة أي إجراءات إضافية تعتقد أنها قد تكون ضرورية لتحسين الإطار القانوني والسياسي لإدارة مخاطر الكوارث. (اختياري مع وضع وزنها)	

الجانب الثالث: الإطار المؤسسي وترتيبات التنسيق

q3.3.1 **الى أي مدى تم تحديد الأدوار والمسؤوليات للحد من مخاطر الكوارث عبر جميع المؤسسات ذات الصلة، من المستوى الوطني إلى المستوى المحلي؟***

1- غير مُحددة 2- مُحددة بشكل ضعيف مع فجوات كبيرة 3- مُحددة جزئيًا مع فجوات ملحوظة 4- مُحددة إلى حد كبير مع فجوات طفيفة 5- مُحددة بوضوح وشمولية

q3.3.2 **كيف تقيم كل من الهياكل المؤسسية التالية لإدارة مخاطر الكوارث التي أُنشئت في نظام السلطة الفلسطينية بموجب مرسوم من مجلس الوزراء في عام 2017: ***

q3.3.2.a **اللجنة الوطنية الدائمة لإدارة مخاطر الكوارث(NSCDRM)**

1- ضعيفة جدًا 2- ضعيفة 3- معتدلة 4- جوهرية 5- شاملة

q3.3.2.b **الفريق الفني الوطني(NTT)**

1- ضعيف جدًا 2- ضعيف 3- معتدل 4- جوهري 5- شامل

q3.3.2.c **المركز الوطني لإدارة مخاطر الكوارث(NDRMC)**

1-ضعيف جدًا 2- ضعيف 3- معتدل 4- جوهري 5- شامل

q3.3.3 **كيف تقيم بشكل عام الإطار المؤسسي الحالي لإدارة مخاطر الكوارث وترتيبات التنسيق في فلسطين؟**

1-ضعيف جدًا 2- ضعيف 3- معتدل 4- جوهري 5- شامل

q3.3.4 **إلى أي مدى يوجد تنسيق فعال بين مختلف الجهات الفاعلة في تخطيط وتنفيذ إدارة مخاطر الكوارث؟***

1- غير فعال 2- فعال بشكل ضئيل 3- فعال بشكل معتدل 4- فعال 5- فعال للغاية

q3.3.5 **إلى أي مدى توجد آليات تنسيق فعالة لمشاركة الجهات الفاعلة في التخطيط واتخاذ القرارات المتعلقة بإدارة مخاطر الكوارث في فلسطين؟**

1- غير فعالة 2- فعالة بشكل ضئيل 3- فعالة بشكل معتدل 4- فعالة 5- فعالة للغاية

q3.3.6 **كيف تقيم الحالة الحالية لبناء القدرات والتدريب لإدارة مخاطر الكوارث بين الجهات الفاعلة ذات الصلة في فلسطين؟***

1- غير متطورة 2- متطورة بشكل ضئيل 3- متطورة بشكل معتدل

4- متطورة بشكل كبير 5- متطورة للغاية

q3.3.7 **ما هي العقبات الرئيسية أمام تعزيز الإطار المؤسسي لإدارة مخاطر الكوارث وترتيبات التنسيق في فلسطين؟ فيما يلي بعض العقبات.** يُرجى اعطاء وزن من 10 لهذه العقبات بحيث يكون 10 هو العقبة الأكثر أهمية و 0 الأقل أهمية.

	الفقرة	الوزن
q3.3.7.1	المسؤوليات المؤسسية مجزأة والأدوار غير واضحة بين المؤسسات المكلفة بإدارة مخاطر الكوارث	
q3.3.7.2	نقص البروتوكولات الموحدة للتواصل والتعاون بين الشركاء والمؤسسات	
q3.3.7.3	الموارد والقدرات غير الكافية داخل المؤسسات المكلفة بإدارة مخاطر الكوارث	
q3.3.7.4	مقاومة التغيير أو التكامل داخل المؤسسات وبينها	
q3.3.7.5	آليات غير كافية لإشراك الجهات الفاعلة غير الحكومية وممثلي المجتمع في عمليات إدارة مخاطر الكوارث	
q3.3.7.6	يُرجى إضافة أي عقبات إضافية تراها عائقًا أمام تحسين الإطار المؤسسي وترتيبات التنسيق لإدارة مخاطر الكوارث في فلسطين. (اختياري مع وضع وزنها)	

q3.3.8 **كيف يمكن تعزيز الإطار المؤسسي لإدارة مخاطر الكوارث وترتيبات التنسيق في فلسطين؟ فيما يلي بعض التوصيات لإجراءات محتملة.** يُرجى اعطاء وزن من 10 لهذه التوصيات بحيث يكون 10 هو التوصية الأكثر أهمية و 0 الأقل أهمية.

	الفقرة	الوزن
q3.3.8.1	توضيح وتبسيط الأدوار المؤسسية: تحديد أدوار ومسؤوليات واضحة ومبسطة لجميع المؤسسات المشاركة في إدارة مخاطر الكوارث لتقليل التداخل وضمان استجابة فعالة.	

q3.3.8.2	إنشاء بروتوكولات تنسيق موحدة: تطوير وتنفيذ بروتوكولات موحدة للتواصل والتعاون بين المؤسسات أثناء التخطيط والاستجابة لإدارة مخاطر الكوارث.	
q3.3.8.3	تعزيز القدرات المؤسسية: الاستثمار في بناء قدرات المؤسسات المشاركة في إدارة مخاطر الكوارث، بما في ذلك التدريب، والموارد، والبنية التحتية لتعزيز فعاليتها وقدرتها التشغيلية.	
q3.3.8.4	تشجيع ثقافة التكامل والتعاون: تعزيز ثقافة التكامل والتعاون داخل المؤسسات المعنية بإدارة مخاطر الكوارث وبينها، مع تشجيع الأهداف المشتركة والدعم المتبادل.	
q3.3.8.5	توسيع آليات مشاركة الأطراف ذات العلاقة: إنشاء أو تعزيز آليات للمشاركة المنتظمة للمنظمات غير الحكومية والقطاع الخاص وممثلي المجتمعات في عمليات اتخاذ القرارات المتعلقة بإدارة مخاطر الكوارث.	
q3.3.8.6	يُرجى إضافة أي إجراءات إضافية تعتقد أنها قد تكون ضرورية لتعزيز الإطار المؤسسي لإدارة مخاطر الكوارث وترتيبات التنسيق في فلسطين. (اختياري مع وضع وزنها)	

الجانب الرابع: آليات التمويل الداعمة لجهود إدارة مخاطر الكوارث

q3.4.1 **حدد آليات التمويل التي تستخدمها فلسطين لدعم جهود إدارة مخاطر الكوارث.** يُرجى اعطاء وزن من 10 لهذه الآليات بحيث يكون 10 هو الآلية الأكثر أهمية و 0 الأقل أهمية.

	الفقرة	الوزن
q3.4.1.1	مخصصات الميزانية الوطنية	
q3.4.1.2	المساعدات والمنح الدولية	
q3.4.1.3	استثمارات القطاع الخاص	
q3.4.1.4	التأمين ونقل المخاطر	
q3.4.1.5	صناديق المجتمع	
q3.4.1.6	أخرى (حدد)	

q3.4.2 **استنادًا إلى آليات التمويل التي حددتها في السؤال q3.4.1 والتي تُستخدم في فلسطين لدعم جهـود إدارة مخاطر الكوارث، يرجى تقييم فعالية وملاءمة كل آلية مُختارة: ***

q3.4.2.a **مخصصات الميزانية الوطنية**

1- غير فعالة وغير مناسبة 2- فعالة ومناسبة بشكل طفيف 3- فعالة ومناسبة بشكل معتدل

4- فعالة ومناسبة إلى حد ما 5- فعالة ومناسبة جدًا

q3.4.2.b **المساعدات والمنح الدولية**

1- غير فعالة وغير مناسبة 2- فعالة ومناسبة بشكل طفيف 3- فعالة ومناسبة بشكل معتدل

4- فعالة ومناسبة إلى حد ما 5- فعالة ومناسبة جدًا

q3.4.2.c **استثمارات القطاع الخاص**

1- غير فعالة وغير مناسبة 2- فعالة ومناسبة بشكل طفيف 3- فعالة ومناسبة بشكل معتدل

4- فعالة ومناسبة إلى حد ما 5- فعالة ومناسبة جدًا

q3.4.2.d **التأمين ونقل المخاطر**

1- غير فعالة وغير مناسبة 2- فعالة ومناسبة بشكل طفيف 3- فعالة ومناسبة بشكل معتدل

4- فعالة ومناسبة إلى حد ما 5- فعالة ومناسبة جدًا

q3.4.2.e **صناديق المجتمع**

1- غير فعالة وغير مناسبة 2- فعالة ومناسبة بشكل طفيف 3- فعالة ومناسبة بشكل معتدل

4- فعالة ومناسبة إلى حد ما 5- فعالة ومناسبة جدًا

q3.4.3 **كيف تقيم كفاية آليات التمويل والموارد المخصصة والمستخدمة حاليًا لدعم جهود إدارة مخاطر الكوارث في فلسطين؟***

1- غير كافٍ للغاية 2- غير كافٍ 3- معتدل الكفاية

4- -كافٍ 5- كافٍ للغاية

q3.4.4 **ما هي العقبات الرئيسية أمام تعزيز تمويل إدارة مخاطر الكوارث في فلسطين؟ فيما يلي بعض العقبات. ؟ فيما يلي بعض العقبات.** يُرجى اعطاء وزن من 10 لهذه العقبات بحيث يكون 10 هو العقبة الأكثر أهمية و 0 الأقل أهمية.

	الفقرة	الوزن
q3.4.4.1	محدودية توافر تمويل مخصص لمبادرات إدارة مخاطر الكوارث	
q3.4.4.2	الاعتماد المفرط على المساعدات والمنح الدولية، مما يؤدي إلى عدم الاستقرار في	

	التمويل	
q3.4.4.3	تحديات في تعبئة استثمارات القطاع الخاص في إدارة مخاطر الكوارث	
q3.4.4.4	نقص مخصصات الميزانية الوطنية لأنشطة إدارة مخاطر الكوارث	
q3.4.4.5	عدم وجود آليات تمويل مبتكرة مصممة خصيصًا لاحتياجات إدارة مخاطر الكوارث	
q3.4.4.6	يُرجى إضافة أي عقبات إضافية تراها عائقًا أمام تعزيز تمويل إدارة مخاطر الكوارث في فلسطين. (اختياري مع وضع وزنها)	

q3.4.5 **كيف يمكن تعزيز تمويل إدارة مخاطر الكوارث في فلسطين؟ فيما يلي بعض التوصيات لإجراءات محتملة.** يُرجى اعطاء وزن من 10 لهذه التوصيات بحيث يكون 10 هو التوصية الأكثر أهمية و 0 الأقل أهمية.

	الفقرة	الوزن
q3.4.5.1	زيادة مخصصات الميزانية الوطنية: الدعوة لتخصيص نسبة أعلى من الميزانية الوطنية خصيصًا لأنشطة إدارة مخاطر الكوارث.	
q3.4.5.2	الاستفادة من المساعدات والمنح الدولية: تطوير استراتيجيات للاستفادة بشكل أكثر فعالية من المساعدات والمنح الدولية، مع ضمان تدفقات تمويل مستقرة وثابتة لإدارة مخاطر الكوارث.	
q3.4.5.3	تشجيع مشاركة القطاع الخاص: إنشاء حوافز لاستثمارات القطاع الخاص في إدارة مخاطر الكوارث، مثل الإعفاءات الضريبية أو الشراكات العامة الخاصة.	
q3.4.5.4	تنفيذ آليات تمويل مبتكرة: استكشاف وتطبيق آليات تمويل مبتكرة، مثل سندات الكوارث، وخطط التأمين، أو التمويل الجماعي لمشاريع إدارة مخاطر الكوارث.	
q3.4.5.5	تعزيز الإدارة و التخطيط المالي: تحسين قدرات الإدارة و التخطيط المالي داخل مؤسسات إدارة مخاطر الكوارث لضمان استخدام فعال وكفء للأموال المتاحة	
q3.4.5.6	يُرجى إضافة أي إجراءات إضافية تعتقد أنها قد تكون ضرورية لتعزيز تمويل إدارة مخاطر الكوارث في فلسطين. (اختياري مع وضع وزنها)	

الجانب الخامس: الوعي العام والمشاركة المجتمعية

q3.5.1 **إلى أي مدى تم دمج الحد من مخاطر الكوارث والقدرة على الصمود في النظام التعليمي؟***

1- غير مدمجة 2- مدمجة بشكل ضئيل 3- مدمجة بشكل معتدل

4- مدمجة بشكل كبير 5- مدمجة بالكامل

q3.5.2 **إلى أي مدى تم دمج الحد من مخاطر الكوارث والقدرة على الصمود في حملات التوعية العامة؟**

1- غير مدمجة 2- مدمجة بشكل ضئيل 3- مدمجة بشكل معتدل

4- مدمجة بشكل كبير 5- مدمجة بالكامل

q3.5.3 **إلى أي مدى تم دمج الحد من مخاطر الكوارث والقدرة على الصمود عبر وسائل التواصل الاجتماعي؟**

1- غير مدمجة 2- مدمجة بشكل ضئيل 3- مدمجة بشكل معتدل

4- مدمجة بشكل كبير 5- مدمجة بالكامل

q3.5.4 **ما مدى فعالية الجهود الحالية لرفع الوعي بإدارة مخاطر الكوارث بين السكان لفلسطينيين؟ ***

1- غير فعالة 2- فعالة بشكل ضئيل 3- فعالة بشكل معتدل

4- فعالة 5- فعالة جدًا

q3.5.5 **ما مدى فعالية تمكين المجتمعات من تقديم تغذية راجعة حول سياسات وممارسات إدارة مخاطر الكوارث؟***

1- ممكنة بشكل واسع ومنهجي، مع وجود آليات واضحة وفرص منتظمة

2- ممكنة جزئيًا، مع بعض الآليات ولكن محدودة في النطاق أو الوصول

3- متاحة ولكن ليست ميسرة بفعالية، مع قنوات قليلة وغير رسمية

4- نادرًا ما تكون ممكنة، مع آليات غير واضحة ونادرًا ما تُستخدم

5- غير ممكنة، بدون آليات مُحددة لتغذية راجعة من المجتمع

q3.5.6 **ما هي العقبات الرئيسية التي تمنع المشاركة المجتمعية الفعالة والوعي حول إدارة مخاطر الكوارث في فلسطين؟ فيما يلي بعض العقبات.** يُرجى اعطاء وزن من 10 لهذه العقبات بحيث يكون 10 هو العقبة الأكثر أهمية و 0 الأقل أهمية.

	الفقرة	الوزن
q3.5.6.1	نقص المعلومات المتاحة و المتعلقة بإدارة مخاطر الكوارث لمجموعات المجتمع المتنوعة	
q3.5.6.2	عدم إدراج أصوات المجتمع بشكل كافي في عمليات التخطيط واتخاذ القرار لإدارة مخاطر الكوارث	

q3.5.6.3	الاختلافات الثقافية واللغوية التي تعيق التواصل الفعال لمفاهيم إدارة مخاطر الكوارث	
q3.5.6.4	استخدام محدود لوسائل التواصل الاجتماعي والمنصات الرقمية الأخرى لحملات التوعية بإدارة مخاطر الكوارث	
q3.5.6.5	الأولويات الاقتصادية والاجتماعية التي تطغى على مخاوف إدارة مخاطر الكوارث بين المجتمعات	
q3.5.6.6	يُرجى إضافة أي عقبات إضافية تراها عائقًا أمام تعزيز المشاركة المجتمعية والوعي حول إدارة مخاطر الكوارث في فلسطين. (اختياري مع وضع وزنها)	

q3.5.7 **كيف يمكن تعزيز المشاركة المجتمعية والوعي بإدارة مخاطر الكوارث في فلسطين؟ فيما يلي بعض التوصيات لإجراءات محتملة.** يُرجى اعطاء وزن من 10 لهذه التوصيات بحيث يكون 10 هو التوصية الأكثر أهمية و 0 الأقل أهمية.

	الفقرة	الوزن
q3.5.7.1	تطوير استراتيجيات تواصل موجهة: تكييف حملات التوعية بإدارة مخاطر الكوارث لمعالجة التنوع اللغوي والثقافي للمجتمعات في فلسطين.	
q3.5.7.2	إشراك المجتمعات في التخطيط لإدارة مخاطر الكوارث: إنشاء آليات لمشاركة المجتمع بشكل فعال في عمليات اتخاذ القرار والتخطيط لإدارة مخاطر الكوارث.	
q3.5.7.3	استخدام المنصات الرقمية للمشاركة: الاستفادة من وسائل التواصل الاجتماعي والمنصات الرقمية لنشر المعلومات حول إدارة مخاطر الكوارث والتفاعل مع جماهير أوسع.	
q3.5.7.4	إجراء تعليم وتدريب منتظمين حول إدارة مخاطر الكوارث: تنفيذ جلسات تعليم وتدريب منتظمة حول إدارة مخاطر الكوارث للمجتمعات، مع التركيز على المعرفة العملية والإجراءات.	
q3.5.7.5	إيجاد مؤثرين محليين لإدارة مخاطر الكوارث: تحديد ودعم أفراد أو مجموعات محلية يمكنها الدفاع عن إدارة مخاطر الكوارث وتيسير جهود المشاركة المجتمعية والتوعية.	
q3.5.7.6	يُرجى إضافة أي إجراءات إضافية تعتقد أنها قد تكون ضرورية لتعزيز المشاركة المجتمعية والوعي بإدارة مخاطر الكوارث في فلسطين. (اختياري مع وضع وزنها)	

الجانب السادس: عام

q3.6.1 **الرجاء ترتيب أولويات عمل (PFA) إطار عمل سنداي للحد من مخاطر الكوارث (SFDRR) التالية حسب أهميتها في تحقيق الأهداف المتوقعة والنتائج المنشودة للإطار.** يُرجى اعطاء وزن من 10 لهذه الاولويات بحيث يكون 10 هو الاولوية الأكثر أهمية و 0 الأقل أهمية.

	الفقرة	الوزن
q3.6.1.1	فهم مخاطر الكوارث(PFA 1)	
q3.6.1.2	تعزيز حوكمة مخاطر الكوارث لإدارة مخاطر الكوارث(PFA 2)	
q3.6.1.3	الاستثمار في الحد من مخاطر الكوارث من أجل المرونة والقدرة على الصمود (PFA 3)	
q3.6.1.4	تعزيز الاستعداد للكوارث لاستجابة فعالة و "إعادة البناء بشكل أفضل" في عمليات التعافي وإعادة التأهيل وإعادة الإعمار(PFA 4)	

q3.6.2 **الرجاء ترتيب العناصر التالية حسب ارتباطها بحوكمة إدارة مخاطر الكوارث (DRMG).** يُرجى اعطاء وزن من 10 لهذه العناصر بحيث يكون 10 هو العنصر الأكثر أهمية و 0 الأقل أهمية.

	الفقرة	الوزن
q3.6.2.1	الإرادة السياسية	
q3.6.2.2	الإطار القانوني والسياسي	
q3.6.2.3	الإطار المؤسسي وترتيبات التنسيق	
q3.6.2.4	آليات التمويل الداعمة لجهود إدارة مخاطر الكوارث	
q3.6.2.5	الوعي العام والمشاركة المجتمعية	

q3.6.3 **يرجى ترتيب التحديات التالية حسب تأثيرها على تعزيز حوكمة إدارة مخاطر الكوارث في فلسطين،** بحيث يكون 10 هو التحدي الأكثر أهمية و 0 الأقل أهمية.

	الفقرة	الوزن
q3.6.3.1	نقص الإرادة السياسية	
q3.6.3.2	الثغرات في الإطار القانوني والسياسي	
q3.6.3.3	ضعف الإطار المؤسسي والتنسيق	
q3.6.3.4	عدم كفاية آليات التمويل الداعمة لجهود إدارة مخاطر الكوارث	

q3.6.3.5	الوعي العام والمشاركة المجتمعية المحدودة	

q3.6.4 **يرجى ترتيب التوصيات التالية حسب الإلحاح لتعزيز حوكمة إدارة مخاطر الكوارث في فلسطين،** بحيث يكون 10 هي التوصية الأكثر أهمية و 0 الأقل أهمية.

	الفقرة	الوزن
q3.6.4.1	تعزيز الإرادة السياسية لإدارة مخاطر الكوارث	
q3.6.4.2	معالجة الثغرات في الإطار القانوني والسياسي	
q3.6.4.3	تقوية الإطار المؤسسي والتنسيق	
q3.6.4.4	تحسين آليات التمويل الداعمة لجهود إدارة مخاطر الكوارث	
q3.6.4.5	زيادة الوعي العام والمشاركة المجتمعية	

q3.6.5 **كيف تقيم الصفات التالية ضمن هياكل حوكمة إدارة مخاطر الكوارث في البلدان النامية؟ ***

q3.6.5.a **الاستجابة:**

1- غير متجاوبة 2- نادرًا ما تكون متجاوبة 3- متجاوبة أحيانًا

4- متجاوبة بشكل معتدل 5- متجاوبة ومتكيفة للغاية

q3.6.5.b **المسؤولية:**

1- تفتقر إلى المسؤولية 2- نادرًا ما تكون مسؤولة مع رقابة ضئيلة

3- مسؤولة إلى حد ما، ولكن مع ثغرات في الرقابة

4- عمومًا مسؤولة مع بعض آليات الرقابة 5- مسؤولة بالكامل مع وجود رقابة واضحة

q3.6.5.c **الشفافية:**

1- غير شفافة 2- نادرًا ما تكون شفافة مع توافر محدود للمعلومات

3- شفافة جزئيًا مع قيود وصول كبيرة 4- شفافة إلى حد كبير مع بعض قيود الوصول

5- شفافة للغاية مع وصول مفتوح للمعلومات

q3.6.5.d **الكفاءة:**

1- غير كفؤة 2- نادرًا ما تكون كفؤة 3- كفؤة أحيانًا، غالبًا ما تعوقها التحديات

4- كفؤة بشكل معتدل مع بعض مجالات التحسين 5- كفؤة للغاية

q3.6.5.e **الشمولية:**

1- غير شاملة، بدون جهود لإشراك الأطراف المعنية أو الأخذ بعين الاعتبار الاحتياجات المتنوعة.

2- نادرًا ما تكون شاملة، مع جهود ضئيلة للأخذ بعين الاعتبار وجهات النظر المتنوعة.

3- شاملة أحيانًا، مع جهود متقطعة لإشراك الأطراف المعنية المتنوعة.

4- شاملة بشكل معتدل، تشرك بعض المجموعات أكثر من غيرها.

5- شاملة للغاية، مع مشاركة واسعة من الأطراف المعنية والأخذ بعين الاعتبار للاحتياجات المتنوعة.

q3.6.6 **إلى أي مدى تؤثر تحديات إدارة مخاطر الكوارث العالمية والإقليمية على فلسطين؟**

1- تأثير ضئيل جدًا 2- تأثير ضئيل 3- تأثير معتدل 4- تأثير كبير 5- تأثير كبير جدًا

q3.6.7 **إلى أي مدى تم تكييف وتطبيق ممارسات إدارة مخاطر الكوارث الدولية بشكل فعال في السياق الفلسطيني؟***

1- غير مكيفة أو مطبقة 2- مكيفة ومطبقة بشكل ضئيل 3- مكيفة ومطبقة جزئيًا

4- مكيفة ومطبقة إلى حد كبير 5- مكيفة ومطبقة بالكامل

q3.6.8 **الرجاء تقديم أي تعليقات أو رؤى إضافية لديك بخصوص حوكمة إدارة مخاطر الكوارث في فلسطين.**

تعريفات خيارات الإجابة

<u>q3.1.2 + q3.1.1</u>

- منخفضة جدًا: يشير هذا إلى أدنى مستوى أو درجة في السياق المعطى. يوحي بكثافة أو تواتر أو جودة أو مدى ضئيل جدًا أو شبه معدوم، مشيرًا إلى مجال كبير للتطوير أو التحسين.

- منخفضة: هذا المستوى أقل من المتوسط. يشير إلى كثافة أو أهمية ضعيفة أو أقل للموضوع المقاس أو المقيم. يوحي بوجود هامش كبير للتحسين أو الزيادة.

- معتدلة: يمثل نقطة وسط أو مستوى متوسط. يوحي بأن الموضوع ليس منخفضًا ولا عاليًا ولكن يقع في مكان ما بينهما، مشيرًا إلى كثافة أو تواتر أو جودة أو مدى معتاد.

- عالية: هذا المستوى أعلى من المتوسط لكن ليس في الحد الأقصى. يشير إلى كثافة أو أهمية قوية أو كبيرة، لكن يوجد مجال لكونها أكثر وضوحًا.

- عالية جدًا: يشير هذا إلى أعلى مستوى أو درجة في السياق المعطى. يوحي بشدة أو قصوى أو كثافة أوتواتر أو جودة أو مدى للموضوع المقاس أو المقيم.

q3.2.1

- غير موجود: لا يوجد إطار قانوني أو سياسي مخصص لإدارة مخاطر الكوارث يعطي الأولوية للحد من مخاطر الكوارث، ويراعي سياق فلسطين، موجود حاليًا.

- محدود: هناك سياسات أو قوانين محدودة لإدارة مخاطر الكوارث، مع تركيز ضئيل على الحد من مخاطر الكوارث وحاجة لتطوير كبير لتكييفها مع السياق المحلي.

- قيد التطوير: إطار إدارة مخاطر الكوارث قيد التطوير، مع نوايا واضحة لتضمين مبادئ الحد من مخاطر الكوارث المصممة خصيصًا للسياق المحلي، لكن لم يتم تطبيقها بالكامل بعد.

- مؤسس جزئيًا: بينما يوجد إطار قانوني وسياسي لإدارة مخاطر الكوارث، فإنه يعالج الحد من مخاطر الكوارث جزئيًا، مع بعض المجالات المطورة جيدًا والأخرى تحتاج إلى تعزيز.

- مؤسس بالكامل وفعال: فلسطين لديها إطار قانوني وسياسي شامل لإدارة مخاطر الكوارث، مع سياسات وقوانين محددة تركز على الحد من مخاطر الكوارث، مدمجة وتعمل بالكامل.

q3.2.1.a

- غير محدد: لا يوجد في الإطار القانوني أي تحديد بخصوص أدوار ومسؤوليات الحد من مخاطر الكوارث.

- محدد بشكل غامض: الإطار القانوني يحتوي إشارات عريضة أو غير واضحة لأدوار ومسؤوليات الحد من مخاطر الكوارث، تاركًا الكثير مفتوحًا للتفسير.

- محددة ولكن ليس فعال: بينما تُحدد الأدوار والمسؤوليات، هناك تحديات أو نواقص في تطبيقها العملي وفعاليتها.

- محدد جزئيًا: الأدوار والمسؤوليات محددة إلى حد ما، لكن قد تكون هناك فجوات أو مجالات ناقصة التفاصيل.

- محدد بوضوح وفعال: الإطار القانوني يحدد بشكل شامل أدوار ومسؤوليات الحد من مخاطر الكوارث عبر جميع المستويات، وهذه تُطبق بنشاط وفعالية.

q3.2.1.b

- لا توجد أي أحكام لتمويل الحد من مخاطر الكوارث: القانون لا يذكر تمويل الحد من مخاطر الكوارث، تاركًا اياها بدون أي موارد مالية مخصصة.

- تمويل غير واضح وغير مخصص: هناك بعض الإشارات إلى تمويل الحد من مخاطر الكوارث، ولكنها تفتقر إلى الوضوح والتفصيل.

- مذكورة لكن بدون تخصيصات محددة: القانون يعترف بحاجة إلى تمويل الحد من مخاطر الكوارث لكن دون توفير مخصصات مالية مفصلة أو آليات.

- مخصصة جزئيًا وشرطيًا: تخصيصات الميزانية للحد من مخاطر الكوارث محددة، و قد تكون خاضعة لشروط معينة أو تغطي فقط بعض جوانب الحد من مخاطر الكوارث.

- مخصصة بشكل صريح وكافي: القانون يحدد بوضوح تمويل الحد من مخاطر الكوارث، مؤكدًا أن الموارد مخصصة بكفاية.

q3.2.1.c

-غير شاملة: لا توجد إرشادات مقدمة لتقييمات المخاطر أو الإدماج

- ضئيلة: الإرشادات مذكورة لكنها غامضة أو محدودة للتنفيذ الفعال.

- شاملة بشكل معتدل: بعض الإرشادات موجودة، لكنها تفتقر إلى التفاصيل والنطاق الكامل

- شاملة إلى حد كبير: الإرشادات تقدم توجيهات واضحة لكن ليست مفصلة للتقييمات والإدماج

- شاملة بشكل كلي: الإرشادات توفر توجيهات مفصلة للتقييمات والإدماج.

q3.2.1.d

-غير مذكورة: القانون لا يذكر أو يقدم أحكامًا لإنشاء أنظمة الإنذار المبكر.

- مذكورة بشكل غامض: يذكر أنظمة الإنذار المبكر بشكل عام، لكن يوفر القليل جدًا من التحديدات حول كيفية تنفيذها أو إدارتها.

- محددة لكن تفتقر إلى التفاصيل: القانون يذكر الحاجة إلى والهيكل الأساسي لأنظمة الإنذار المبكر لكن لا يوفر تفاصيل كافية حول الإجراءات أو المسؤوليات.

- مؤسسة جزئيًا مع بعض الثغرات: بينما يؤسس القانون بعض الإجراءات والمسؤوليات لأنظمة الإنذار المبكر، هناك إغفالات بارزة أو مجالات ناقصة التغطية.

- محددة ومؤسسة بشكل شامل: القانون يحدد بوضوح إجراءات مفصلة ويعين مسؤوليات واضحة لتطوير وتشغيل أنظمة الإنذار المبكر.

q3.2.1.e

- متطلب إلزامي وشامل: القوانين تتطلب بشكل محدد برامج التعليم والتدريب ورفع الوعي حول الحد من مخاطر الكوارث في جميع القطاعات والمستويات، مع استراتيجيات تنفيذ مفصلة.

- متطلب لبعض القطاعات/المستويات: القوانين تفرض تعليم الحد من مخاطر الكوارث والتدريب في قطاعات معينة أو على مستويات محددة، لكن ليس بشكل عام.

- مذكور لكن غير مطبق: بينما تذكر القوانين أهمية التعليم ورفع الوعي حول الحد من مخاطر الكوارث، لا توجد آليات تنفيذ قوية أو خطط مفصلة للتنفيذ.

- مذكور بشكل غامض: يُعترف بحاجة إلى التعليم والتدريب حول الحد من مخاطر الكوارث بشكل عام، لكن بدون توجيهات واضحة أو متطلبات.

- لا يوجد متطلب: لا توجد متطلبات قانونية للتعليم والتدريب حول الحد من مخاطر الكوارث أو أنشطة رفع الوعي.

q3.2.1.g

- لا يضمن المشاركة: القانون لا يتطرق إلى أو يضمن مشاركة الأطراف المعنية في أنشطة الحد من مخاطر الكوارث، مفتقرًا إلى أي أحكام لإدراجهم.

- يعترف بمشاركة الأطراف المعنية بشكل غامض: يُذكر تضمين الأطراف المعنية بمعنى عام، ولكن دون توجيهات واضحة أو أوامر حول كيفية تنفيذها.

-يقترح ولكن لا يفرض المشاركة: القانون يوصي بمشاركة الأطراف اذات العلاقة في جهود الحد من مخاطر الكوارث ولكن لا يجعلها متطلبًا، تاركًا المشاركة حرة وتقديرية حسب السياق.

- يضمن بشكل جزئي مع تحديد بعض الأدوار: هناك أحكام قانونية لمشاركة الأطراف ذات العلاقة في الحد مخاطر الكوارث، ولكنها تنطبق فقط على بعض المجموعات أو القطاعات، مع تحديد أدوار لبعض ولكن ليس جميع الأطراف ذات العلاقة.

- يضمن بشكل كامل مع تحديد الأدوار بالتفصيل: القانون يفرض– بشكل صريح – إدماج ويحدد أدوار جميع الأطراف ذات العلاقة في الحد من مخاطر الكوارث، بما يضمن نهجًا واسعًا وشاملًا.

q3.2.1.g

- لا يعالج هذه الاعتبارات: الإطار القانوني يفتقر إلى أي ذكر أو أحكام لاعتبارات النوع الاجتماعي واحتياجات الفئات الضعيفة ضمن سياق الحد مخاطر الكوارث.

- يذكر بشكل غامض دون خطط واضحة: تذكر اعتبارات النوع الاجتماعي واحتياجات الفئات المهمشة أو الضعيفة بشكل سطحي، دون أي استراتيجيات أو خطط تنفيذ واضحة.

- يعترف بالاحتياجات دون تدابير محددة: التشريعات تعترف بأهمية معالجة اعتبارات النوع الاجتماعي واحتياجات الفئات الضعيفة في الحد من مخاطر الكوارث ولكن تفشل في اقتراح أي تدابير أو إجراءات ملموسة.

- يعالج هذه الاحتياجات إلى حد معين: يعترف القانون بقضايا النوع الاجتماعي واحتياجات الفئات الضعيفة ضمن الحد من مخاطر الكوارث و يوفر إرشادات عامة فقط دون سياسات أو تدابير مفصلة.

- يعالج هذه الاحتياجات بشكل كامل ومحدد: الإطار القانوني يغطي بشكل صريح وشامل اعتبارات النوع الاجتماعي واحتياجات الفئات الضعيفة، مع سياسات وإجراءات محددة موضحة.

q3.2.1.h

- بدون آليات: الإطار القانوني يفتقر إلى أي آليات لضمان تنفيذ مسؤوليات الحد من مخاطر الكوارث، تاركًا تحقيقها إلى حد كبير غير مضمون.

- آليات محددة بشكل غامض: القانون يذكر آليات، ولكنها محددة بشكل غامض بحيث يكون تطبيقها العملي غير واضح وغير فعال.

- آليات أساسية بدون تنفيذ صارم: هناك بعض الآليات الموضحة في القانون، ولكنها تفتقر إلى الصرامة أو التفاصيل اللازمة للالتزام الصارم بمسؤوليات الحد من مخاطر الكوارث.

- بعض الآليات، ولكن تطبيقها غير متسق: توجد آليات ضمن الإطار القانوني، ولكن تطبيقها غير موحد، مما يؤدي إلى تنفيذ غير متسق للمسؤوليات.

- آليات قوية موجودة: القانون يتضمن آليات اضحة ومحددة جيدًا، تضمن تنفيذ مسؤوليات الحد من مخاطر الكوارث بنشاط وفعالية.

q3.2.1.i

– غير متوافق: يعني هذا عدم وجود توافق مع المعايير الدولية. الإطار لا يلبي المعايير أو الإرشادات أو المتطلبات الدولية، مما يشير إلى اختلاف أساسي وحاجة إلى تغييرات أو تعديلات واسعة النطاق.

- توافق ضئيل: يشير هذا إلى توافق منخفض جدًا مع المعايير الدولية. فقط بضع جوانب من الإطار تلبي المعايير، مع اختلاف أغلب الجوانب بشكل كبير عن المعايير أو الإرشادات المطلوبة.

- توافق محدود: يوحي هذا بمستوى معتدل من التوافق مع المعايير الدولية. يتوافق الإطار القانوني والسياسي مع بعض المعايير ولكن لا يتوافق في عدة مجالات رئيسية، مشيرًا إلى مجالات كبيرة للتحسين.

- متوافق جزئيًا: يشير هذا إلى التوافق الكبير ولكن ليس التام مع المعايير الدولية. بينما تلبي العديد من الجوانب أو العناصر المعايير المطلوبة، بعض الجوانب لا تتوافق بالكامل، مما يشير إلى مجال للتحسين.

- متوافق بالكامل: يشير هذا إلى التوافق التام مع المعايير الدولية. يعني أن الإطار القانوني والسياسي يلبي جميع المعايير المحددة والإرشادات والمتطلبات الموضحة بهذه المعايير دون استثناء.

q3.3.3،q3.3.2 ، q3.2.1.j

- ضعيف جدًا: الإطار الرسمي ضئيل إلى غير موجود، يفتقر إلى الوضوح، الموارد، والتوافق مع المعايير الدولية.

- ضعيف: موجود ولكن متفكك، مع أدوار غير واضحة وموارد غير كافية.

- معتدل: موجود ولكن مع فجوات كبيرة في التغطية، الوضوح، أو تخصيص الموارد.

- جوهري: مؤسس إلى حد كبير مع العديد من النقاط القوية، ولكن مع بعض المجالات التي تحتاج إلى تحسين.

- شامل: مؤسس بالكامل مع جميع المكونات الضرورية ومتوافق مع المعايير الدولية.

q3.2.2

- غير مدمجة: الأدوات القانونية القطاعية تفتقر إلى أي أحكام متعلقة بالحد من المخاطر أو الوقاية منها، ولا تحتوي على أي تدابير لمعالجة المخاطر القائمة أو منع ظهور مخاطر جديدة.

- تدمج بشكل ضئيل: الأدوات القانونية القطاعية لديها قليل جدًا أو لا توجد أحكام محددة تتعلق بالحد من المخاطر أو الوقاية منها، مع القليل جدًا أو عدم الاعتبار لمعالجة المخاطر القائمة أو منع ظهور مخاطر جديدة.

- تدمج بشكل محدود: الأدوات القانونية القطاعية لديها أحكام ضئيلة متعلقة بالحد من المخاطر والوقاية منها، مع إرشادات أساسية أو عامة فقط متضمنة، وفجوات كبيرة في معالجة المخاطر الناشئة أو تخفيف المخاطر القائمة.

- مدمجة جزئيًا: بينما توجد بعض الأحكام ضمن الأدوات القانونية القطاعية التي تعالج الحد من المخاطر والوقاية منها، توجد فجوات أو تناقضات في التغطية، التنفيذ، أو التطبيق عبر القطاعات المختلفة.

- مدمجة بالكامل: الأدوات القانونية القطاعية تدمج بشكل شامل الأحكام الرامية إلى الحد من المخاطر القائمة ومنع ظهور مخاطر جديدة، مع تنظيمات وسياسات وقوانين مفصلة تعالج جوانب مختلفة من إدارة المخاطر.

q3.3.1

– غير محددة: لا يوجد تعريف واضح للأدوار والمسؤوليات للحد من مخاطر الكوارث عبر المؤسسات، مما يؤدي إلى الارتباك وعدم فعالية إجراءات الحد من مخاطر الكوارث

- محددة بشكل ضعيف مع فجوات كبيرة: الأدوار والمسؤوليات محددة بشكل ضعيف، مع فجوات كبيرة أو تداخلات تؤثر بشكل خطير على تنفيذ إجراءات الحد من مخاطر الكوارث

- محددة جزئيًا مع فجوات ملحوظة: الأدوار والمسؤوليات محددة جزئيًا فقط، مع فجوات ملحوظة أو تداخلات تؤثر بشكل متكرر على تنفيذ إجراءات الحد من مخاطر الكوارث.

- محددة إلى حد كبير مع فجوات طفيفة: الأدوار والمسؤوليات محددة إلى حد كبير، ولكن هناك فجوات طفيفة أو تداخلات تؤثر أحيانًا على تنفيذ إجراءات الحد من مخاطر الكوارث.

- محددة بوضوح وشمولية: الأدوار والمسؤوليات محددة بوضوح وشمولية عبر جميع المستويات، بحيث تضمن عدم وجود تداخلات أو فجوات في تنفيذ الحد من مخاطر الكوارث.

q3.5.4،q3.3.5 ،q3.3.4

- غير فعال: هذا المستوى يعني أن المبادرة أو الاستراتيجية أو العمل أو الآلية أو الجهود لا تحقق أهدافها. يشير إلى أداء ضعيف بدون نتائج أو تأثيرات إيجابية، مما يقترح أن تغييرات كبيرة أو إعادة تقييم ضرورية.

-فعال بشكل ضئيل: يشير هذا إلى أن المبادرة أو الاستراتيجية أو العمل أو الآلية أو الجهود تحقق أهدافها فقط إلى حد صغير. يشير إلى أداء دون المتوسط مع نتائج أو تأثيرات إيجابية محدودة، مما يسلط الضوء على الحاجة إلى التحسين.

- فعال بشكل معتدل: يمثل هذا مستوى معتدل من النجاح في تحقيق أهداف المبادرة أو الاستراتيجية أو العمل أو الآلية أو الجهود. يشير إلى أداء متوسط مع نتائج أو تأثيرات إيجابية ملحوظة ولكن ليست استثنائية.

- فعال: هذا المستوى يعني أن المبادرة أو الاستراتيجية أو العمل أو الآلية أو الجهوديحقق أهدافه بنجاح، ولكن ليس إلى الحد الأقصى الممكن. يشير إلى أداء جيد مع نتائج أو تأثيرات إيجابية مهمة.

- فعال للغاية: هذا يعني أن المبادرة أو الاستراتيجية أو العمل أو الآلية أو الجهود تحقق أهدافها إلى درجة عالية جداً، متجاوزة التوقعات. يشير إلى أداء مثالي ونتائج أو تأثيرات إيجابية كبيرة.

q3.3.6

-غير متطورة: يعني هذا عدم وجود تطوير. عملية بناء القدرات والتدريب لم يتم بدءها أو التقدم بها بأي طريقة مهمة. هذا يشير إلى نقطة انطلاق أو حاجة إلى جهود تطوير أساسية.

- متطورة بشكل ضئيل: يشير هذا إلى مستوى منخفض من التطوير. عملية بناء القدرات والتدريب في المراحل الأولى من التقدم وقد تفتقر إلى التطور أو الكفاءة أو الفعالية. هي تعمل أو موجودة ولكن بعيدة عن تطويرها الكامل المحتمل.

- متطورة بشكل معتدل: يمثل هذا مستوى متوسط من التطوير. يشير إلى أن عملية بناء القدرات والتدريب قد حققت درجة عادلة من التقدم والفعالية ولكنها ليست متقدمة بشكل استثنائي. هناك مجال ملحوظ للتحسين أو التعزيز أو مزيد من التطور.

- متطورة بشكل كبير: يشير هذا إلى مستوى تطوير مهم ولكن ليس الأعلى على الإطلاق. يشير إلى أنه تم إحراز تقدم كبير، مع كون عملية بناء القدرات والتدريب مؤسسة جيداً وتعمل بفعالية، على الرغم من أنه قد يكون هناك مجال لمزيد من التحسين أو الابتكار.

- متطورة للغاية: يشير هذا إلى حالة كونه في أو قريب من الحد الأقصى للتطوير. يشير إلى تطور متقدم، مع كون عملية بناء القدرات والتدريب تظهر تطوراً استثنائياً وكفاءة وفعالية، غالباً ما تدمج أحدث الابتكارات أو أفضل الممارسات.

q3.4.2

– غير فعالة وغير مناسبة: يشير هذا الخيار إلى أن الآلية المالية تفشل في دعم جهود الحد من مخاطر الكوارث، لا تتماشى مع احتياجات السياق، ولا تسهم في تحقيق النتائج المرجوة، مما يجعلها غير فعالة وغير مناسبة للغرض.

- فعالة ومناسبة بشكل طفيف: يشير هذا الخيار إلى أن الآلية المالية لها نجاح ضئيل في دعم جهود الحد من مخاطر الكوارث، تظهر توافقاً محدوداً مع احتياجات السياق، وتسهم هامشياً في النتائج المرجوة، مما يشير إلى مناطق كبيرة للتحسين.

- فعالة ومناسبة بشكل معتدل: يشير هذا الخيار إلى أن الآلية المالية لها مستوى معتدل من النجاح في دعم جهود الحد من مخاطر الكوارث، تقدم توافقاً عادلاً مع احتياجات السياق، وتسهم في النتائج المرجوة إلى حد معقول، ولكن مع وجود فجوات أو عدم كفاءات ملحوظة.

- فعالة ومناسبة إلى حد ما: يشير هذا الخيار إلى أن الآلية المالية ناجحة بشكل معقول في دعم جهود الحد من مخاطر الكوارث، وتتماشى جيداً مع احتياجات السياق، وتسهم بشكل إيجابي في النتائج المرجوة، على الرغم من وجود بعض القيود أو المجالات للتحسين.

- فعالة ومناسبة للغاية: يشير هذا الخيار إلى أن الآلية المالية ناجحة للغاية في دعم جهود الحد من مخاطر الكوارث، وتتماشى تماماً مع الاحتياجات والظروف الخاصة بالسياق، وتسهم بشكل كبير في تحقيق النتائج المرجوة بطريقة فعالة وذات تأثير كبير.

q3.4.3

- غير كافٍ للغاية: يعني هذا أن آليات التمويل والموارد المخصصة والمستخدمة حاليًا لدعم جهود إدارة مخاطر الكوارث ناقصة بشكل كبير، بعيدة عن تلبية الاحتياجات أو المعايير الحالية. يشير إلى نقص حرج يؤثر بشدة على الأداء أو الفعالية، مشيراً إلى حاجة ماسة إلى زيادات كبيرة في الدعم أو الموارد.

- غير كافٍ: يشير هذا إلى أن آليات التمويل والموارد المخصصة والمستخدمة حاليًا لدعم جهود إدارة مخاطر الكوارث لا تفي بالاحتياجات أو المعايير الحالية. يشير إلى نقص ملحوظ يعيق الفعالية، مسلطاً الضوء على المناطق التي تتطلب تحسيناً كبيراً أو زيادة.

- معتدل الكفاية: يمثل هذا مستوى من الكفاية يلبي الاحتياجات الأساسية أو المعايير ولكن ليس إلى أقصى حد. يشير إلى أنه بينما قد يتم تغطية المتطلبات الأساسية، قد تكون هناك مناطق تفتقر إلى الدعم أو الموارد، مشيراً إلى الحاجة إلى اهتمام أو تحسين إضافي.

- كافٍ: يعني هذا المستوى أن أن آليات التمويل والموارد المخصصة والمستخدمة حاليًا لدعم جهود إدارة مخاطر الكوارث تلبي الاحتياجات أو المعايير الحالية بالكامل، موفرة بالضبط ما هو ضروري بدون زيادة كبيرة أو نقصان. يشير إلى أن المتطلبات مُحققة بالكامل.

- كافٍ للغاية: يشير هذا إلى أن آليات التمويل والموارد المخصصة والمستخدمة حاليًا لدعم جهود إدارة مخاطر الكوارث لا تلبي الاحتياجات أو المعايير الحالية فحسب، بل تتجاوزها، موفرة مستوى من الكفاية يتجاوز ما هو ضروري أو متوقع. يشير إلى تغطية وجاهزية استثنائية.

q3.5.3،q3.5.2 ،q3.5.1

– غير مدمجة :يعني هذا الخيار أنه لا يوجد أي دمج أو لإدارة مخاطر الكوارث والقدرة على الصمود في النظام التعليمي، حملات التوعية العامة، أو عبر وسائل التواصل الاجتماعي. الأمر كأن هذا المفهوم غير موجود أو غير معترف به.

– مدمجة بشكل ضئيل :يشير هذا الخيار إلى دمج محدود جداً وأساسي لمفاهيم ومبادئ إدارة مخاطر الكوارث. قد يكون هناك بعض المحاولات الأولية للتضمين، لكنها لا تزال في مراحلها الأولى ولا تشمل بشكل واسع أو فعّال.

– مدمجة بشكل معتدل :تدل على أن الدمج قد تم إلى درجة متوسطة، حيث تم تضمين مفاهيم إدارة مخاطر الكوارث والصمود في جوانب معينة وبطرق محددة. يوجد تكامل جيد في بعض الجوانب لكن دون شمولية كاملة أو تطبيق واسع النطاق.

– مدمجة بشكل كبير :يعني أن هناك دمجاً وتكاملاً كبيراً للحد من مخاطر الكوارث والقدرة على الصمود في الأنشطة ذات الصلة. يظهر هذا في الشمولية والفعالية في التطبيق عبر العديد من الجوانب والمبادرات، مع بعض المجالات للتحسين.

–مدمجة بالكامل :تعبر عن إدماج شامل وكامل لإدارة مخاطر الكوارث والصمود في جميع جوانب النظام التعليمي، حملات التوعية، ووسائل التواصل الاجتماعي. يدل على استيعاب كامل وفعّال لمبادئ واستراتيجيات الحد من المخاطر وبناء القدرة على الصمود، مما يسهم بشكل فعال في زيادة الوعي وتعزيز الصمود على مستوى المجتمع.

q3.5.5

– ممكنة بشكل واسع ومنهجي، مع وجود آليات واضحة وفرص منتظمة :يشير هذا الخيار إلى وجود نظام متطور وشامل يسمح للمجتمعات بالمشاركة بشكل فعال في تقديم الملاحظات والتغذية الراجعة. الآليات المستخدمة واضحة، متاحة بسهولة للجميع، وتوفر فرصاً منتظمة للمشاركة.

– ممكنة جزئيًا، مع بعض الآليات ولكن محدودة في النطاق أو الوصول: في هذه الحالة، توجد بعض الطرق والوسائل لتقديم التغذية الراجعة لكنها قد تكون محدودة من حيث النطاق أو صعبة الوصول لبعض أفراد المجتمع، مما يجعل التمكين جزئيًا فقط.

– متاحة ولكن ليست ميسرة بفعالية، مع قنوات قليلة وغير رسمية: تكون الآليات لتقديم التغذية الراجعة موجودة لكنها غير فعالة بالقدر الكافي. قد تكون القنوات المتاحة قليلة وغير رسمية، مما يصعّب على الأفراد المشاركة بشكل فعال.

– نادرًا ما تكون ممكنة، مع آليات غير واضحة ونادرًا ما تُستخدم:يعني هذا الخيار أن الفرص لتقديم تغذية راجعة نادرة والآليات المتاحة لهذا الغرض غير واضحة أو معقدة، مما يجعل من الصعب استخدامها أو الوصول إليها من قبل الأفراد في المجتمع.

– غير ممكنة، بدون آليات مُحددة لتغذية راجعة من المجتمع: هذا الخيار يشير إلى عدم وجود أي آليات مُحددة أو متاحة للمجتمعات لتقديم تغذية راجعة. بمعنى آخر، لا توجد فرص مُعترف بها أو مُخصصة للمشاركة فـــي عملية صنع القرار أو تقييم السياسات والممارسات المتعلقة بإدارة مخاطر الكوارث.

q3.6.5

q3.6.5.a

– غير متجاوبة: لا يوجد استجابة أو تكيف مع الاحتياجات الطارئة أو المتغيرة.

– نادرًا ما تكون متجاوبة: استجابات محدودة جدًا وفي حالات نادرة، مع ضعف في القدرة على التكيف.

– متجاوبة أحيانًا: تظهر بعض الاستجابات في بعض الأحيان، لكن بشكل غير منتظم أو غير متكامل.

– متجاوبة بشكل معتدل: استجابات ملحوظة وتكيف معقول مع الاحتياجات لكن لا تزال هناك مجالات للتحسين.

– متجاوبة ومتكيفة للغاية: استجابة سريعة وفعالة ومتكيفة بشكل كامل مع الاحتياجات والتغييرات.

q3.6.5.b

– تفتقر إلى المسؤولية: عدم وجود مسؤولية أو أو رقابة واضحة موضوعة.

– نادرًا ما تكون مسؤولة مع رقابة ضئيلة: مسؤولية محدودة جدًا ونظام رقابي ضعيف.

– مسؤولة إلى حد ما، ولكن مع ثغرات في الرقابة: مسؤولية وآليات رقابة محدودة.

– عمومًا مسؤولة مع بعض آليات الرقابة: مسؤولية واضحة مع وجود آليات رقابة، لكن مع بعض القصور.

– مسؤولة بالكامل مع وجود رقابة واضحة: مسؤولية كاملة ونظام رقابي فعال وشامل.

:q3.6.5.c

– غير شفافة: عدم وجود شفافية في العمليات والقرارات.

– نادرًا ما تكون شفافة مع توافر محدود للمعلومات: شفافية محدودة جدًا وتوافر ضئيل للمعلومات.

– شفافة جزئيًا مع قيود وصول كبيرة: وجود شفافية لكن مع قيود كبيرة على الوصول للمعلومات.

– شفافة إلى حد كبير مع بعض قيود الوصول: شفافية ملحوظة لكن لا تزال هناك بعض القيود.

– شفافة للغاية مع وصول مفتوح للمعلومات: شفافية كاملة ووصول مفتوح وسهل للمعلومات.

:q3.6.5.d

– غير كفؤة: عدم القدرة على تحقيق الأهداف بفعالية.

– نادرًا ما تكون كفؤة: كفاءة تشغيلية محدودة وتحديات كبيرة.

– كفؤة أحيانًا، غالبًا ما تعوقها التحديات: كفاءة متقطعة مع وجود تحديات تعيق الأداء.

– كفؤة بشكل معتدل مع بعض مجالات التحسين: كفاءة جيدة لكن مع وجود مجالات تحتاج إلى تحسين.

– كفؤة للغاية: استخدام ممتاز للموارد مع تحقيق نتائج متميزة.

:q3.6.5.e

– غير شاملة: عدم الأخذ بعين الاعتبار للأطراف المعنية والاحتياجات المتنوعة.

– نادرًا ما تكون شاملة: محاولات محدودة جدًا للشمولية للأطراف المعنية والاحتياجات المتنوعة.

– شاملة أحيانًا: جهود متقطعة للشمولية للأطراف المعنية والاحتياجات المتنوعة

– شاملة بشكل معتدل: شمولية أوسع لكن بتفاوت بين المجموعات المختلفة.

– شاملة للغاية: شمولية واسعة النطاق ومراعاة كاملة للتنوع والاحتياجات المختلفة.

q3.6.7

– غير مكيّفة أو مطبقة: يعني هذا الخيار أن الممارسات والمعايير الدولية لم تُعدل أو تُطبق بأي شكل في السياق الفلسطيني. يشير إلى عدم وجود جهود لتبني أو تطبيق هذه الممارسات.

مكيّفة ومطبقة بشكل ضئيل** تشير هذه الدرجة إلى أن بعض المحاولات قد تمت لتكييف وتطبيق الممارسات الدولية لكن بمستوى محدود جدًا، ولا تغطي سوى جزء صغير من الممارسات الموصى بها دوليًا.

– مكيّفة ومطبقة جزئيًا: يدل هذا الخيار على أن هناك جهودًا لتكييف وتطبيق الممارسات الدولية لكنها لم تشمل كل الجوانب أو المجالات ذات العلاقة. يعكس تطبيقًا متوسطًا يترك مجالًا لمزيد من التحسين.

– مكيّفة ومطبقة إلى حد كبير: هذا يعني أن الغالبية العظمى من الممارسات الدولية قد تم تكييفها وتطبيقها بشكل فعال في السياق الفلسطيني. تُظهر هذه الدرجة وجود جهود كبيرة للتكييف والتطبيق، مع بعض المجالات التي قد تحتاج إلى تحسينات أو تكييفات أكثر دقة.

– مكيّفة ومطبقة بالكامل: يشير هذا إلى تكييف وتطبيق شامل وكامل للممارسات والمعايير الدولية في إدارة مخاطر الكوارث داخل السياق الفلسطيني. يعكس تمامًا الالتزام بالمعايير الدولية وتطبيقها بفعالية في كل الجوانب ذات الصلة.

جامعة النجاح الوطنية
كلية الدراسات العليا

تحديات تعزيز حوكمة إدارة مخاطر الكوارث في فلسطين

إِعداد
شذى عبد الرحمن محمود القصراوي

إشراف
أ. د. جمال الدبيك

قدمت هذه الرسالة استكمالا لمتطلبات الحصول على درجة الماجستير في إدارة المخاطر والكوارث،
من كلية الدراسات العليا، في جامعة النجاح الوطنية، نابلس –فلسطين.

2024

تحديات تعزيز حوكمة إدارة مخاطر الكوارث في فلسطين

إعداد

شذى عبد الرحمن محمود القصراوي

إشراف

أ. د. جمال الدبيك

الملخص

تبحث هذه الأطروحة في التحديات والفرص الرئيسية لتعزيز حوكمة إدارة مخاطر الكوارث الفعالة نحو القدرة على الصمود في فلسطين. بالنظر إلى السياق الجيوسياسي الفريد، والقيود الاقتصادية، والتعقيدات الاجتماعية في المنطقة، تهدف الدراسة إلى تحديد القضايا النظامية التي تعيق فعالية حوكمة إدارة مخاطر الكوارث واقتراح توصيات قابلة للتنفيذ تتماشى مع المعايير الدولية

تبدأ الدراسة بمراجعة شاملة للأدبيات التي تتبع تطور المفاهيم الرئيسية في إدارة الكوارث، بما في ذلك إدارة مخاطر الكوارث، والحد من مخاطر الكوارث، وحوكمة إدارة مخاطر الكوارث. تؤكد على أهمية فهم هذه المفاهيم في إطار اتفاقية سنداي للحد من مخاطر الكوارث، وأجندة 2030 للتنمية المستدامة. تبرز هذه الأبحاث الحاجة الملحة لنهج استباقي ومنسق لحوكمة إدارة مخاطر الكوارث. كما تقدم مراجعة الأدبيات نظرة عامة على التقدم والتحديات في حوكمة إدارة مخاطر الكوارث على الصعيد العالمي، مما يهيئ السياق لتحليل مركز عن فلسطين.

باستخدام المنهج الكمي، تجمع الدراسة رؤى من مختلف أصحاب المصلحة المشاركين في حوكمة إدارة مخاطر الكوارث في فلسطين. تحلل الدراسة البيانات الديموغرافية، والإحصاءات الوصفية، واختبار الفرضيات لتقييم مدى الالتزام السياسي، والأطر القانونية والسياساتية، والأطر المؤسسية وآليات التنسيق، وآليات التمويل، والوعي العام المتعلق بالحد من مخاطر الكوارث.

تكشف النتائج الرئيسية عن تحديات كبيرة تشمل عدم الاستقرار السياسي، والقيود الاقتصادية، والهياكل الحوكمية المجزأة، والوعي المحدود بين صناع القرار. كما تحدد الدراسة إجراءات حاسمة لتعزيز حوكمة إدارة مخاطر الكوارث، مثل تعزيز حملات المناصرة، ودمج الحد من مخاطر الكوارث في خطط التنمية الوطنية، وإنشاء وكالات مخصصة للحد من مخاطر الكوارث، وتعزيز التعاون الدولي، وتشجيع الشراكات بين القطاعين العام والخاص، وتنفيذ الإصلاحات التشريعية.

تختتم الأطروحة بتوصيات استراتيجية لتعزيز أطر حوكمة إدارة مخاطر الكوارث في فلسطين، مع التركيز على الحاجة إلى إصلاحات نظامية، وزيادة مشاركة أصحاب المصلحة، وآليات تمويل قوية. من خلال معالجة هذه التحديات، تهدف الدراسة إلى المساهمة في النقاش العالمي حول القدرة على الصمود في مواجهة الكوارث، خاصة في المناطق المتأثرة بالنزاعات، وتوفير خارطة طريق لتعزيز حوكمة إدارة مخاطر الكوارث في فلسطين.

الكلمات المفتاحية: حوكمة إدارة مخاطر الكوارث؛ الحد من مخاطر الكوارث؛ تحديات.