

An-Najah National University



Faculty of Engineering & Information Technology

Presented in partial fulfilment of the requirements for Bachelor
degree in Computer Engineering

Software Graduation Project



by:

Masa Sayegh
Masa Zablah

Supervised by: Dr. Louai Malhis

June 20, 2024

Acknowledgment:

We would like to express our very great appreciation to our supervisor; Dr. Louai Malhis for his time, efforts and for his great advice throughout working on this project.

We would also like to thank all the professors and teaching assistants in the Computer Engineering Department for all the cumulative knowledge we have gained from them over the years, without which we would not have completed this project.

Disclaimer Statement:

This report was written by Masa Sayegh and Masa Zablah ,students at the Computer Engineering Department, Faculty of Engineering, An-Najah National University. It has not been altered or corrected, other than editorial corrections, as a result of assessment and it may contain language as well as content errors. The views expressed in it together with any outcomes and recommendations are solely those of the students. An-Najah National University accepts no responsibility or liability for the consequences of this report being used for a purpose other than the purpose for which it was commissioned.

Table of Contents

Abstract:.....	8
Chapter 1: Introduction.....	9
1.1 Statement of the problem:.....	9
1.2 Objectives:.....	9
1.3 Significance or importance of your work:.....	10
1.5 Organization of the report:.....	11
Chapter 2: Theoretical Background and Previous Work	12
Chapter 3: Methodology.....	13
3.1 TOOLS, TECHNOLGIES, AND PROGRAMMING LANGAUGE.....	13
3.1.1 Tools:.....	13
3.1.2 PROGRAMMING LANGUAGE.....	14
3.3 FEATURES IMPLEMENTATION	19
3.3.1 MOBILE APPLICATION:.....	19
3.3.2 Website:.....	67
Chapter 4: Result and discussion:.....	94
Chapter 5: Conclusion.....	95
Chapter 6: References	96

List of Figures

Figure 1: Database	15
Figure 2: Product collection.....	16
Figure 3:Users' collection.....	16
Figure 4:Orders Collection	17
Figure 5: Carts Collection.....	17
Figure 6: Favorites Collection.....	18
Figure 7:Categories collections.....	18
Figure 8 :Coupons collection	18
Figure 9 - Start Page.....	19
Figure 10 :Login Pages	20
Figure 11:Sign Up Pages	21
Figure 12:Recommended for you	24
Figure 13: New Arrivals.....	25
Figure 14:Makeup Section.....	26
Figure 15 :Hair Care Section	28
Figure 16: Beauty Tools Section	29
Figure 17:Sort by options	30
Figure 18:search	31
Figure 19:Product details page.....	33
Figure 20:You might also like section	34
Figure 21 :Chat user and admin view	35
Figure 22:find my shade view	36
Figure 23: Shop Now page.....	38
Figure 24:Notification	40
Figure 25:Notifications	
Figure 26:Login inside.....	41
Figure 27:Sign up inside.	41
Figure 28:Account page	42
Figure 29:All orders with its status	43
Figure 30: order details, with tracking status,.....	43
Figure 31:Order details, Delivery address	43
Figure 32:My favorites page.....	44
Figure 33:Change password page.	45
Figure 34:Account details.....	45
Figure 35: Cart View	46
Figure 36:Paying methods.....	47
Figure 37:Payment Information	48
Figure 38: Shipping Information.....	48
Figure 39:Pay with visa page	49
Figure 40:Invalid Coupon	49
Figure 41:total with coupon.....	49
Figure 42:Cash on delivery page	50
Figure 43:Admin Add products by Category.....	52

Figure 44: Admin add products	53
Figure 45: Admin edit Products	54
Figure 46:Admin view all products	54
Figure 47:Admin Filter by Brand	55
Figure 48:Admin Filter by Quantity	55
Figure 49:Admin Top Selling Products	56
Figure 50:Admin Statistic	56
Figure 51: view All Orders	57
Figure 52:Admin edit Order	58
Figure 53:Admin add employe	62
Figure 54:Admin delete employe.....	63
Figure 55:Admin view Coupons.....	65
Figure 56:Admin Add Coupon.....	65
Figure 57:Admin-Notifications.....	66
Figure 58:website home page	67
Figure 59: website new Arrivals	67
Figure 60:website home page shop makeup	68
Figure 61::website home page shop hair care.....	68
Figure 62::website home page shop skincare	69
Figure 63::website shop makeup.....	69
Figure 64:website shop makeup cheeks category	70
Figure 65: website shop makeup Lips category	70
Figure 66:website shop skincare.....	71
Figure 67:website shop skincare cleanse category	71
Figure 68:website shop skincare eyecare category	72
Figure 69:website shop Hair care.....	72
Figure 70:website shop hair care treat & style category.....	73
Figure 71:website shop hair care tools category.....	73
Figure 72:website find my shade	74
Figure 73:website Products details.....	74
Figure 74:website products review.....	75
Figure 75:website you may also like.....	75
Figure 76:website login.....	76
Figure 77:website Sign up	76
Figure 78:website Recommended for you	77
Figure 79:website Profile.....	77
Figure 80: website my Orders	78
Figure 81:website Order Details	78
Figure 82:website add review	79
Figure 83: website my favorites	79
Figure 84:website user information.....	80
Figure 85:website cart.....	80
Figure 86:website payment method	81
Figure 87:website Checkout page.....	81
Figure 88:website add shipping information.....	82
Figure 89:website add payment information.....	82
Figure 90:website add coupon to order	83

Figure 91:website admin add Products.....	83
Figure 92:website admin Total seals	84
Figure 93:website admin Statistic.....	84
Figure 94:website admin top selling Products	85
Figure 95:website All Orders	85
Figure 96:website filter order by payment method.....	86
Figure 97:website filter order by payment method.....	86
Figure 98:website Admin all products.....	87
Figure 99:website Admin makeup products	87
Figure 100:website Admin skincare products.....	88
Figure 101:website Admin haircare products	88
Figure 102:website Admin beauty tools products.....	89
Figure 103:website Admin new Arrivals products	89
Figure 104: website admin add employ	90
Figure 105:website all employe	90
Figure 106:website admin add coupon	91
Figure 107:website view all copouns.....	91
Figure 108:admin edit Product information.....	93

Abstract:

In this generation, the need for online shopping in the beauty industry is rising, and the majority of women, regardless of age, are interested in beauty products. However, they often struggle with choosing the best sources that provide reliable international brands with affordable prices. Our project objective is to provide a convenient and personalised shopping experience for users and offer sellers a platform to reach a wider audience and manage their products effectively. It aims to develop a comprehensive e-commerce platform for selling makeup and skincare products.

The platform includes a user-friendly application and website with distinct categories for makeup and skincare products. Users can register and create an account, enabling them to track their purchases. They can easily search for products, view detailed descriptions, and prices. They can save, like, and add products to their shopping cart and specify quantities for purchase. The checkout process is streamlined, allowing users to make purchases using VISA, or cash on delivery. After purchasing, users can rate products and provide feedback, enhancing the community's shopping experience. For skincare products. The platform also provides notifications for sales, keeping users informed about discounts. Additionally, users who make purchases totaling over a certain amount will receive a discount, encouraging repeat purchases and customer loyalty. Administrators have full control over the platform, being able to add new products, manage inventory, and upload sales information.

After some research, we discovered that while there are a lot of beauty platforms available globally, there aren't many in our country and none that provide products from global brands. There are some social media platforms where you need to make orders on direct messages, and the procedure is time-consuming and costly.

Chapter 1: Introduction

1.1 Statement of the problem:

Consumers in the beauty industry face difficulties finding reliable sources for international brands at affordable prices. Existing platforms are often inefficient, requiring orders through social media direct messages, which is time-consuming and costly. Our country lacks a comprehensive e-commerce platform tailored to beauty products.

The need exists for a user-friendly platform that offers a wide range of makeup and skincare products, simplifies purchasing, and provides reliable service. Sellers also need a platform to reach more customers and manage their products effectively.

This project aims to fill these gaps by developing an e-commerce platform that delivers a seamless shopping experience for users and efficient product management for sellers.

1.2 Objectives:

- Develop a User-Friendly Platform.
- Provide a Wide Range of Products.
- Enable User Registration and Account Management
- Simplify Product Search and Purchase
- Streamline the Checkout Process: Facilitate easy and secure payment options, including VISA and cash on delivery.
- Enhance Post-Purchase Engagement: Enable users to rate and review products, contributing to the community's shopping experience.
- Implement Sales Notifications: Inform users about discounts and promotions through timely notifications.
- Support Sellers with Effective Tools: Equip administrators with tools to add new products, manage inventory, and update sales information efficiently.

1.3 Significance or importance of your work:

The development of an e-commerce platform tailored to the beauty industry is essential and timely due to several compelling reasons:

1. **Rising Demand for Online Beauty Shopping:**
 - The global beauty market is experiencing rapid growth, driven by increasing consumer interest in makeup and skincare products. Online shopping for beauty products is particularly popular, as it offers convenience and access to a wide variety of products. By creating a specialized platform, we cater to this rising demand and provide a solution that meets the needs of modern consumers.
2. **Gap in the Local Market:**
 - Despite the abundance of beauty platforms globally, our country lacks a comprehensive platform that offers international brands. This project fills that gap, providing local consumers with reliable access to high-quality beauty products that were previously hard to find.
3. **Convenience and Efficiency:**
 - Current purchasing methods through social media are inefficient and time-consuming. Our platform simplifies the shopping process, making it easier for consumers to browse, select, and purchase products with minimal effort. This improved user experience can lead to higher customer satisfaction and retention.
4. **Market Projections:**
 - According to market research, the global beauty and personal care market is projected to reach USD 716.6 billion by 2025, growing at a CAGR of 5.9%. This growth is driven by increasing consumer spending on beauty products and the shift towards online shopping. By entering this market, our platform has the potential to capture a significant share of this growing industry.
5. **Economic Benefits:**
 - The platform not only benefits consumers but also provides local sellers with a new avenue to reach a wider audience. This can stimulate the local economy by supporting small businesses and

entrepreneurs in the beauty industry, creating job opportunities and fostering economic growth.

1.5 Organization of the report:

This report will include a walking through all the process that was done to build this project, starting from the constraints and how they were handled, the standards and technologies that were used, then it describes the full process and features in the project, it then discusses the results and ends with a conclusion which summarizes the whole work.

Chapter 2: Theoretical Background and Previous Work

In the ever-changing world of e-commerce, the confluence of consumer behavior and technology is altering the way that companies interact with their markets.

E-commerce Evolution and Impact:

E-commerce has evolved from being a convenience to being a need because to improvements in technology and global connectivity. Global consumer expectations and corporate tactics have been greatly impacted by the democratization of online purchasing brought about by the widespread use of smartphones and ubiquitous internet connection. For instance, as Spiralytics' report on "The Past, Present, Future of E-commerce" points out, industry titans like Amazon and Alibaba have redefined efficiency and ease in buying experiences.

The Use of Mobile Apps in Online Shopping:

In this evolution, mobile applications play a crucial role by enabling smooth browsing, buying, and reviewing procedures. The International Journal of Advanced Computer Science and Applications (IJACSA) highlights how important these applications are to daily life, improving accessibility and usability—two factors that are critical for being competitive in the online marketplace.

Focus on markets and specialized platforms:

In the cosmetics and skincare industry, the review highlights niche e-commerce sites like Aurora. These platforms provide creative solutions for successfully satisfying market demands while exactly catering to consumer preferences and industry demands.

This analysis highlights the strategic changes and new trends that businesses need to follow in order to succeed in this changing environment, in addition to capturing the revolutionary effect of technology on e-commerce.

Chapter 3: Methodology

3.1 TOOLS, TECHNOLOGIES, AND PROGRAMMING LANGUAGE

3.1.1 Tools:

- **VS Code:** We used VS Code as our primary code editor for writing and debugging code. Its extensions and integrated terminal support streamline our development workflow.
- **Android Studio:** Android Studio is used for building, testing, and deploying the Android version of our mobile application. It provides tools and features that simplify the development process, including an emulator, code templates, and debugging tools.
- **Firebase:** Firebase provides various backend services such as authentication, real-time database, cloud storage, and hosting. We use Firebase to manage user authentication, store dynamic content, and deploy our web application.
- **Postman:** Postman is used for testing and debugging our API endpoints. It helps us ensure that our backend services are functioning correctly and that data exchanges between the client and server are reliable and secure.
- **GitHub:** Collaboration and version control were facilitated through GitHub, which allowed work organization with my partner and efficient tracking of code modifications.
- **Nodemon:** it significantly enhanced the development process by automatically restarting the application upon any file modification in the directory.

3.1.2 PROGRAMMING LANGUAGE

- Flutter: We used Flutter as our front-end developing cross-platform mobile applications for Android . It allows for a consistent and high-performance user experience across different devices. Flutter's widget-based architecture enables rapid development and easy customization of the user interface.
- Node js: Node.js is used for building our backend services. It allows us to create scalable and high-performance server-side applications that handle API requests, manage database interactions, and process business logic.
- MongoDB: MongoDB is our primary database for storing user data, product information, and transaction records. Its document-oriented structure allows for efficient data retrieval and storage, supporting the scalability of our platform.

3.2 Database:

MongoDB is a document database that provides the flexibility and scalability you require together with the required query and indexing features. We put efficiency, scalability, and adaptability top priority when creating the database for our Flutter application. We choose MongoDB, a NoSQL document-oriented database, due to its flexible schema design and capacity to handle unstructured data. Since MongoDB doesn't require a set schema like traditional relational databases do, we can create and iterate more dynamically.

When appropriate, we incorporated similar data into a single document using data denormalization to improve read performance. This method speeds up data retrieval by reducing the need for intricate joins. For example, we may retrieve all the required information with a single query by integrating user profile data and connected order information into the same document.

To ensure data consistency, we employed referencing for collections containing regularly updated data, including product information in orders. For further efficiency optimization, we also implemented indexing on fields that are often searched, such as product names and category name.

We built a strong, scalable database structure that is ideal for meeting the changing requirements of our application by utilizing MongoDB's adaptable schema design and strong querying features.

Our database collections:

Collection Name	Documents	Logical Data Size	Avg Document Size	Storage Size	Indexes	Index Size	Avg Index Size
carts	17	2.48KB	150B	36KB	1	36KB	36KB
categories	14	1.21KB	89B	36KB	1	36KB	36KB
coupons	8	1.04KB	134B	36KB	2	72KB	36KB
favorites	9	1.46KB	166B	36KB	1	36KB	36KB
orders	27	15.06KB	572B	44KB	1	36KB	36KB
products	47	67.67KB	1.44KB	92KB	1	36KB	36KB
users	29	6.91KB	245B	44KB	1	36KB	36KB

Figure 1: Database

```

_id: ObjectId('66421a140a061676a19a38cd')
name: "FauxFilter Matte Concealer"
description: " crease-proof, medium to full buildable coverage creamy concealer that_"
richDescription: "For a Luminous Matte, Skin-like Finish:
  _"
image: "https://firebasestorage.googleapis.com/v0/b/aurora-e011e.appspot.com/o_"
images: Array (3)
brand: "Huda Beauty"
price: 120
category: ObjectId('664205220a061676a19a38b3')
countInStock: 2
numReviews: 20
isFeatured: true
ingredients: "WATER/AQUA/EAU, CYCLOPENTASILOXANE, PROPANEDIOL, DIMETHICONE, PHENYL T_"
shadesNum: 4
shades: "Honey, Nougat, Cookie Dough, Crumble,"
dateCreated: 2024-05-13T13:48:04.261+00:00
ratings: Array (3)
  0: Object
    userId: "nas16@gmail.com"
    rating: 4
    comment: "I Love it"
    _id: ObjectId('666f552f8bfaabecec4f3abc')
  1: Object
  2: Object
    userId: "hala_sayegh@gmail.com"
    rating: 3
    comment: "it's look good"
    _id: ObjectId('667d88f9db3af5263d4aead5')
  __v: 3
discount: 0
shadesColors: "Color(0xffffd0b7),Color(0xffff4ca9d),Color(0xffe8bb94),Color(0xffc8834c_"

```

Figure 2: Product collection

```

_id: ObjectId('667d80dedb3af5263d4ae331')
email: "hala_sayegh@gmail.com"
password: "40b787e94778266fb196a73b7a77edf9de2ef172451a2b87531324812250df8f26fcc1..."
firstName: "Hala"
secondName: "sayegh"
__v: 0

```

Figure 3:Users' collection.

```
_id: ObjectId('667af530e4fec090299d523f')
user: "mas16@gmail.com"
nameUser: "masaSayegh"
▼ items: Array (3)
  ▼ 0: Object
    product: ObjectId('6669a7bf9a82808e07af0604')
    quantity: 1
    shade: "i"
    _id: ObjectId('667af530e4fec090299d5240')

  ▼ 1: Object
    product: ObjectId('666f1a018bfaabecec4f3430')
    quantity: 1
    shade: "perple"
    _id: ObjectId('667af530e4fec090299d5241')

  ▼ 2: Object
    product: ObjectId('6669a6169a82808e07af0579')
    quantity: 1
    shade: "pink"

totalPrice: 75
▼ shippingAddress: Object
  street: "fisal street"
  city: "Nablus"

  primaryPhone: "0598231238"
status: "Shipped"
coupon: ObjectId('667ad5e81f1ab54164950f4f')
discount: 0
payType: "Visa"
createdAt: 2024-06-25T16:49:52.653+00:00
__v: 0
shippingDate: 2024-06-26T21:00:00.000+00:00
```

Figure 4:Orders Collection

```
_id: ObjectId('6676b80d4902a4e09b3b82ce')
user: "lo@gmail.com"
▼ items: Array (1)
  ▼ 0: Object
    product: ObjectId('664217df0a061676a19a38c7')
    quantity: 1
    shade: "Peach"
    _id: ObjectId('667d7838db3af5263d4adb3f')
  createdAt: 2024-06-22T11:39:57.779+00:00
  __v: 12
```

Figure 5: Carts Collection

```
_id: ObjectId('667d8113db3af5263d4ae373')
user : "hala_sayegh@gmail.com"
▼ products : Array (3)
  0: ObjectId('66421a140a061676a19a38cd')
  1: ObjectId('664217df0a061676a19a38c7')
  2: ObjectId('667d8386db3af5263d4ae513')
createdAt : 2024-06-27T15:11:15.218+00:00
updatedAt : 2024-06-27T15:46:03.759+00:00
__v : 4
```

Figure 6: Favorites Collection

```
_id: ObjectId('666961039a82808e07af0127')
name : "Beauty Products"
icon : "Beauty Products"
color : " perple"
__v : 0
```

Figure 7:Categories collections.

```
_id: ObjectId('667ad6e61f1ab54164950f52')
code : "Spring2024"
discountType : "Percentage"
discountValue : 20
expirationDate : 2024-06-27T00:00:00.000+00:00
isActive : true
__v : 0
```

Figure 8 :Coupons collection

3.3 FEATURES IMPLEMENTATION

3.3.1 MOBILE APPLICATION:

- **User side:**

- Welcome page:

The user can choose to login or sign up, and can also continue without registration.

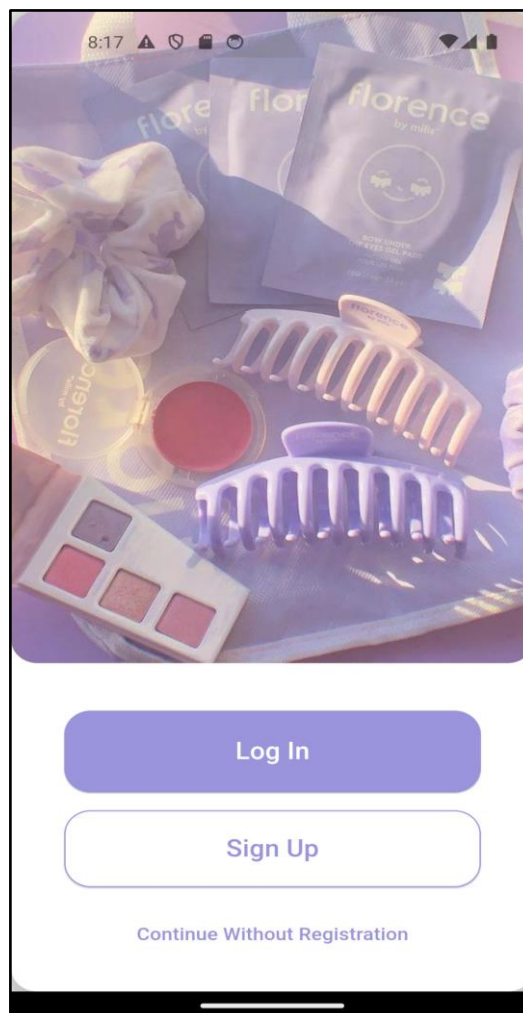


Figure 9 - Start Page

- Login:

The user enters his email and password, and if any of them or both are incorrect it will show to him to enter a valid email or password.

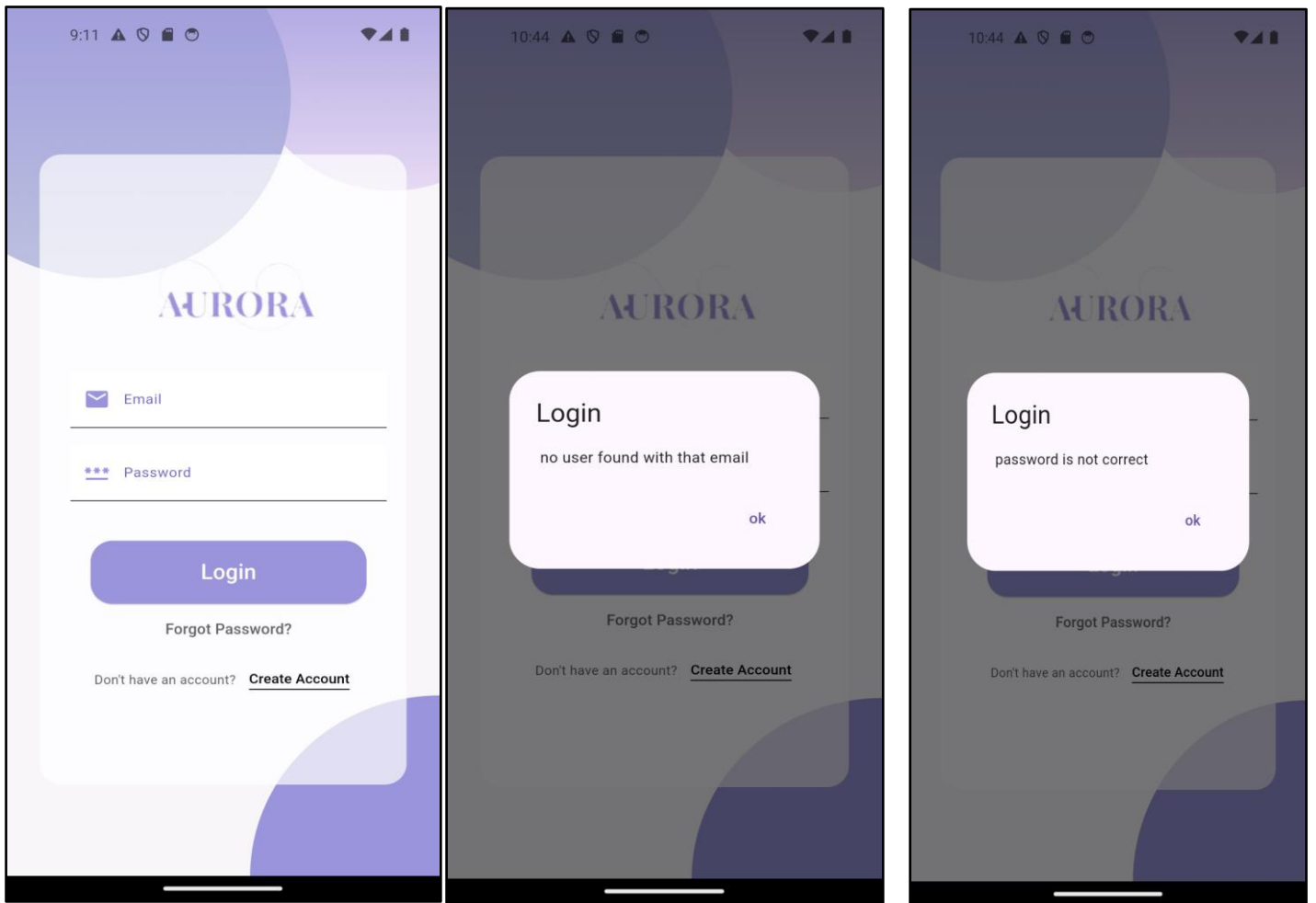
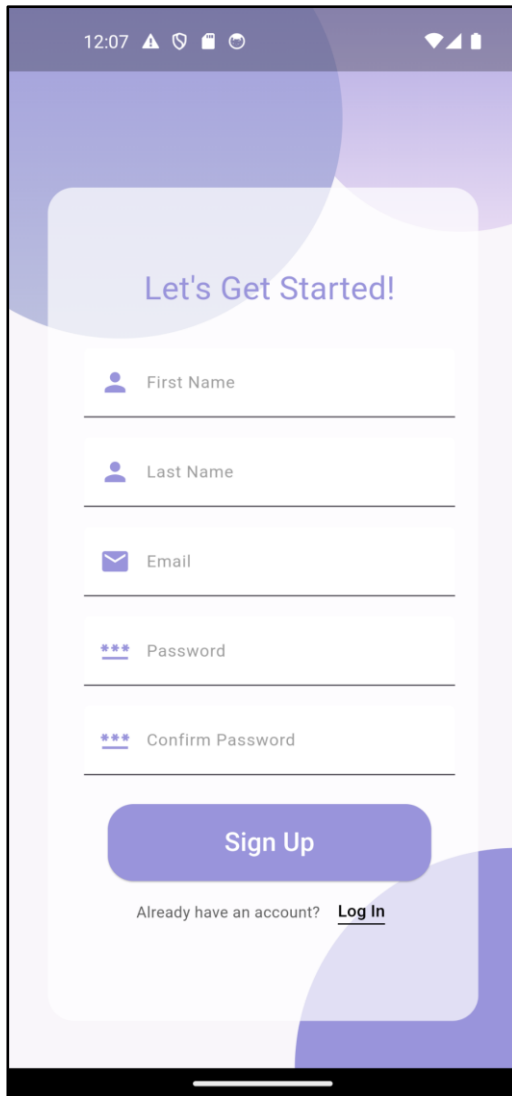


Figure 10 :Login Pages

- Sign up:

New users can create an account, and fill their information to complete the registration process(First Name, Last Name, Email, and password).

If the user enters 2 different passwords, it will show that password does not match.



12:07

Let's Get Started!

First Name

Last Name

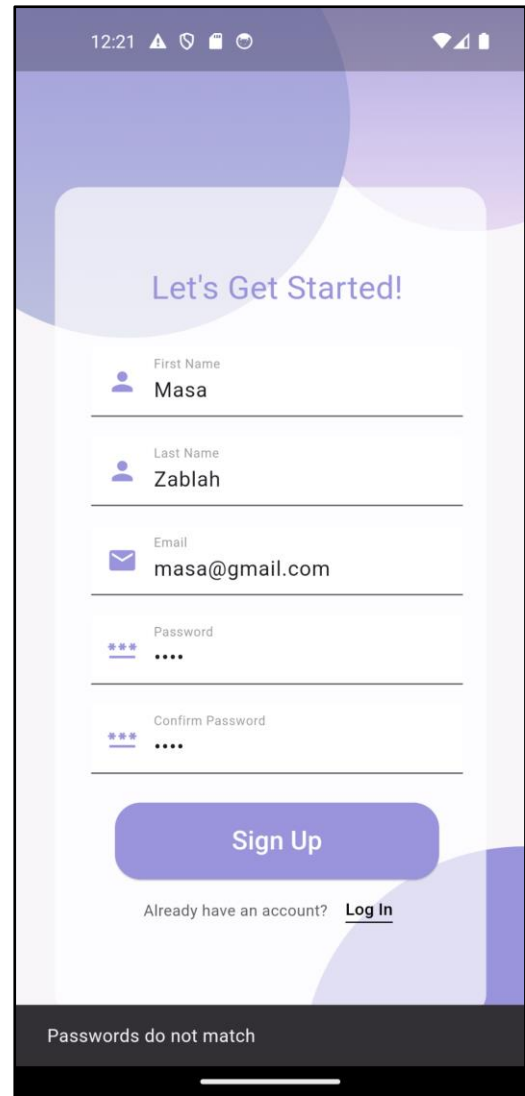
Email

Password

Confirm Password

Sign Up

Already have an account? [Log In](#)



12:21

Let's Get Started!

First Name
Masa

Last Name
Zablah

Email
masa@gmail.com

Password

Confirm Password

Sign Up

Already have an account? [Log In](#)

Passwords do not match

Figure 11: Sign Up Pages

- Forget password:

f the user forgets his password he can reset it by entering his email, then he will get a link that has a code, he can use this code to direct hm to a page that will let her create a new password.

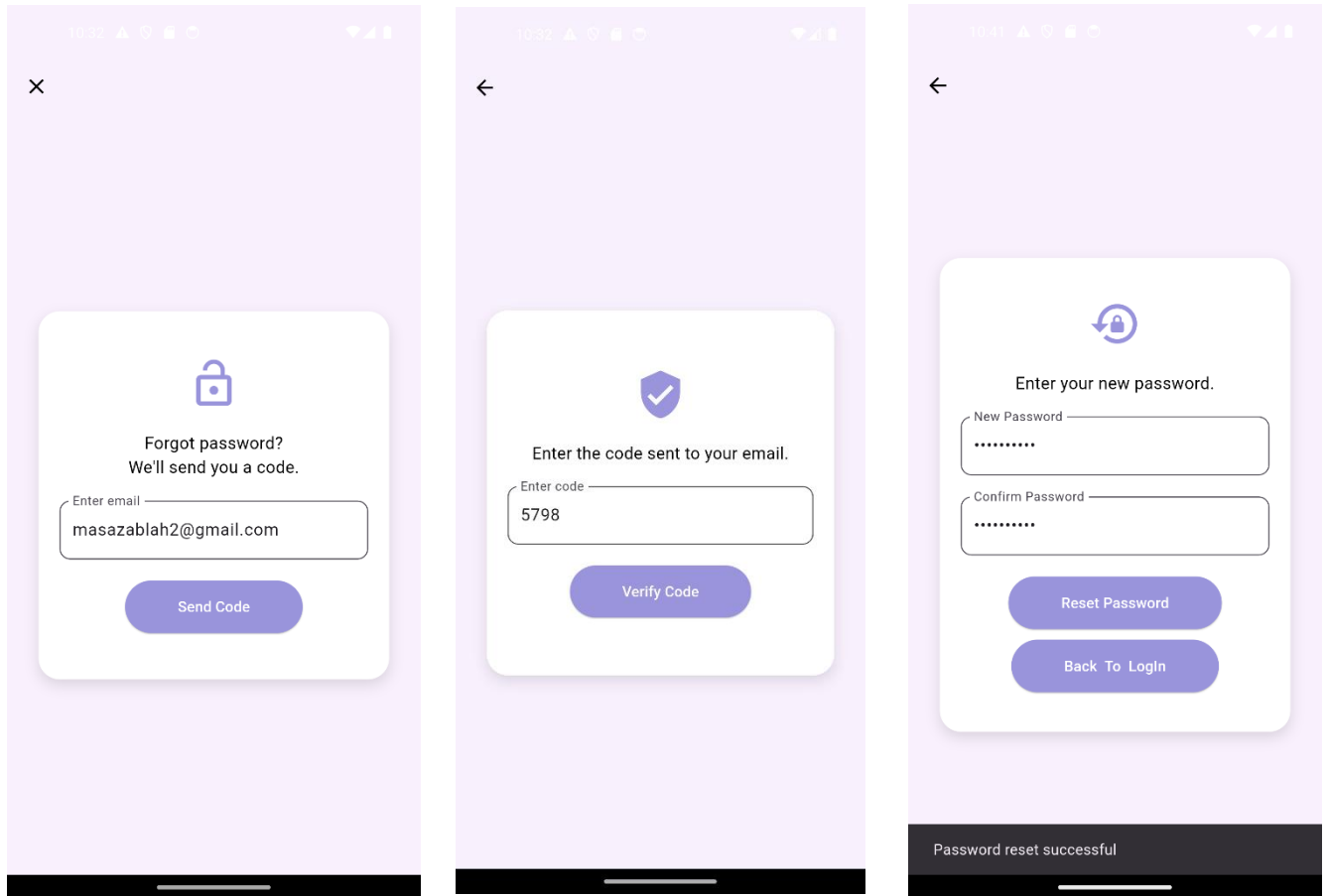


Figure 12: Forgot Password Pages

- Home Page:

The home page of our app is designed to provide users with an engaging and intuitive shopping experience. It is structured into several key sections that guide users through various product categories and recommendations. Here's a detailed breakdown of each section:

1. **Promotional Banner:** The top section of the page features a promotional banner slider showcasing current sales and special offers. The slider provides visual appeal and highlights key promotions to attract user attention. In addition to advertisements by social media influencers, it offers personal coupons that the user can use to apply discounts.

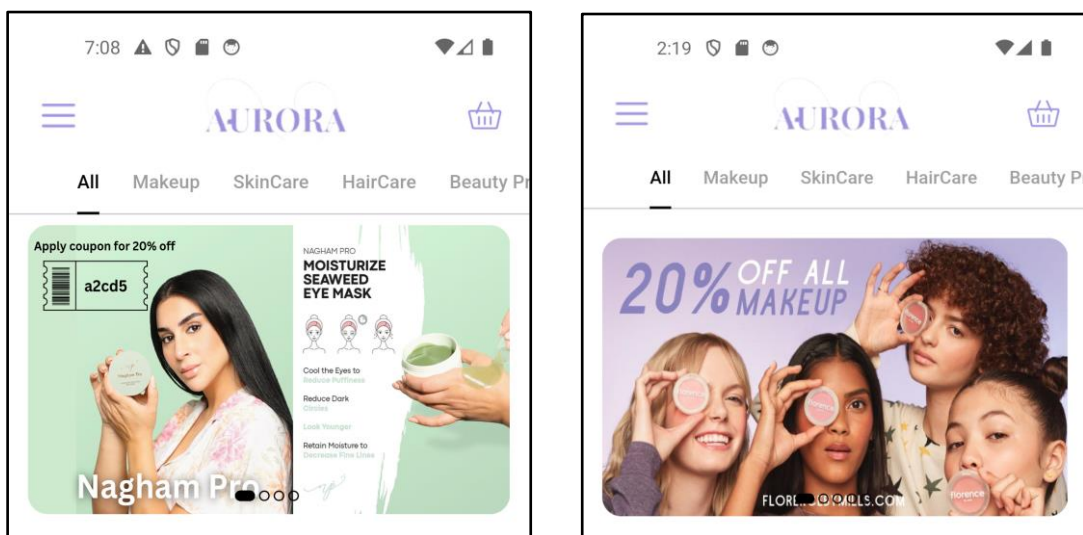


Figure 13: Promotional banner

2. **Recommended for you:** The "Recommended for You" section is displayed to logged-in users, showcasing products tailored to their preferences. This section highlights items that align with the user's interests, based on their past

interactions and likes. For example, if a user frequently likes Huda Beauty products, more Huda Beauty items will be featured. Similarly, if the user shows a preference for face makeup, the section will predominantly display face makeup products. A "View More" link is available for users to explore the complete list of recommended products.

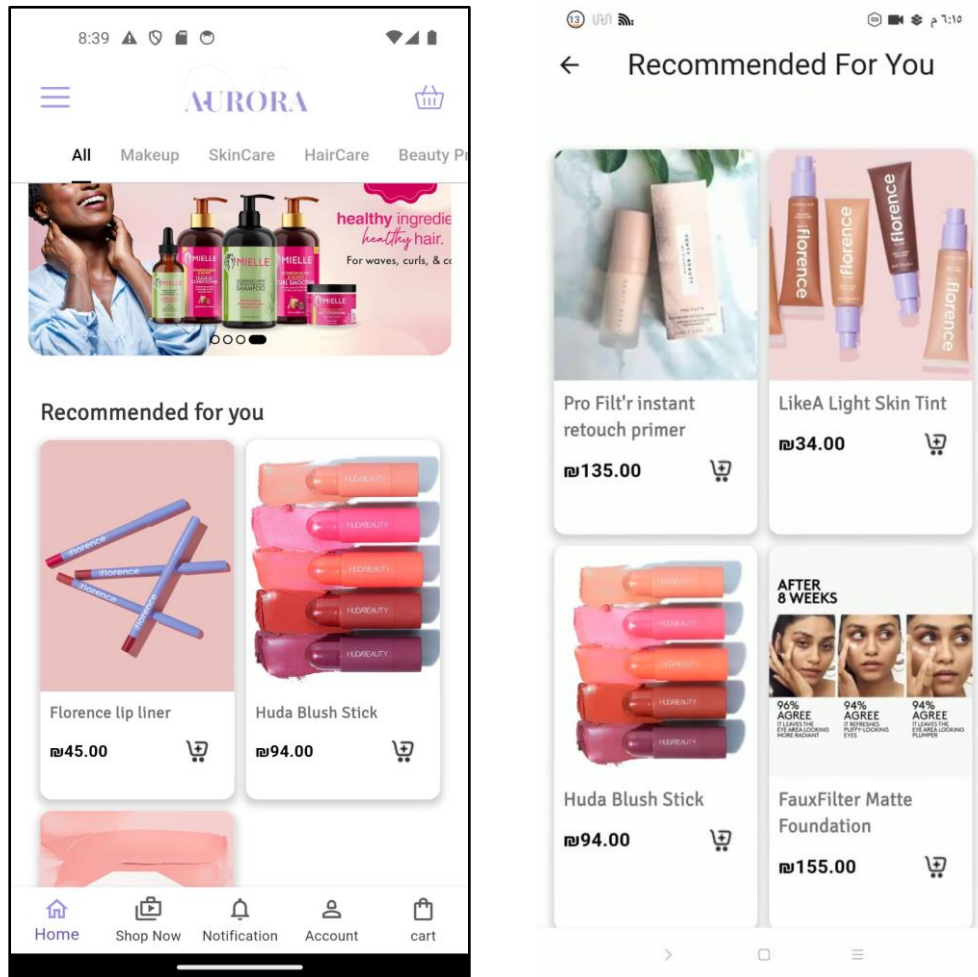


Figure 14: Recommended for you section

3. **New Arrivals:** The "New Arrivals" section showcases the newest products added to our platform. Users can click the "View More" link to explore the complete list of new arrivals.

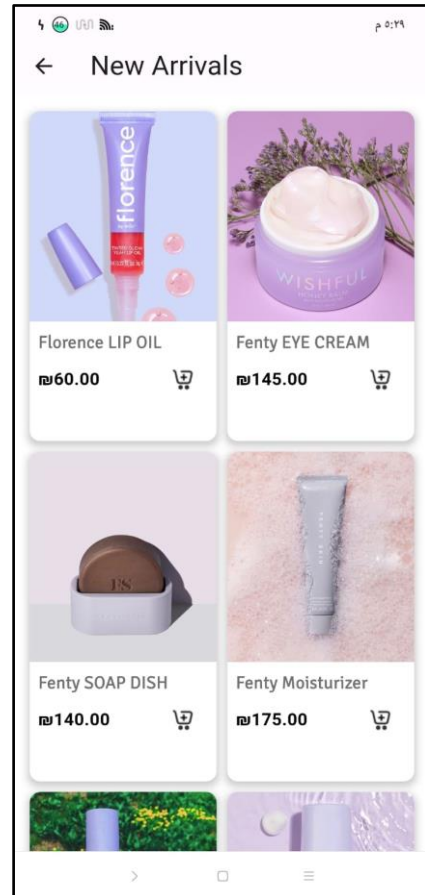
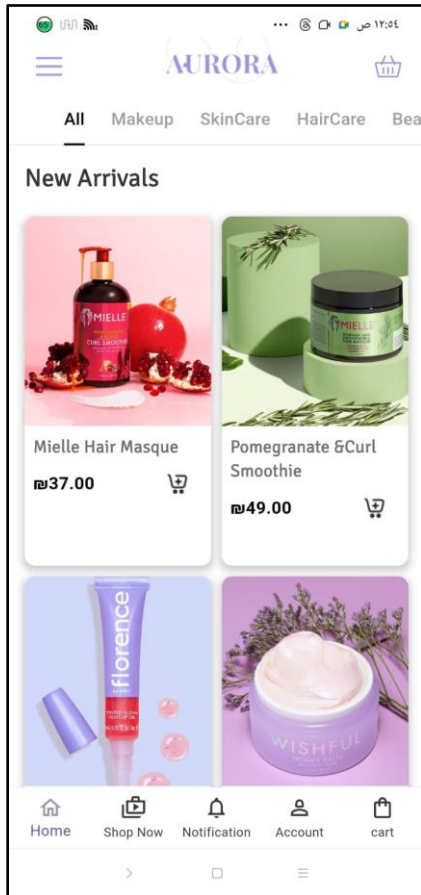


Figure 15: New Arrivals

4. **Shop Makeup:** It includes a variety of makeup items such as foundations, lipsticks, eyeshadows, and more. There is a "View More" link at the end of the section that takes users to the complete makeup category page

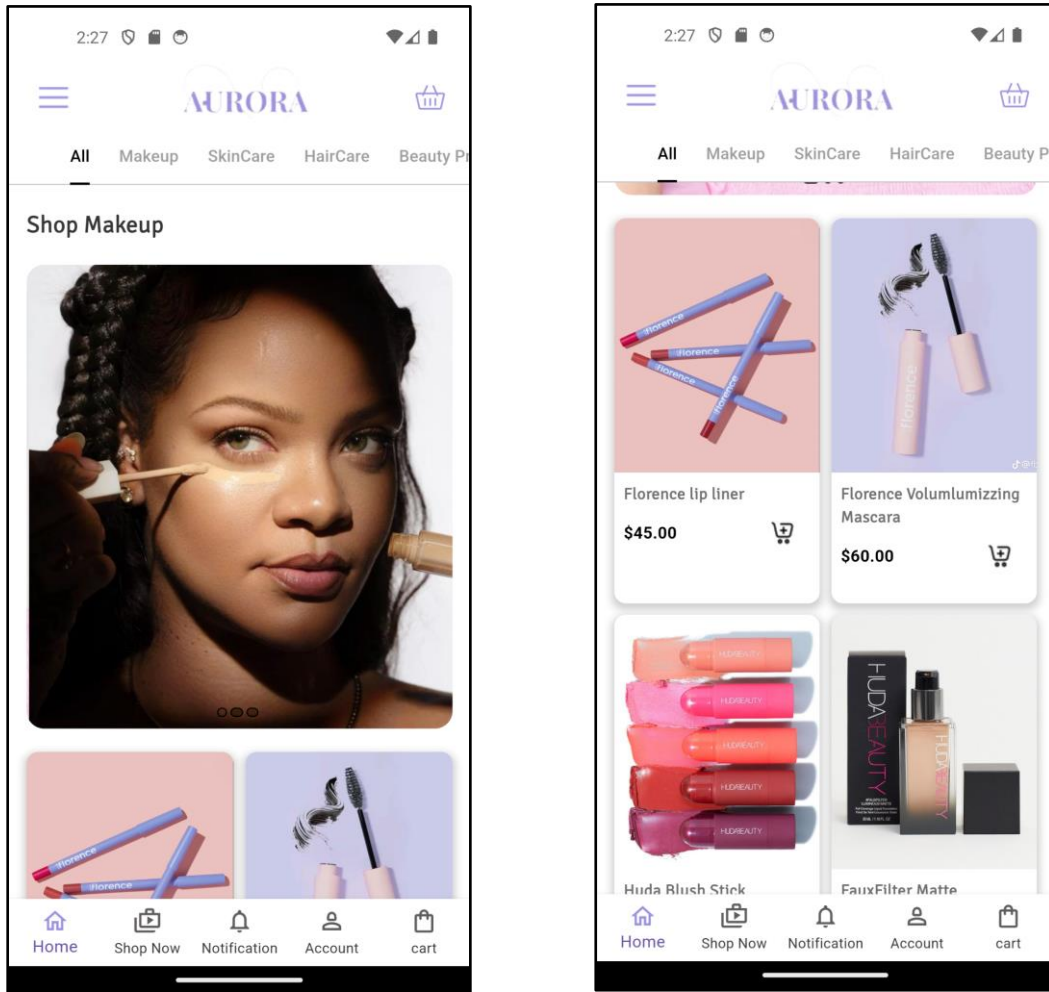


Figure 16:Makeup Section

5. **Shop Skin Care:** Similar to the makeup section, this part features skincare products.



Figure 17: Skin care section

6. **Shop Hair Care:** A section dedicated to Hair Care products.

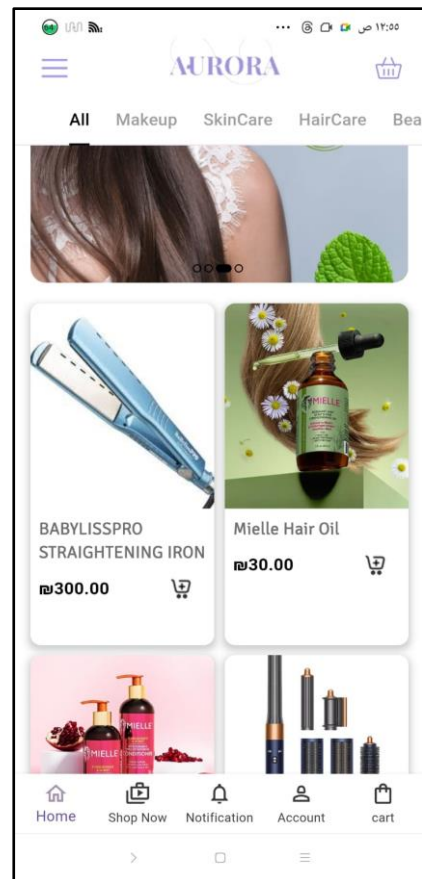


Figure 18 :Hair Care Section

7. **Shop Beauty Tools:** A section dedicated to Beauty tools.

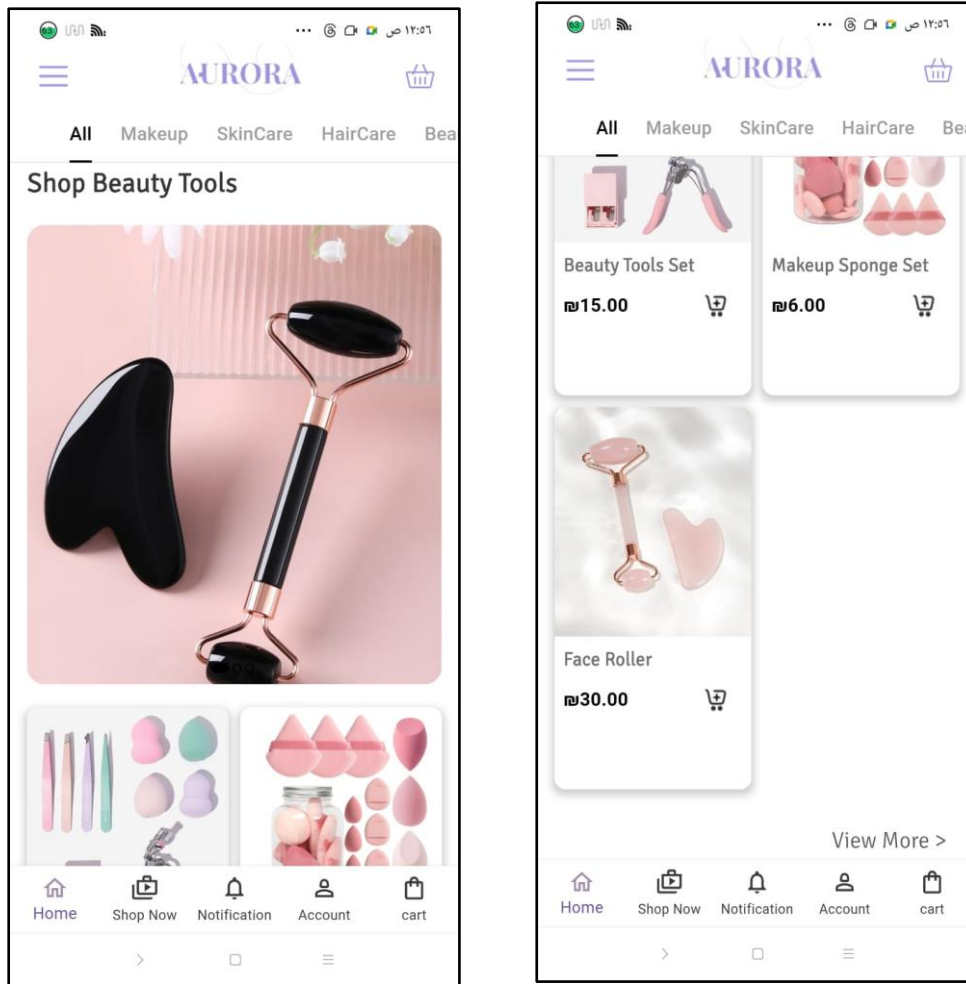


Figure 19: Beauty Tools Section

- Top bar:

The top bar has the 5 categories our application provides: [Makeup, skin care, hair care, beauty tools, and best seller]. In addition to the chat feature, and find your shade feature.

- ❖ The "Shop Clean Makeup" page is designed to provide users with an organised and convenient way to browse and shop for makeup products. Here's a detailed overview of the page's elements:

- The search bar allows users to quickly find specific products by typing keywords.
- Next to the search bar, the filter icon lets users refine their search results based on different criteria such as lowest price, highest price, and brand.
- The user can choose the makeup category [all, face, eyes, cheeks, brows, and lips].

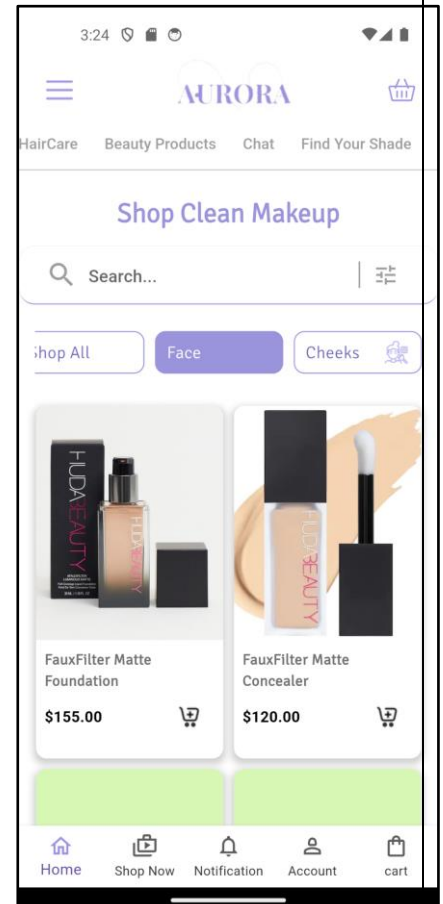
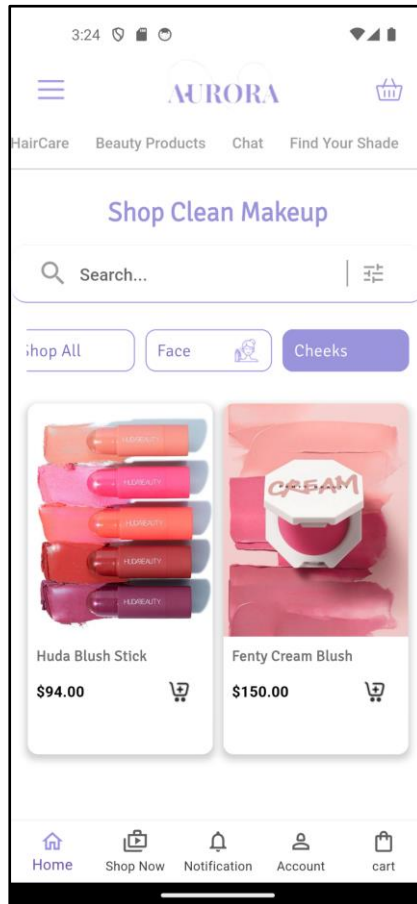
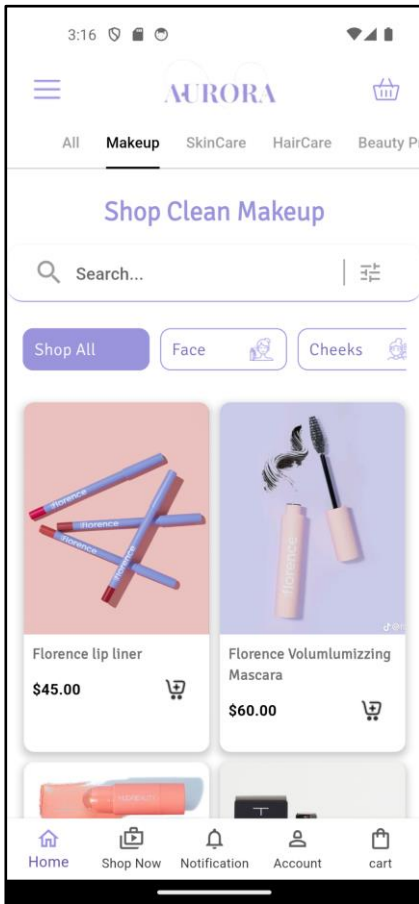


Figure 20: makeup page

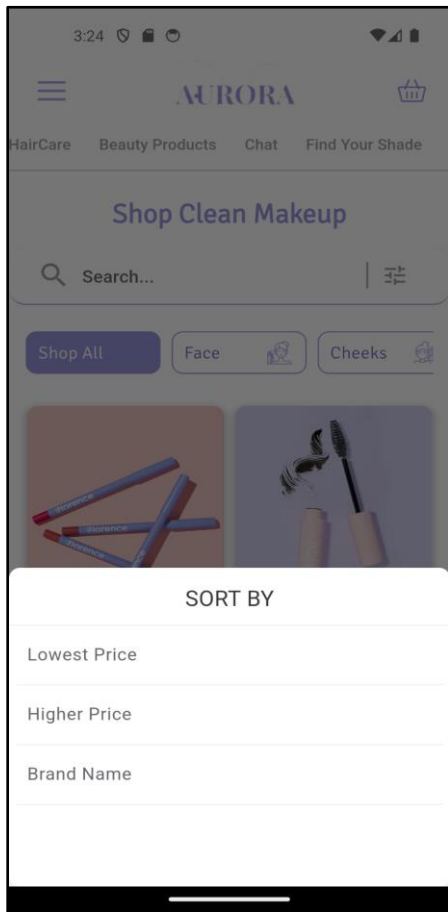


Figure 23: Sort by

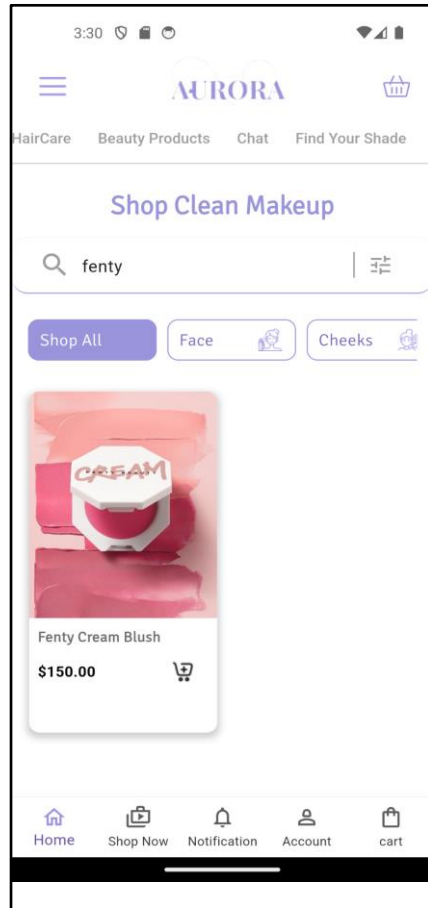


Figure 22: search

❖ The same for the skin care:

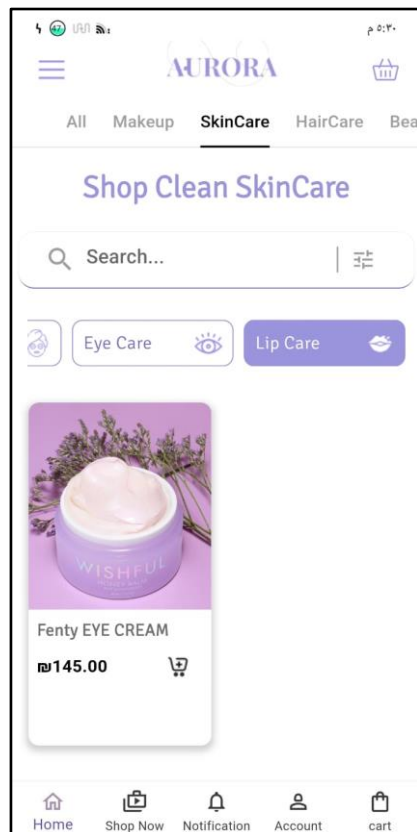
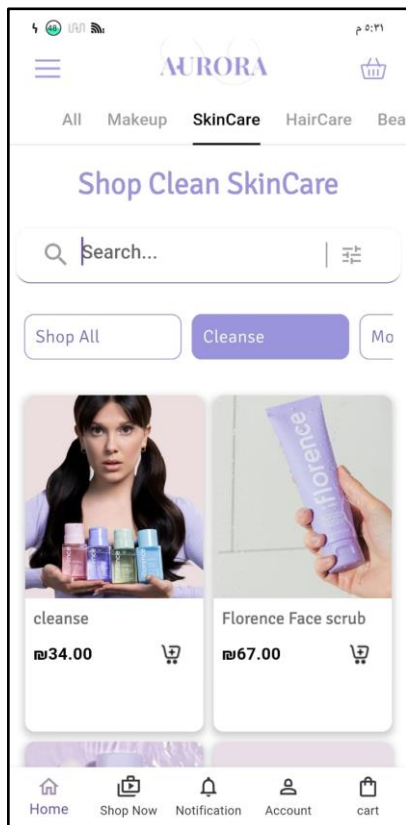


Figure 24: skin care page

❖ Hair care:

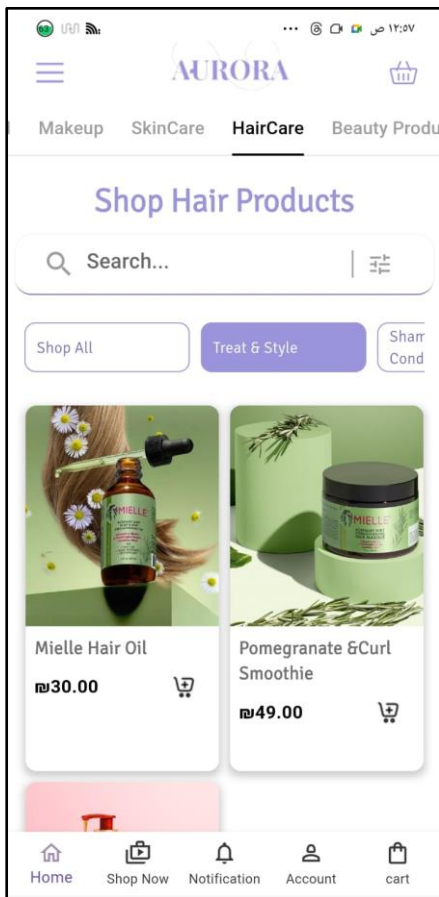


Figure 25: hair care page

❖ Beauty Tools:

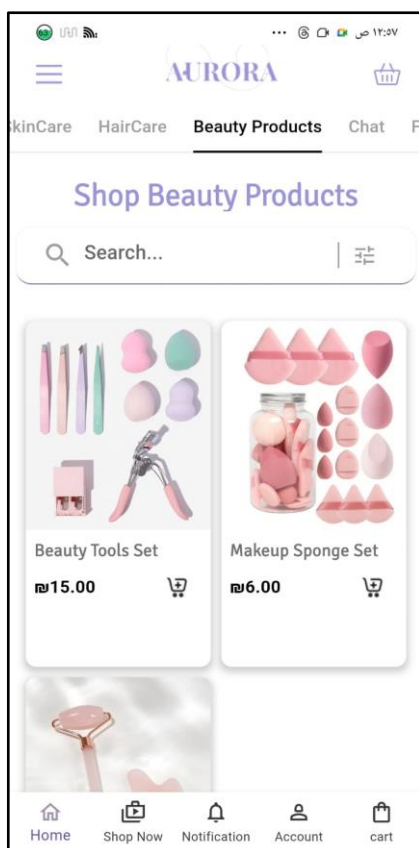


Figure 26: beauty tools page

- ❖ **Product Details:** when the user clicks on a product, he can view product details, including Name, price, shades, ratings, product info, how to use, ingredients, and text reviews.

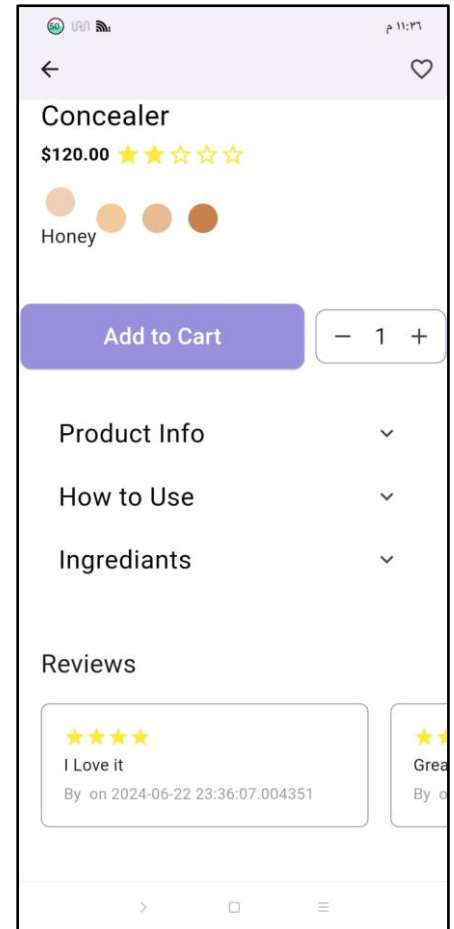
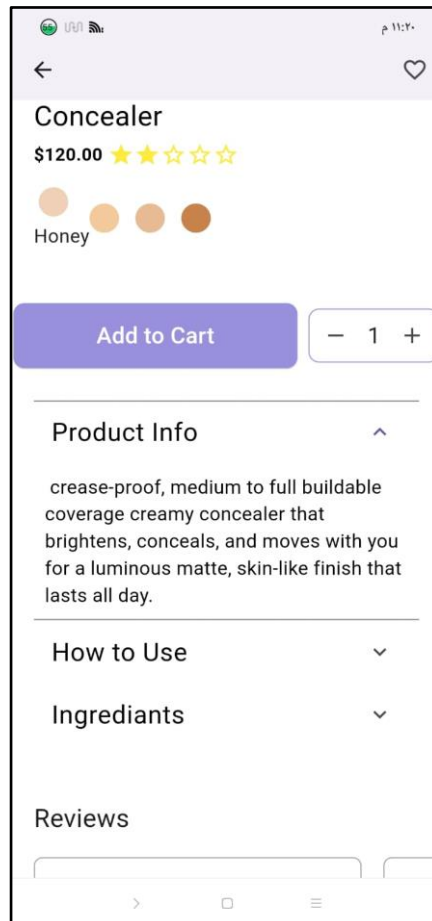
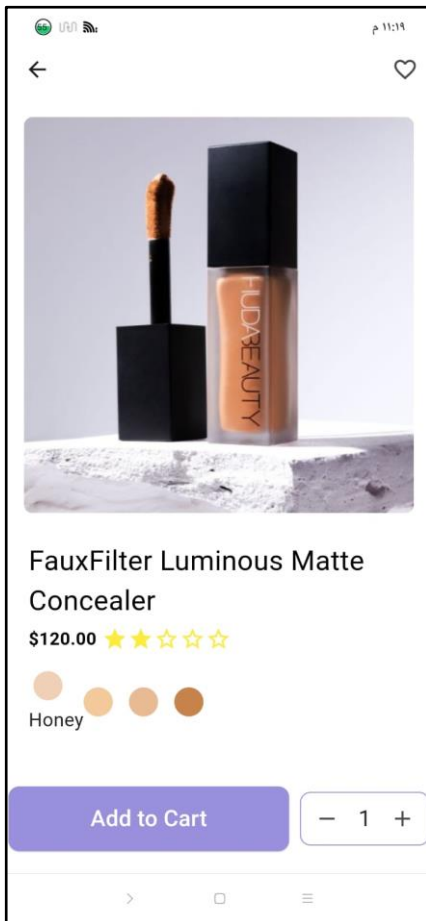


Figure 27: Product details page

The user can choose the quantity, and shade, then add it to cart. He can also like the product to add it to favourites.

Under the reviews there is a you also might like section that will have products that are similar to this product under the same category.

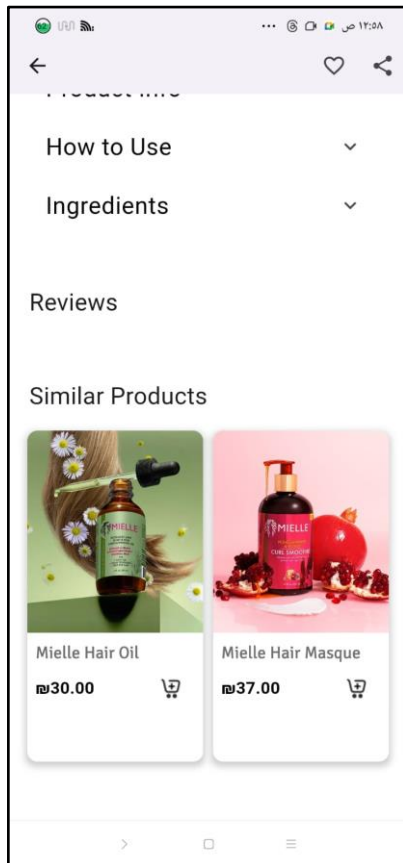


Figure 28: You might also like section

- ❖ Chat: Users can send messages to inquire about anything and also have the option to send pictures to ask about specific products. These messages will be received by the application admin, who can then respond to the user's queries..

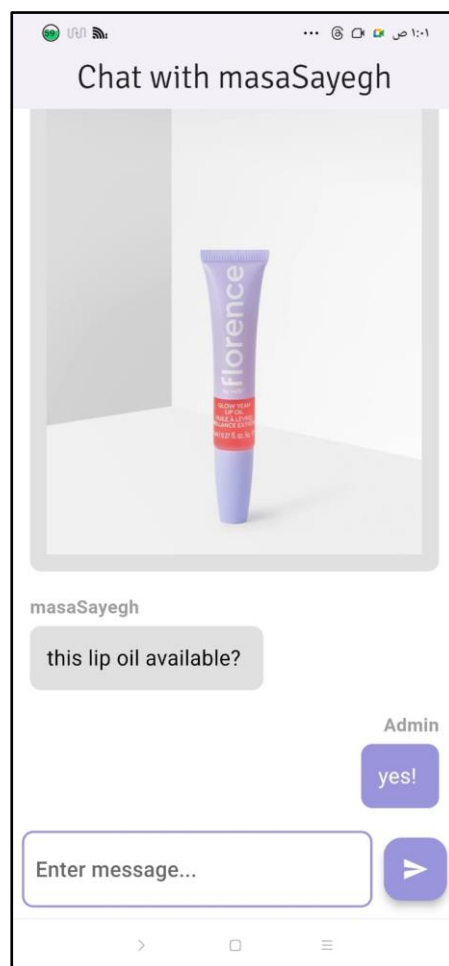
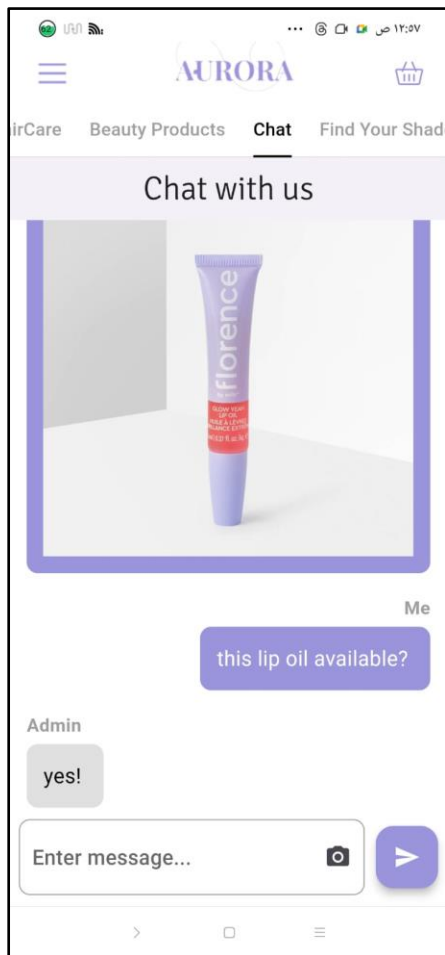


Figure 29 :Chat user and admin view

- ❖ Find My Shade: The "Find Your Shade" feature is a sophisticated functionality integrated into our ecommerce platform to help users find the best matching foundation shade based on their skin tone. This feature utilizes advanced image processing techniques to analyze facial images and suggest the most suitable foundation shade.

Functionality:

- User Input: Upload or take a photo.
- Image Processing: Detects face and analyses skin tone.
- Shade Suggestion: Suggests the closest matching foundation shade.
- Product Recommendation: Recommends a foundation product based on the suggested shade.

Results:

- No Face Detected: Displays a message if no face is found.
- Face Detected and Shade Suggested: Shows the suggested shade and recommended product.

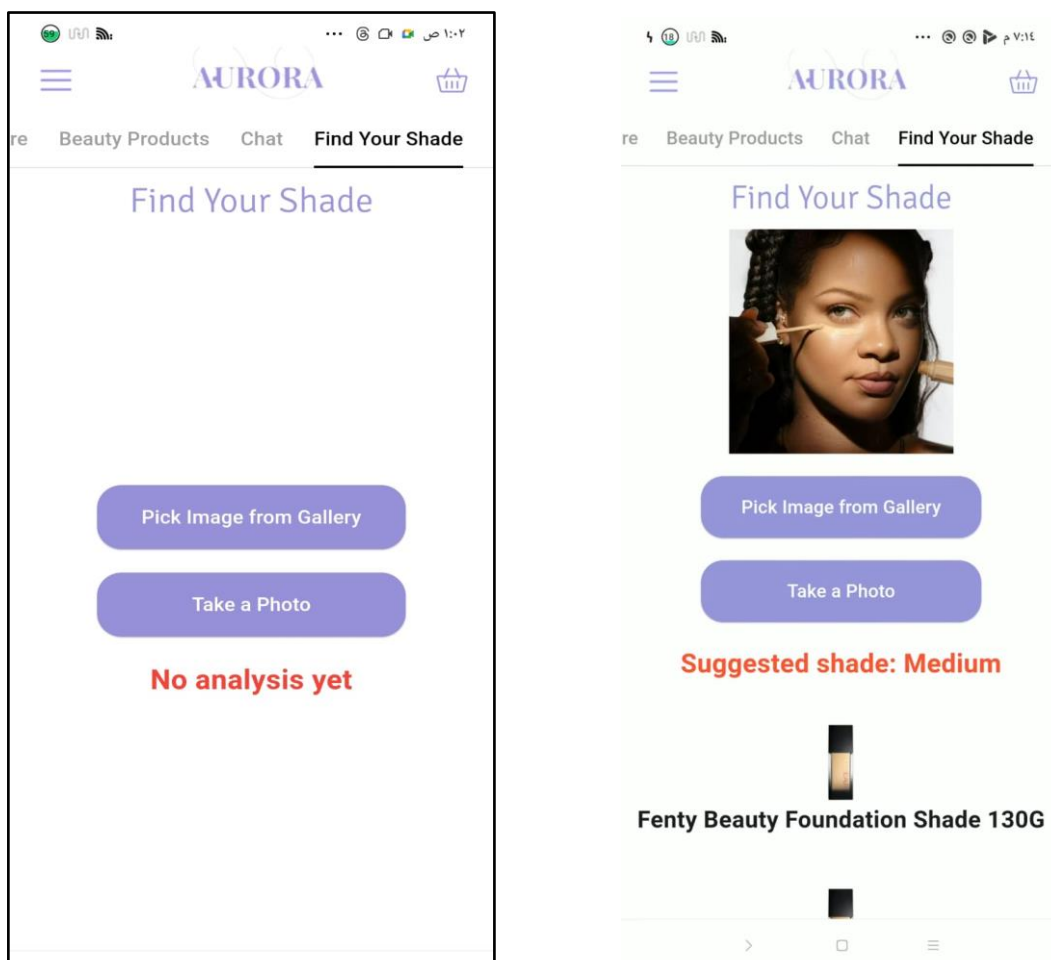


Figure 30:find my shade pages

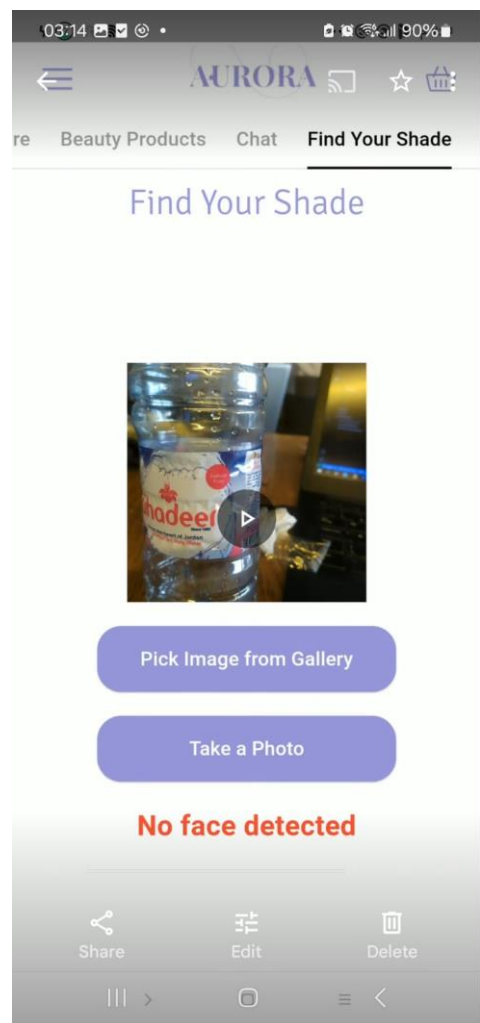
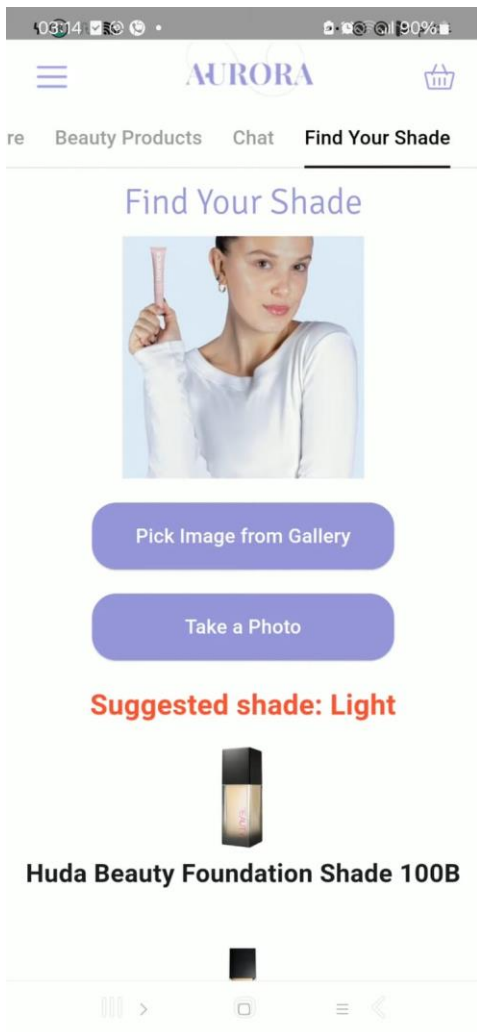


Figure 31: no face detected

- Bottom Bar: it contains [home, shop now, notification, account, and cart].
 - ❖ Home: the same as the homepage provided before.
 - ❖ Shop Now: it has the categories [Makeup, Skin Care, Hair Care, Beauty Tools, and best seller].




Figure 32: Shop Now page

Best Seller:

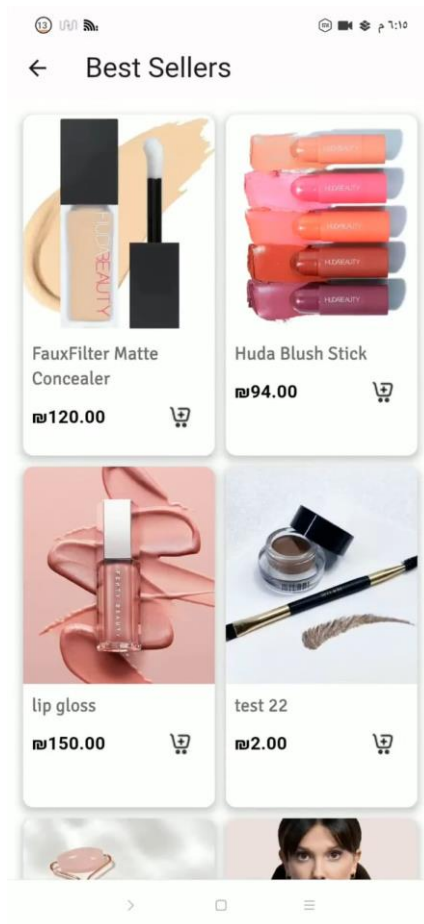


Figure 33: Best Seller page

- ❖ **Notifications:** Push notifications are delivered directly to the user's device. These notifications appear in the device's notification centre. The push notification service ensures that users are immediately informed of important updates.

Order Shipped: When the order is shipped, a push notification is sent to the user's device.

New Products Just Arrived: a push notification is sent to inform users about new product arrivals, they can view it inside the application.

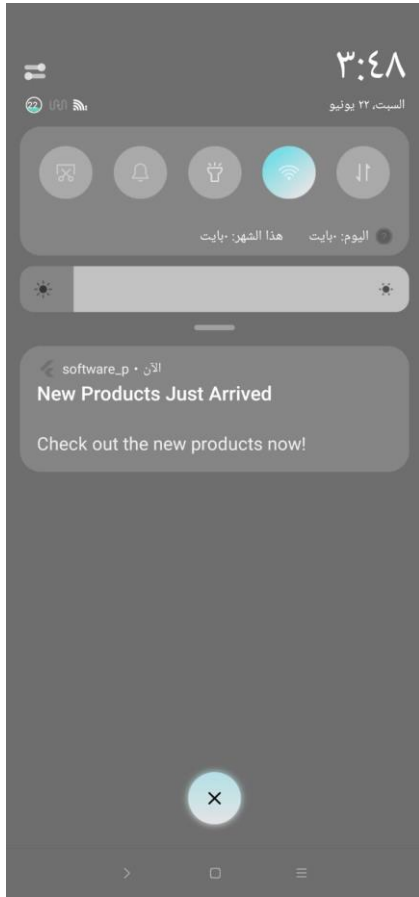
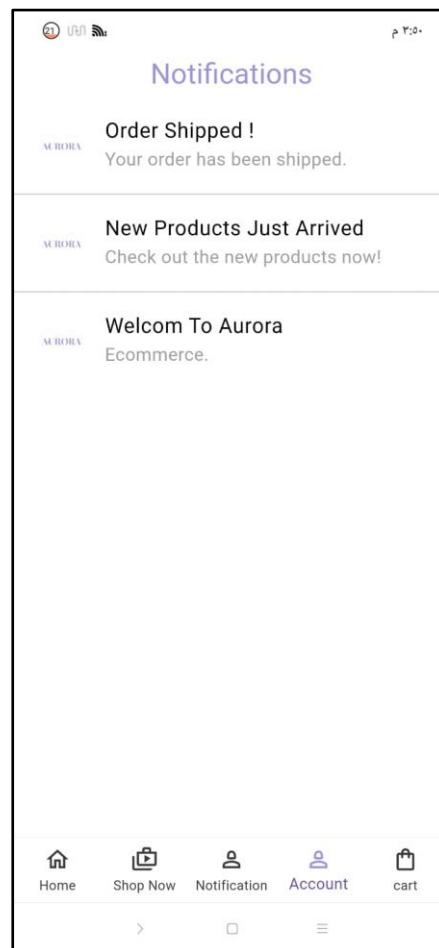
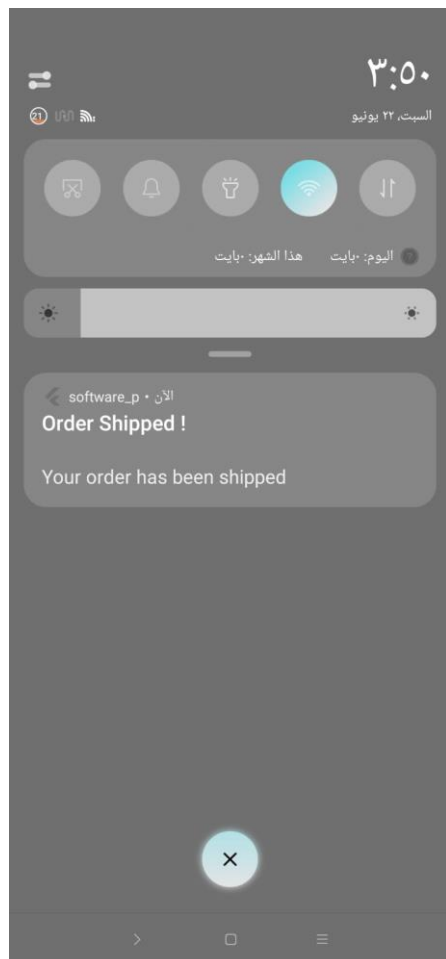


Figure 34:Notification



❖ Account:

If the user is not logged in or doesn't have an account, he can log in or sign up.

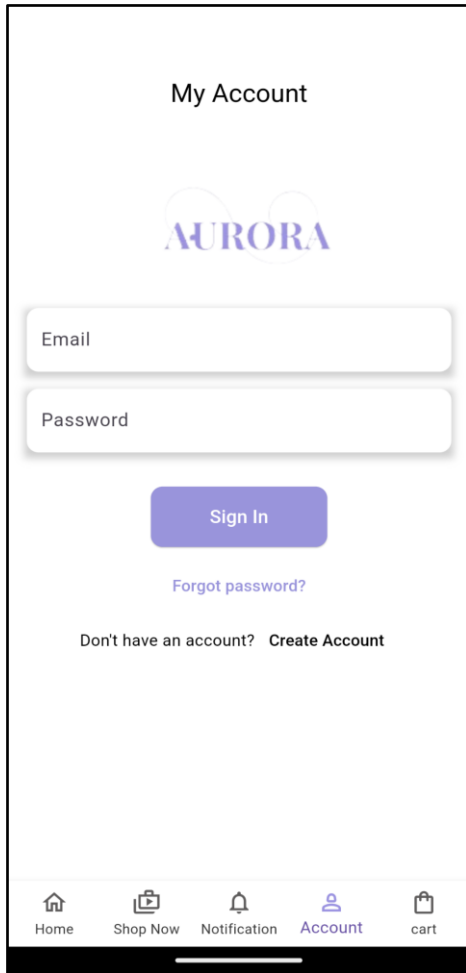


Figure 36:Login inside.

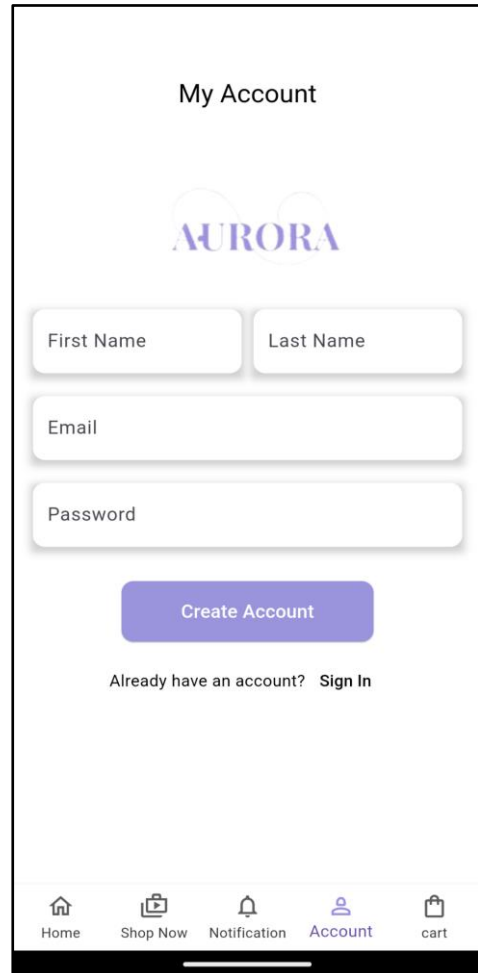


Figure 35:Sign up inside.

If the user already logged in, the account page will appear like this:

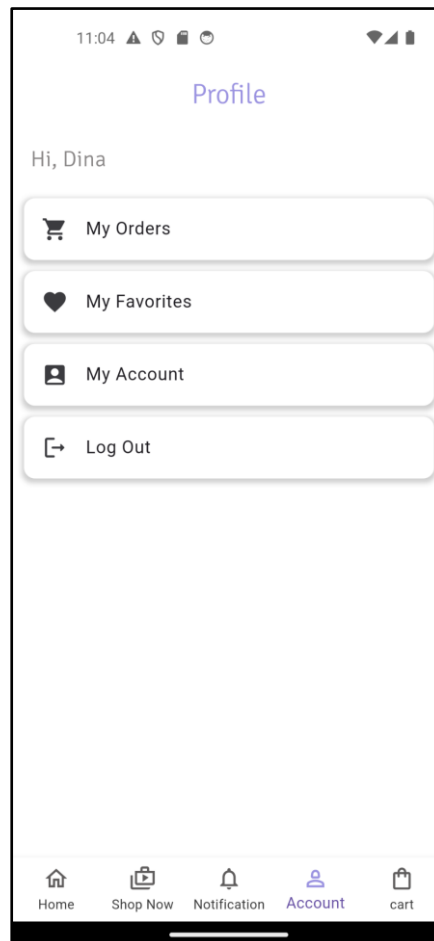


Figure 37:Account page

In this page the user can view his orders, favourites, account information, and can log out.

1. Orders:

The user can view all his orders, with the status of each order. Then he can click on the order and see the full details.

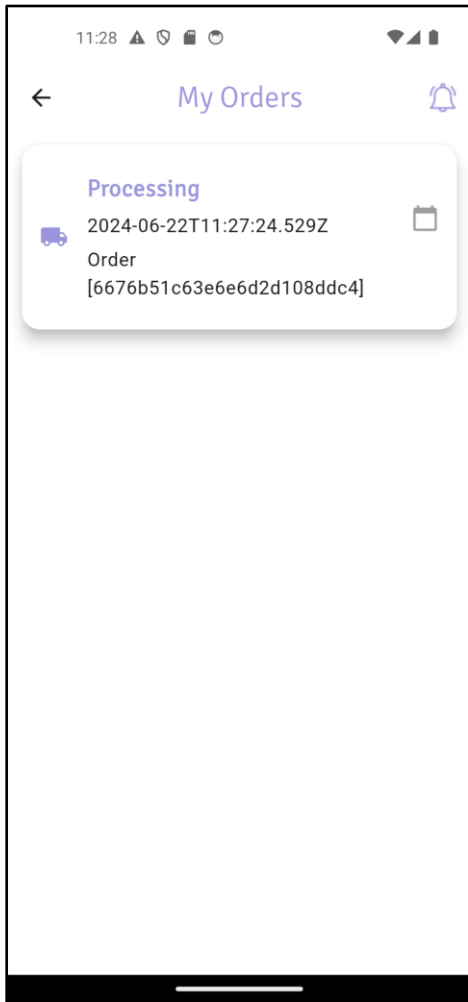


Figure 39: All orders with its status

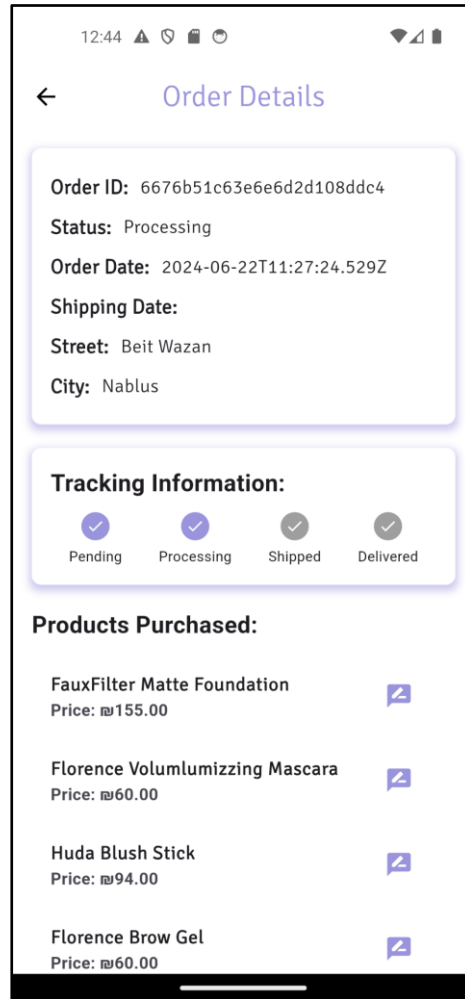


Figure 38: order details, with tracking status,

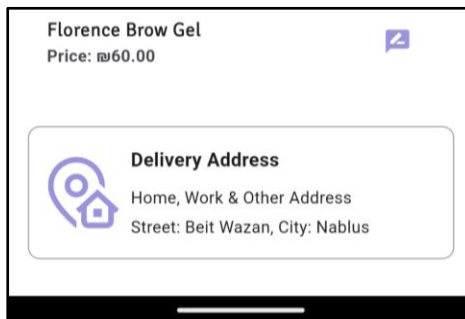


Figure 40: Order details, Delivery address

2. Favourites:

The user can like any product and it will be added to the favourites, so he can view it later. He can add it to cart or delete it from favourites.

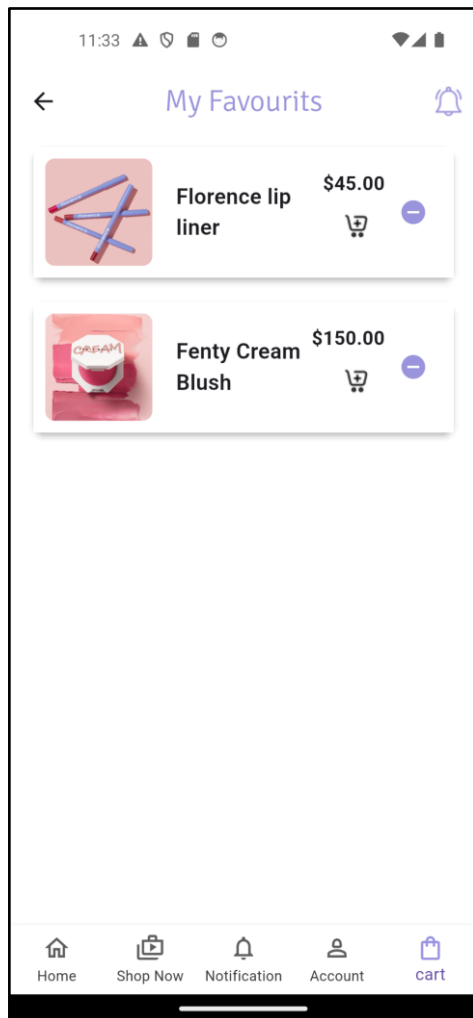


Figure 41: My favorites page.

3. My account:

The user can view his account details, in addition to editing his username or password.

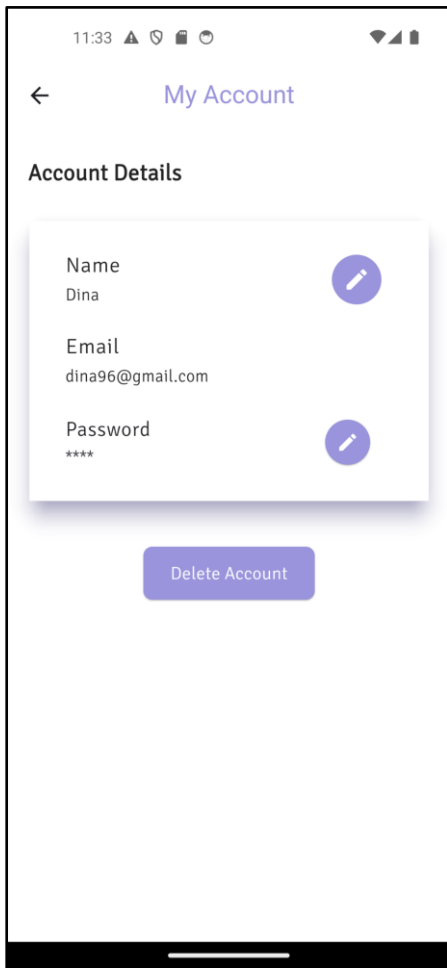


Figure 43:Account details

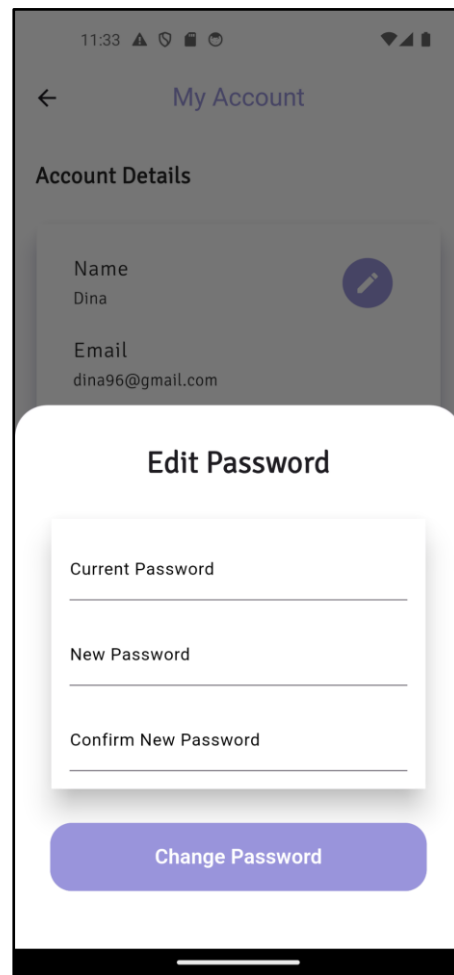


Figure 42:Change password page.

4. Log out: The user can log out of his account.

❖ Cart:

1. My Cart: When the user adds a product to his cart, it will show in my cart page. The user can view all added products, remove them from cart, and increase or decrease quantity.

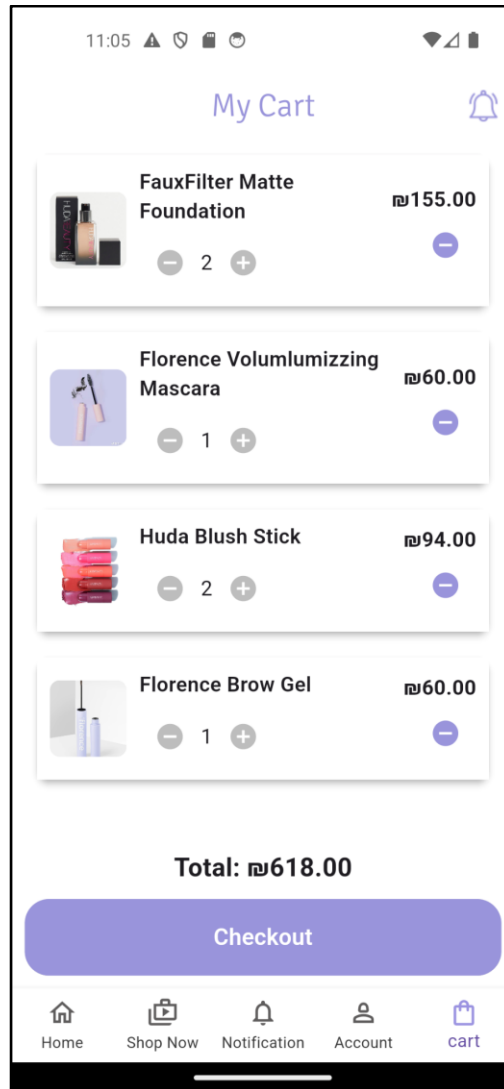


Figure 44: Cart View

2. Checkout:

The user can choose between 2 payment methods when checking out, Pay with visa, or pay cash on delivery.

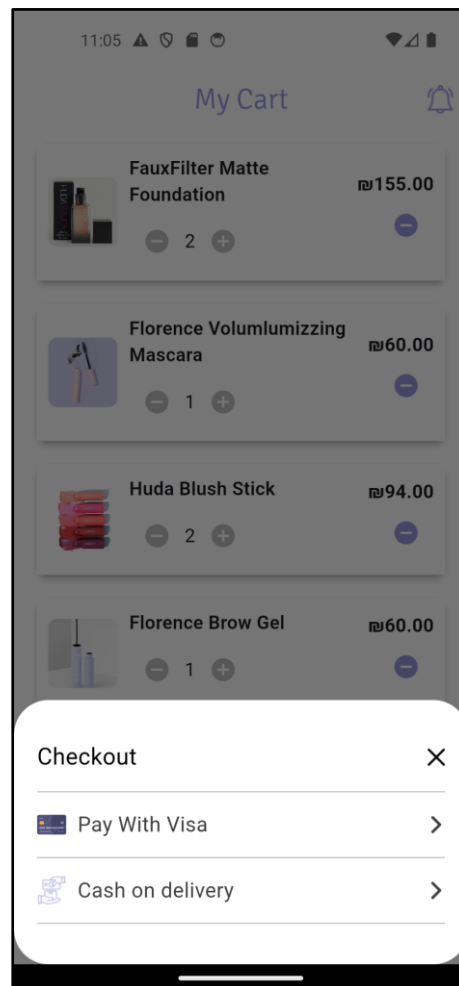
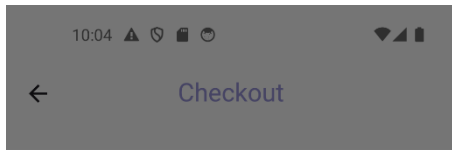


Figure 45: Paying methods

3. Pay with Visa: If the user chooses to pay with a visa, he has to enter the shipping and payment information. The sub total, discount, delivery cost, and total will appear, in addition to the products he purchased.

The user needs to add the shipping information, email, name, phone number, address, and city.

Also he needs to add payment information, including Visa number, Expire date, CVV, and Card holder, in order to complete checkout.



Shipping

Email

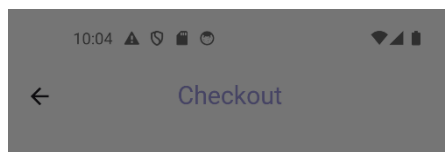
Full Name

Phone Number

Shipping Address

City

Save Address



Shipping

Email

Full Name

Phone Number

Shipping Address

Nablus

Ramallah

Jenin

Hebron

Jericho

Payment

1234 **** * 4567
VALID THRU 12/25

Number

.....

Expired Date 12/25

CVV ...

Card Holder Dina Zablah

Add Payment

Figure 48: Shipping Information

Figure 47: Cities drop down

Figure 46: Payment Information

If there is a valid coupon, he can add it to get a discount on his order.

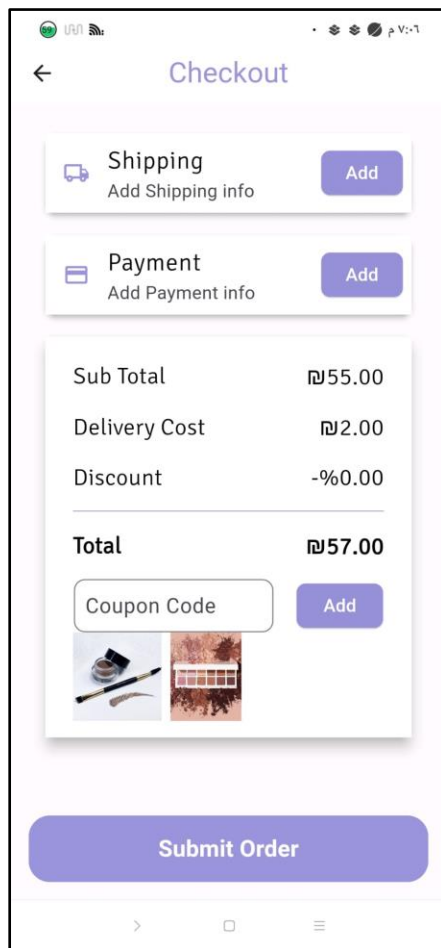


Figure 49: Pay with visa page

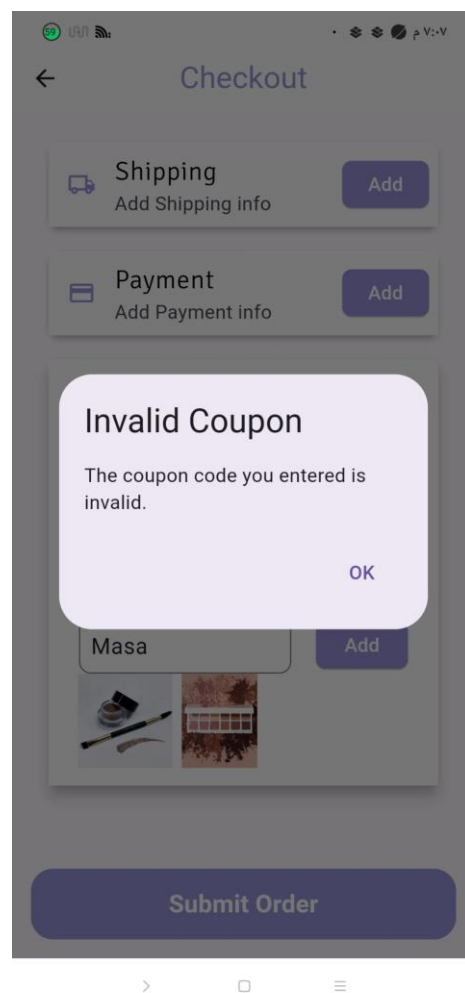


Figure 50: Invalid Coupon

After using the coupon, the total will decrease.

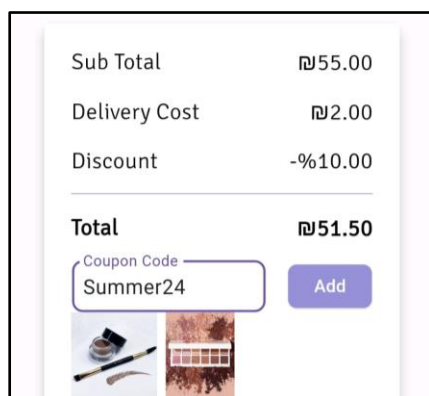


Figure 51: total with coupon

Pay Cash on delivery: Users who prefer to pay when they deliver the order, can just add shipping information.

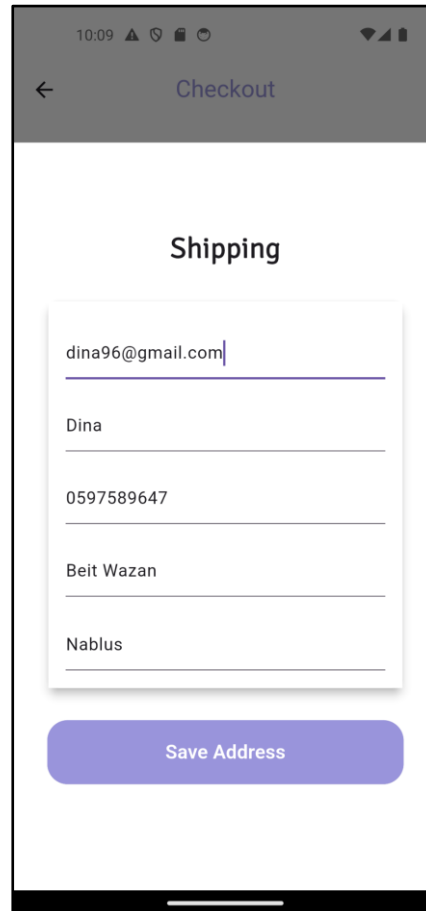
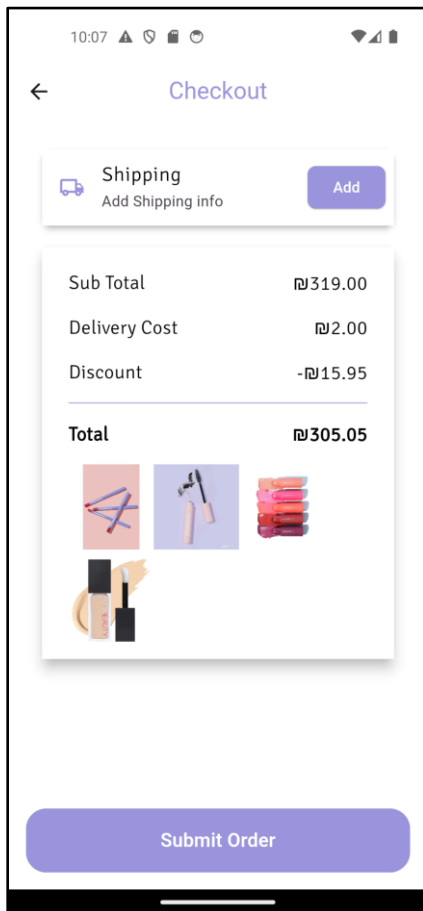


Figure 52: Cash on delivery page

After the user submits his order, he can view it in my orders page.

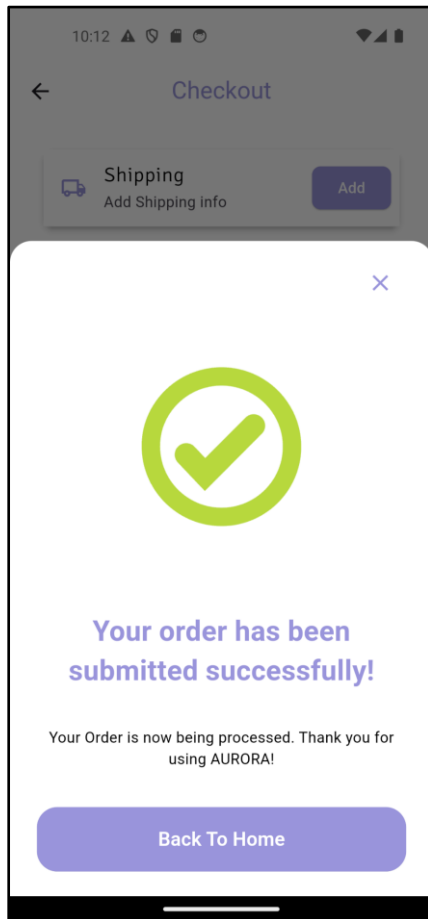


Figure 54: Submit order

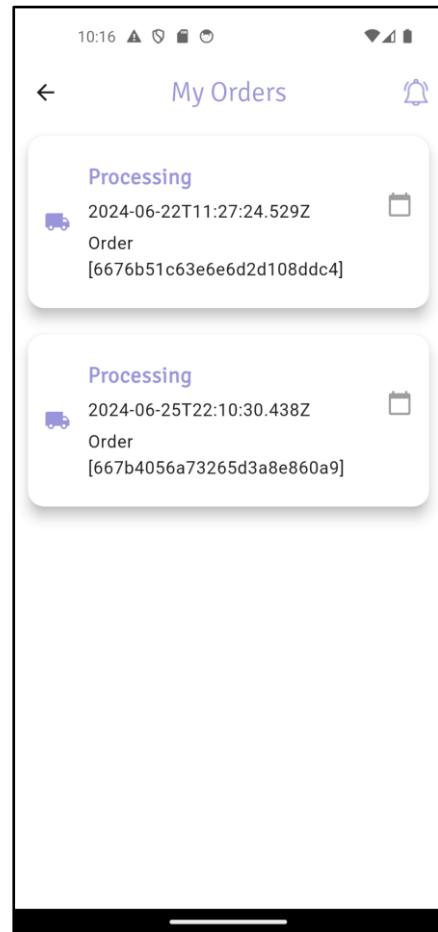


Figure 53: my orders

- **Admin Side:**

The admin of the application can log in to their account and start managing the platform. Here are the key functionalities available to the admin:

- **Categories page:** This page is for adding products to the application. The admin can choose which category he wants to add to, and start the adding process.

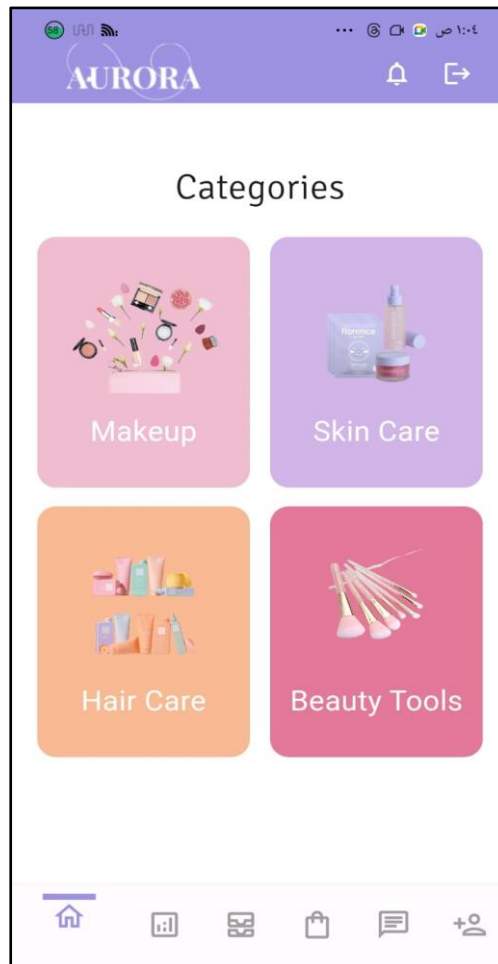


Figure 55:Admin Add products by Category

- When the admin click on makeup for example, the add product page will appear, and he has to fill all the fields, first he need to pick images for the product, Name, info, how to use, brand name, ingredients, price, category (he has to choose between face, eyes, lips, cheeks, and brows), also he need to add a name for the shade, and then use the colour picker to choose the colour for the shade. Then he can add the product successfully.

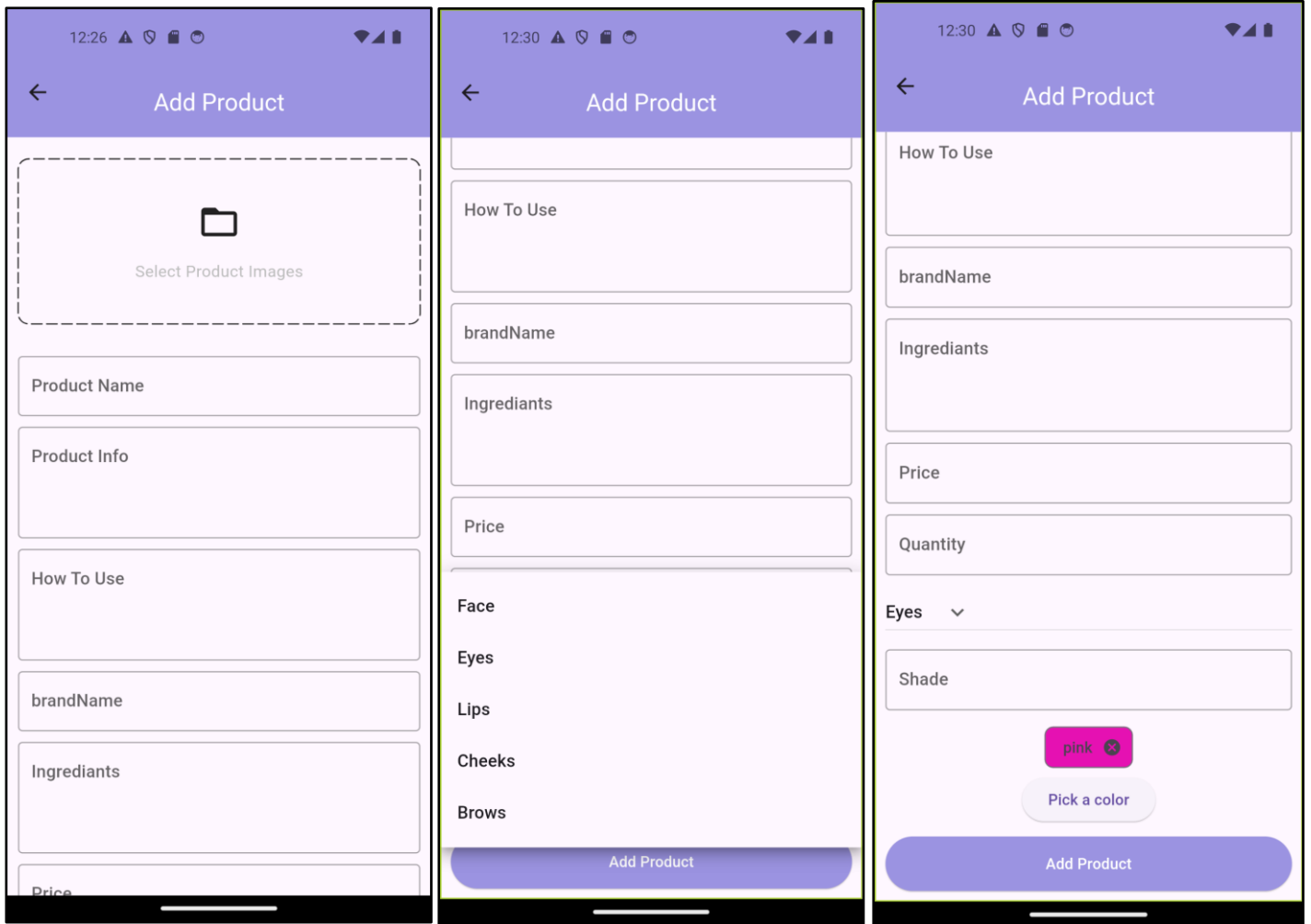


Figure 56: Admin add products

After adding the product, it will appear in the all products page:

- All products page: The admin can view all products available on the application. He can edit them, or delete them.

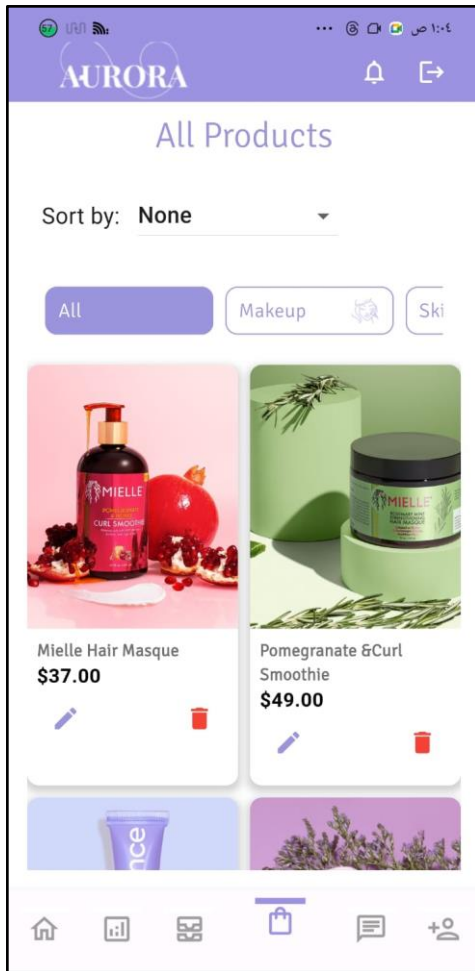


Figure 58: Admin view all products

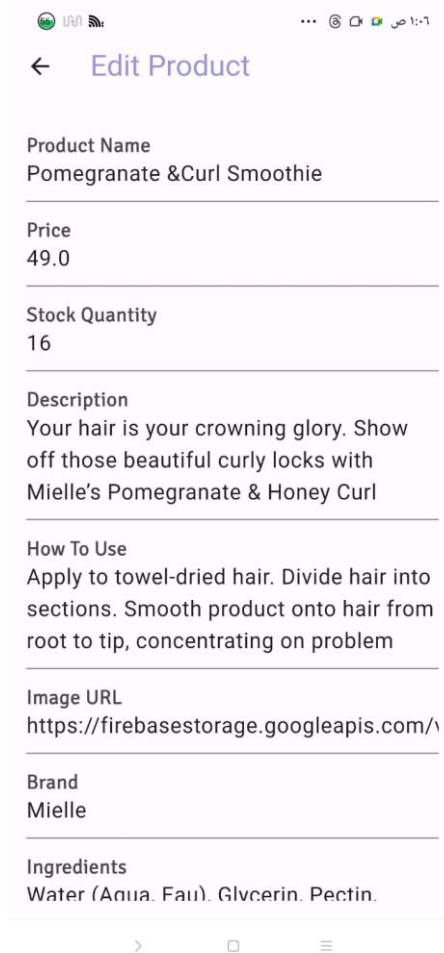


Figure 57: Admin edit Products

He can also, for faster searching, filter them by category, or sort them by lowest quantity, highest quantity, and brand name.

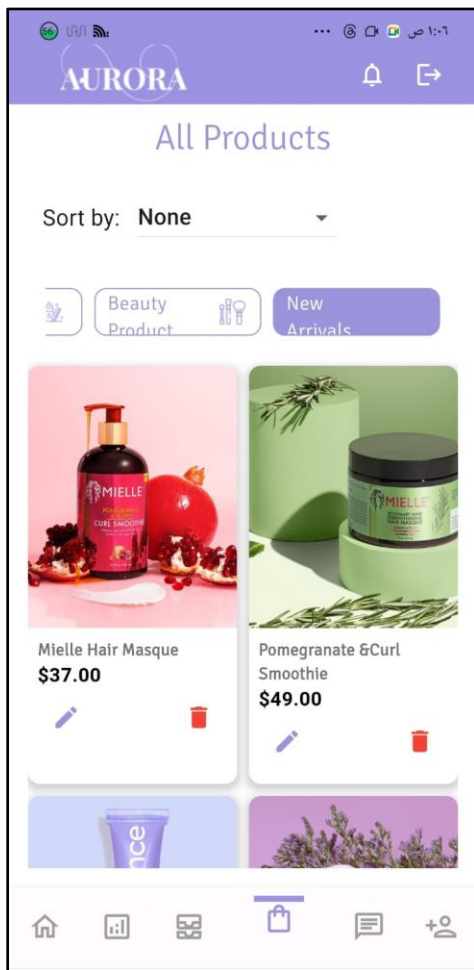


Figure 61: Admin filter by category

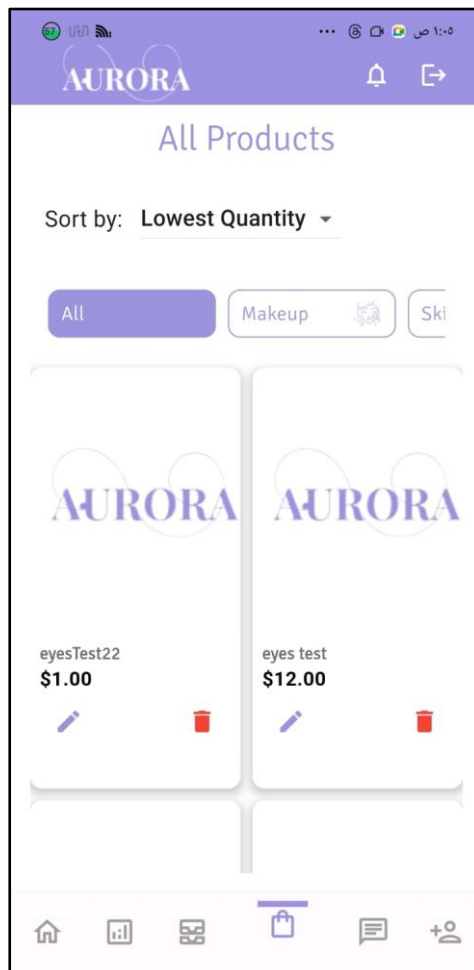


Figure 60: Admin Filter by Quantity

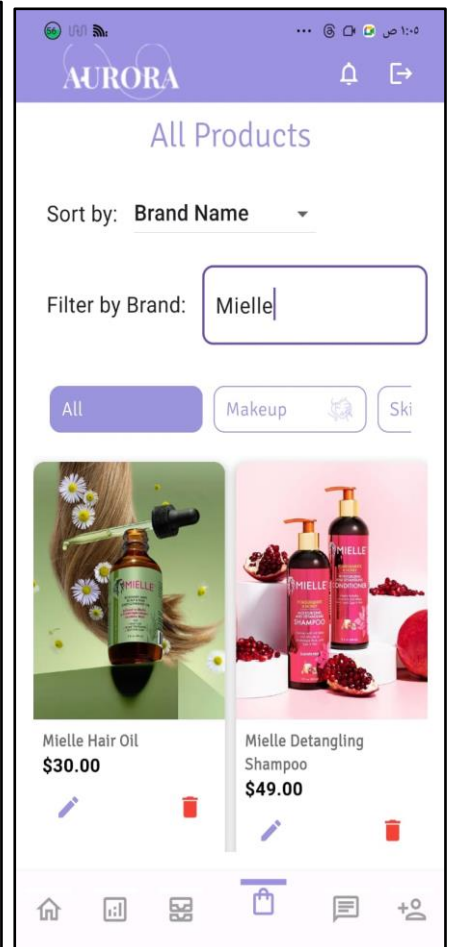


Figure 59: Admin Filter by Brand

- Statistics

Sales Overview Page:

Total Sales: Shows the entire amount of revenue made and gives a brief overview of performance.

Sales by Month: A line graph that displays the patterns in monthly sales. Administrators may use this to monitor performance over time, spot seasonal patterns, and make informed choices.

Top Selling Products: Provides a list of the best-selling items along with the quantity purchased of each. The most popular products are highlighted in this region, which helps in marketing tactics and inventory management.

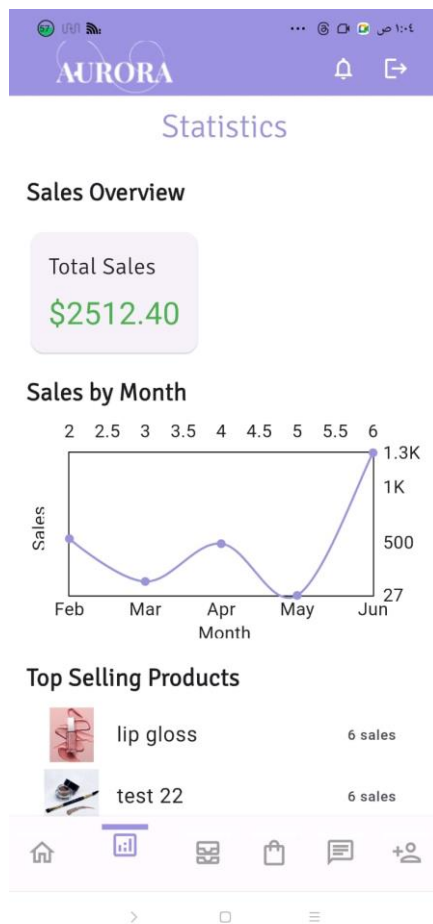


Figure 63:Admin Statistic

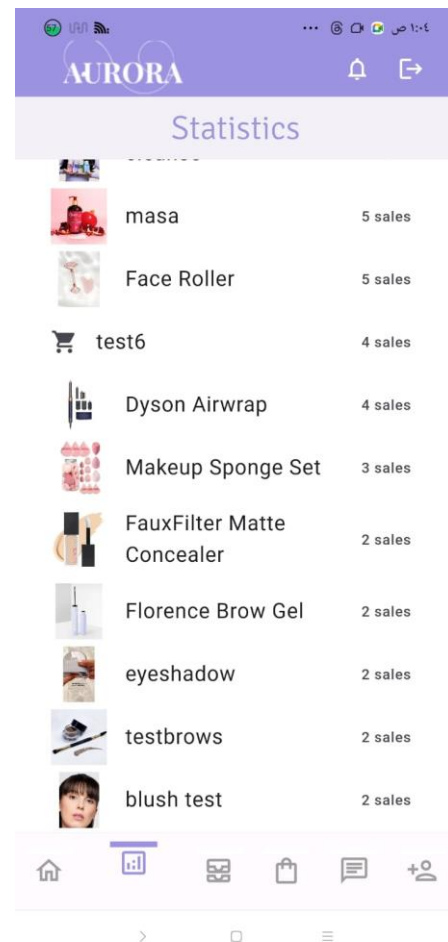


Figure 62:Admin Top Selling Products

- All orders:

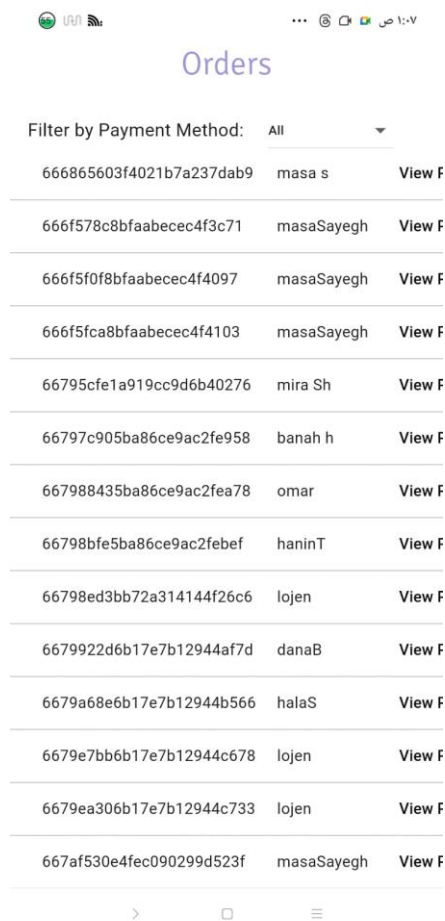


Figure 64: view All Orders

Features and Functionalities:

Order Filtering: Admins can filter orders according to the payment method that customers use, like cash, or visa., which makes it easier to locate specific types of transactions quickly.

Order List:

Order ID: Every order is given a unique identifier that makes it easy to track and reference.

UserName

Products: the admin can view the products of the orders, with the quantity, and shades.

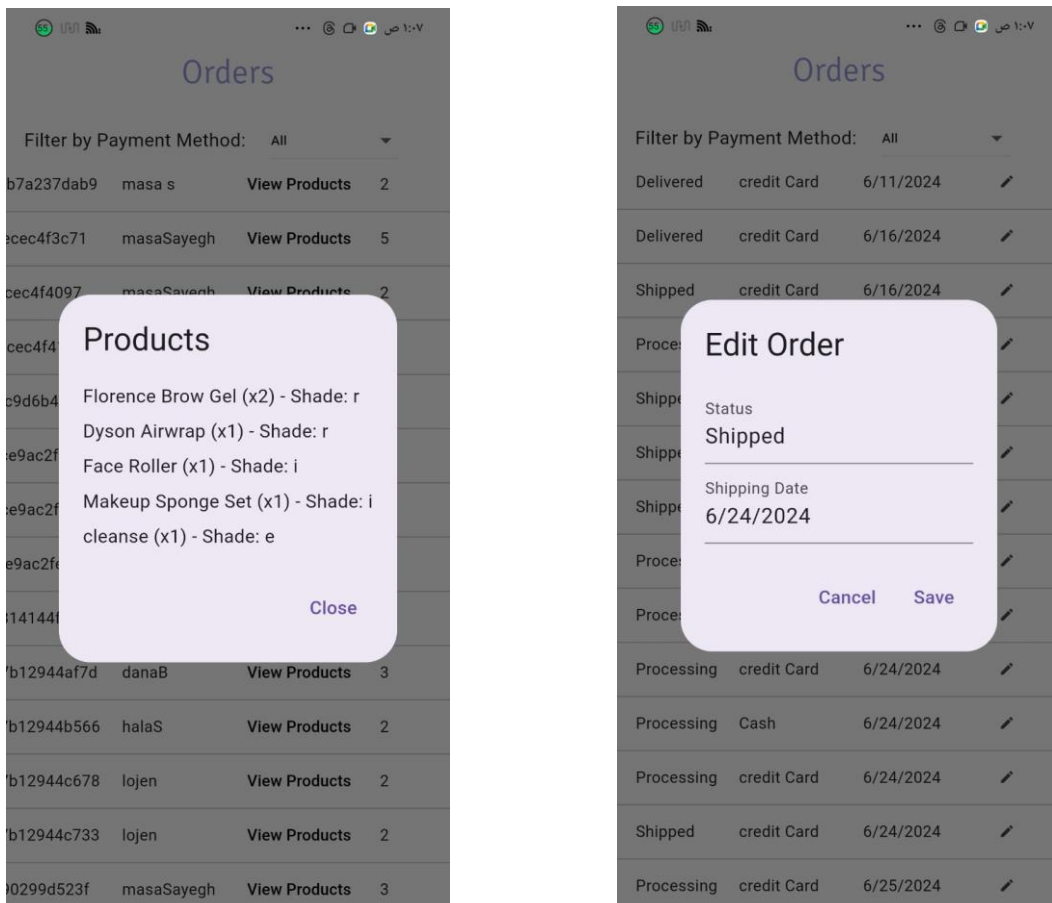


Figure 65:Admin edit Order

The admin can see also the price, email, shipping address, phone, status, payment type, shipping date, and the admin can edit the status to shipped or delivered, and the date.

Order ID	User Name	Products	Quantity	Price	User Email	Shipping Address	Primary Phone	Status	Payment Type	Shipping Date	Edit
66642416868727163c6c9635		View Products	5	€535.80	mas16@gmail.com	123 Shipping St, ShippingCity	123-456-7890	Delivered	CreditCard	2/19/2024	✎
6664a790cf6636d883c72f92	masaSayegh	View Products	2	€152.00	mas16@gmail.com	nablus, nablus	0598231238	Delivered	credit Card	3/20/2024	✎
6664a8c1cf6636d883c72fa9	masaSayegh	View Products	1	€120.00	mas16@gmail.com	nablus, nablus	0599823123	Delivered	credit Card	4/21/2024	✎
6664a9e7cf6636d883c72fbf	masaSayegh	View Products	1	€23.00	mas16@gmail.com	al-rasheed Street, nablus	0598231238	Delivered	credit Card	5/8/2024	✎
6664b8a51f398d89cb9085e8	masaSayegh	View Products	4	€371.00	mas16@gmail.com	al-rasheed Street, nablus	0598231238	Delivered	credit Card	4/20/2024	✎
6664b9ae1f398d89cb908601	masa sayegh	View Products	1	€2.00	mas16@gmail.com	al-rasheed Street, nablus	0598231238	Delivered	credit Card	6/8/2024	✎
6664bad0209dfc8dee0d19e4	masaSayegh	View Products	1	€4.00	mas16@gmail.com	ss Street, nablus	0598231238	Delivered	credit Card	5/8/2024	✎
6664c86e209dfc8dee0d1a32	masatest	View Products	1	€2.00	mas16@gmail.com	street, nablus	0908989	Delivered	Cash	6/8/2024	✎
6665b35015c3a98e12664512	masaSayeoh	View Products	1	€150.00	mas16@gmail.com	Faisal street, nablus	0598231238	Delivered	credit Card	6/9/2024	✎

Figure 66: admin all orders page

- **Chat:** The Admin Chat Management Page provides a streamlined interface for managing and responding to user messages.

Each message is accompanied by the username and the initial of the user who sent it. This helps the admin quickly identify the sender.

Message Preview: A brief preview of each message is shown, allowing the admin to see the context at a glance.

The admin can respond directly to user queries. This allows for immediate interaction.

Message History: The page maintains a history of the conversation with each user, which is essential for understanding the context of ongoing discussions.

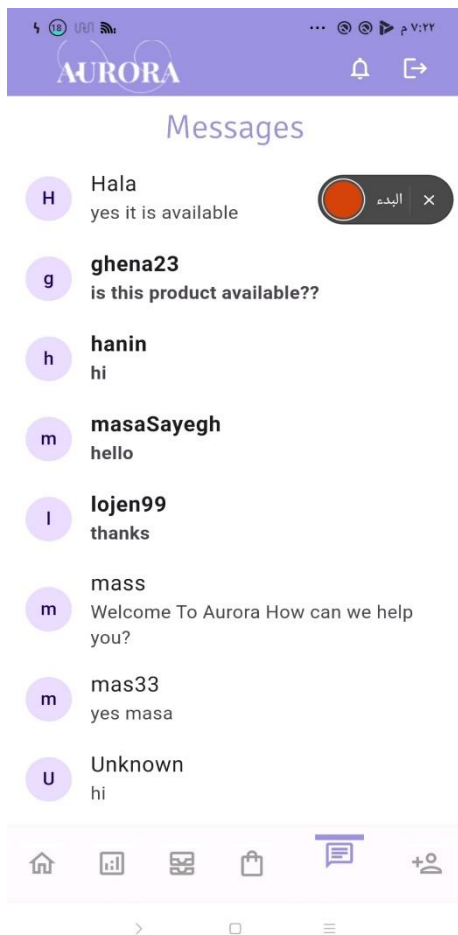
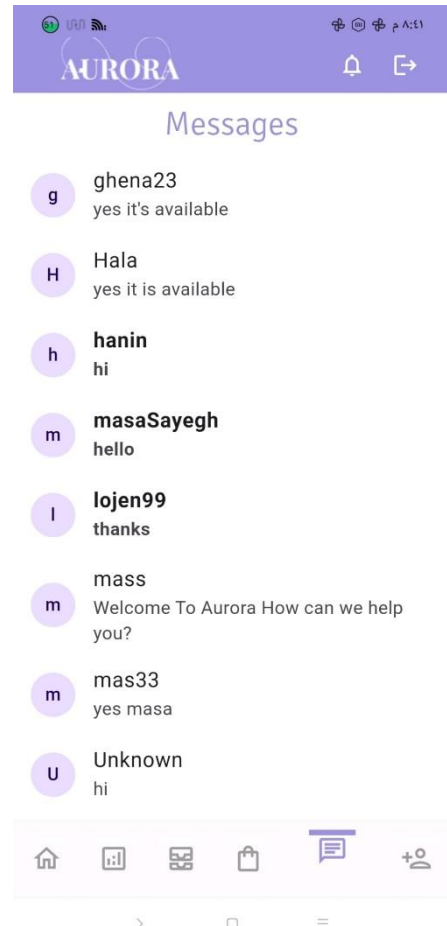
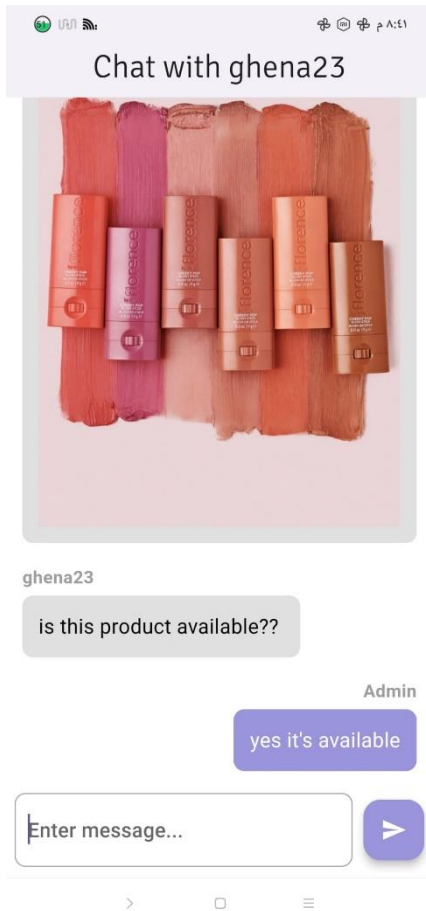


Figure 65: all messages



Figure 66: admin - chat



When the admin opens a message it will no longer be in bold text, so the admin can know which is read and which not.

- **Employees:** The admin can add employees, these employees are responsible for adding products, view products and edit them, but they can't access the orders, and statistics.

3:39 [status icons]

AURORA [share icon]

Employees

Add Employee Manage Employee

First Name

Last Name

Email

Phone Number

Password

Confirm Password

Add

[home] [calendar] [list] [shopping] [messages] [+user]

3:39 [status icons]

AURORA [share icon]

Employees

Add Employee Manage Employee

First Name

Last Name

Email


Phone Number

Password

Confirm Password

Add

[home] [calendar] [list] [shopping] [messages] [+user]



Success

Employee Added Successfully!

Okay

Figure 67:Admin add employe

The admin can view all employees, and delete them.

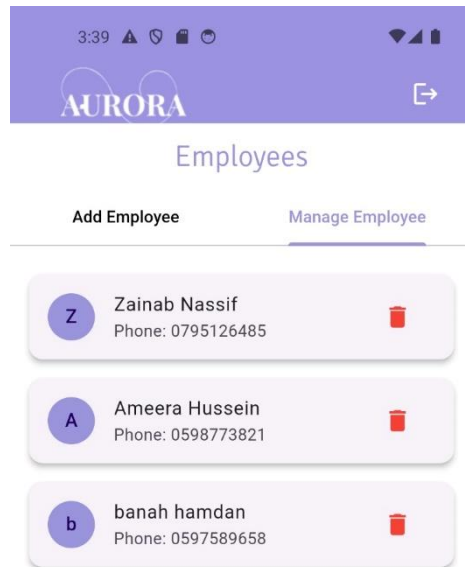


Figure 69: manage employees

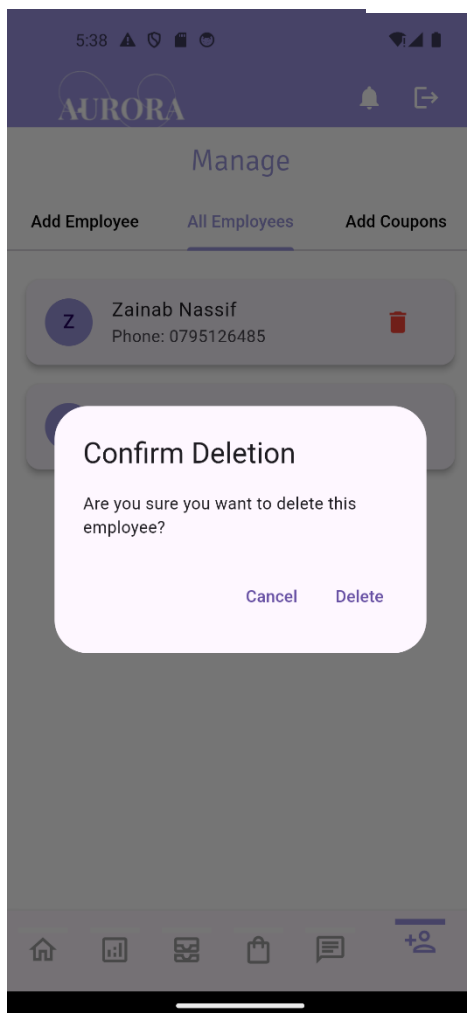


Figure 68:Admin delete employe

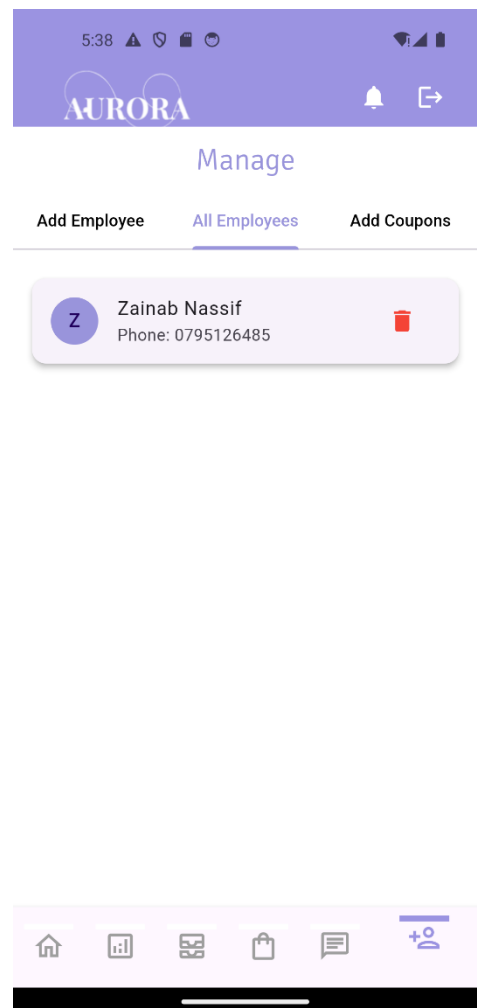


Figure 70all employees

- **Coupons:**

Administrators are capable of handling discount coupons with the use of the Admin Coupon Management Page. You can view all of the current coupons on this page, add new ones, and check their status. The following are the main attributes and features:

Add coupon:

Coupon Code: This is a text box where the administrator enters the coupon's special code.

Discount Type: A drop-down menu allowing you to choose between fixed amount and percentage discounts.

Discount Value: A text box where the discount's value is entered. This would be a monetary value for fixed amount discounts, and a percentage for percentage discounts.

Expiration Date: A date selector to establish the coupon's expiration date, guaranteeing that discounts have a time limit.

Is Active: An option to designate whether the coupon is active or not.

Button to Add Coupon: add the details of a new coupon to the database.

Admin can view all coupons with there information.

10:48 AURORA Manage

Add Employee All Employees Add Coupons

Coupon Code
masa

Discount Type
Percentage

Discount Value
10

Expiration Date
2024-06-30

Is Active

Add Coupon

View All Coupons

Figure 72:Admin Add Coupon

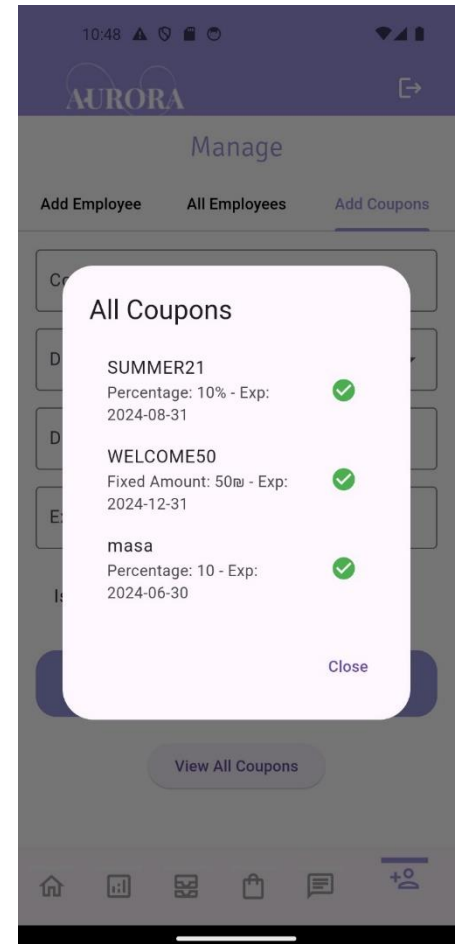
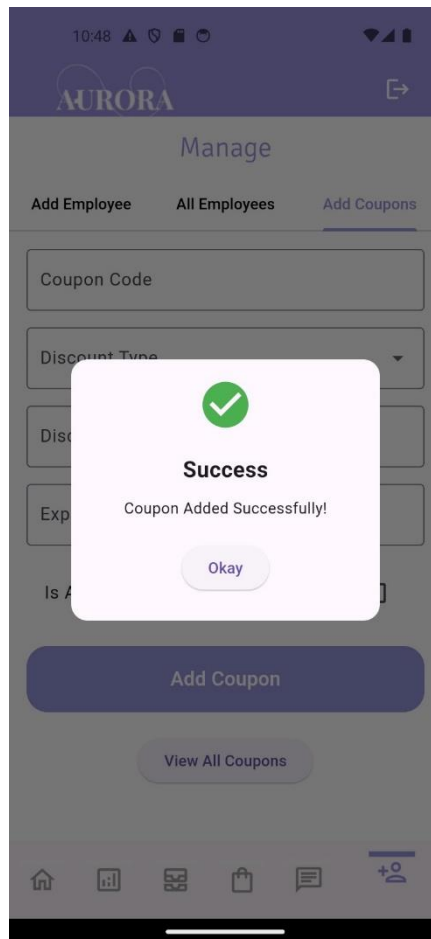


Figure 71:Admin view Coupons

- Notification:
Low Stock Notice:
Notifies the administrator when the stock of a particular product is going low.

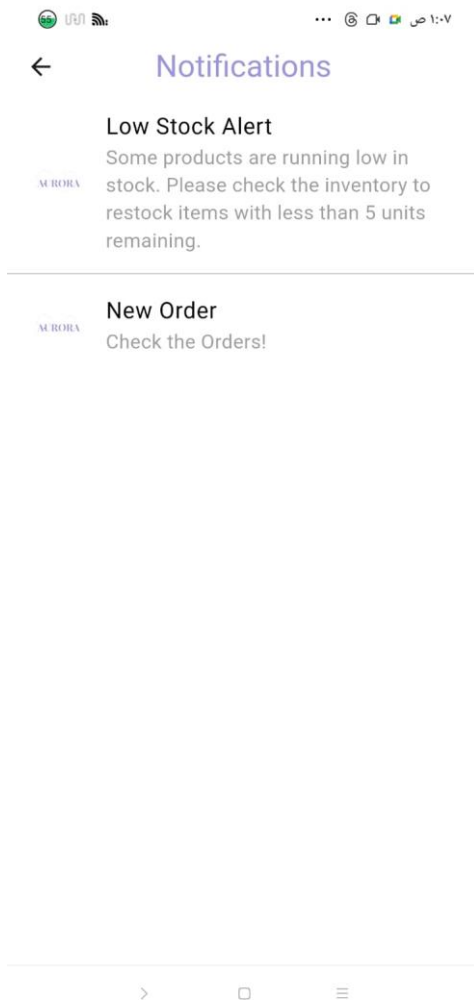


Figure 74:Admin-Notifications

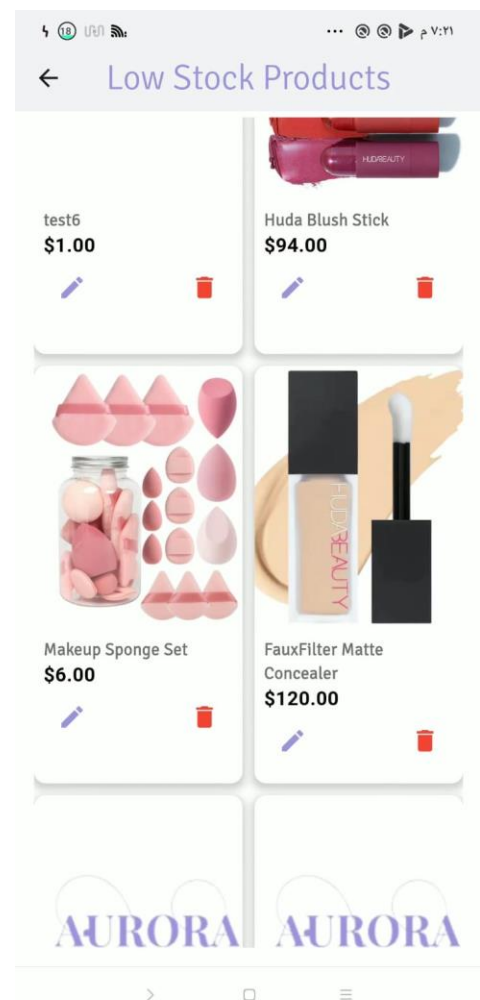


Figure 73: low stock products

Notification of New Order:

Notifies the administrator when a new customer places an order.

Details: Requests that the administrator review the orders area in order to quickly handle any new orders.

3.3.2 Website:

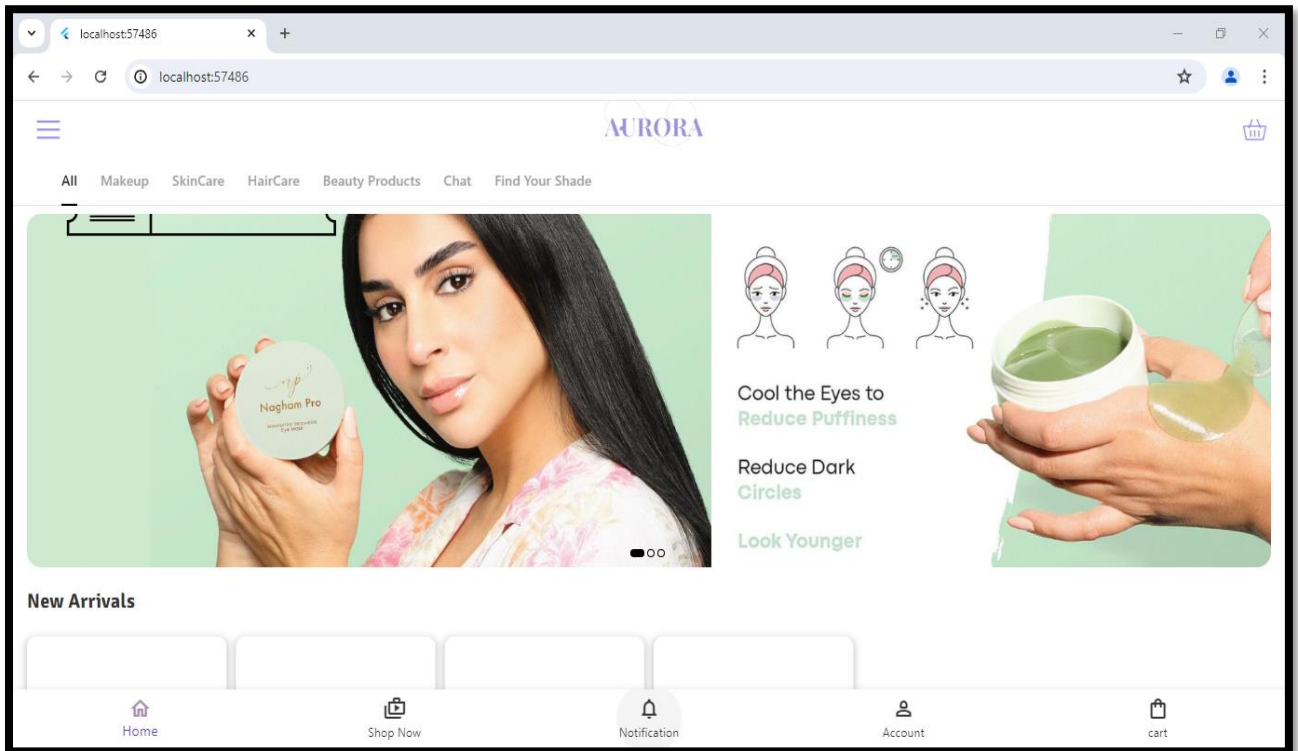


Figure 76: website home page

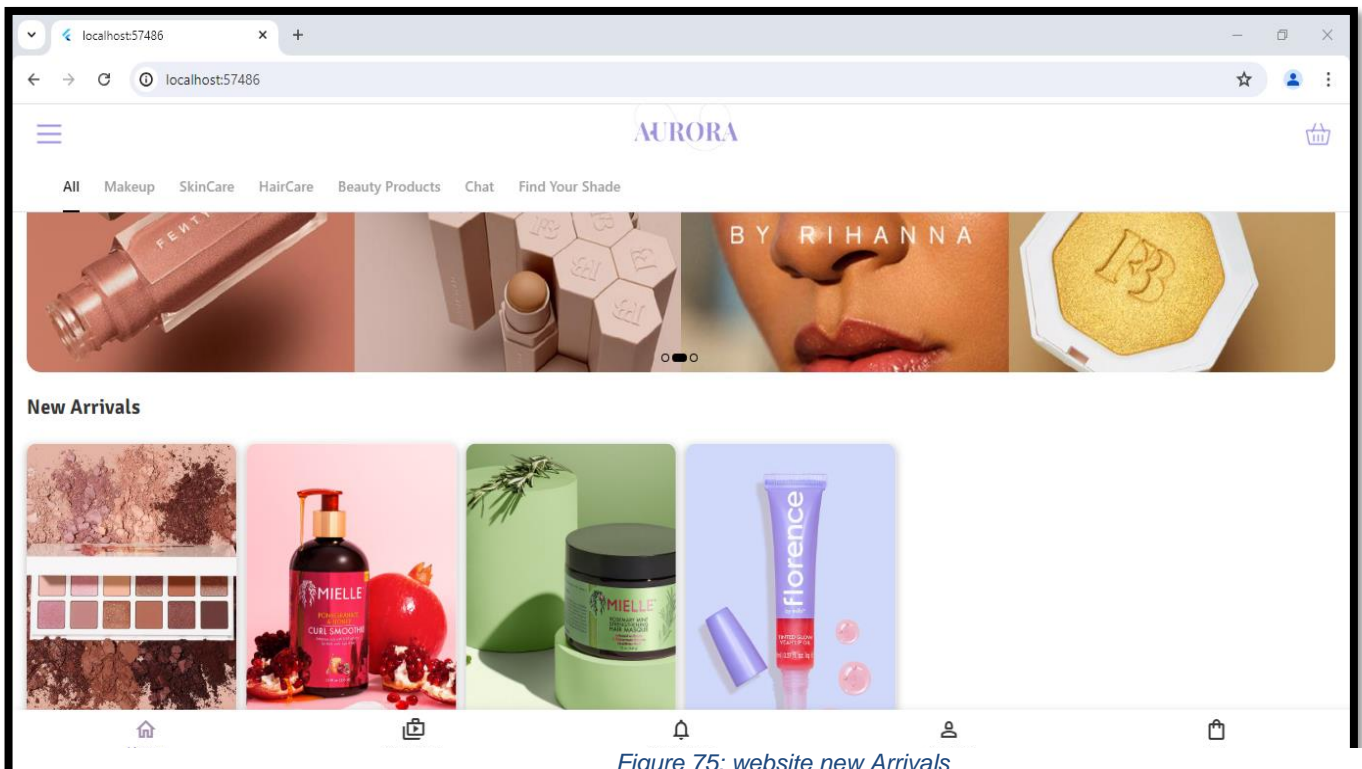


Figure 75: website new Arrivals

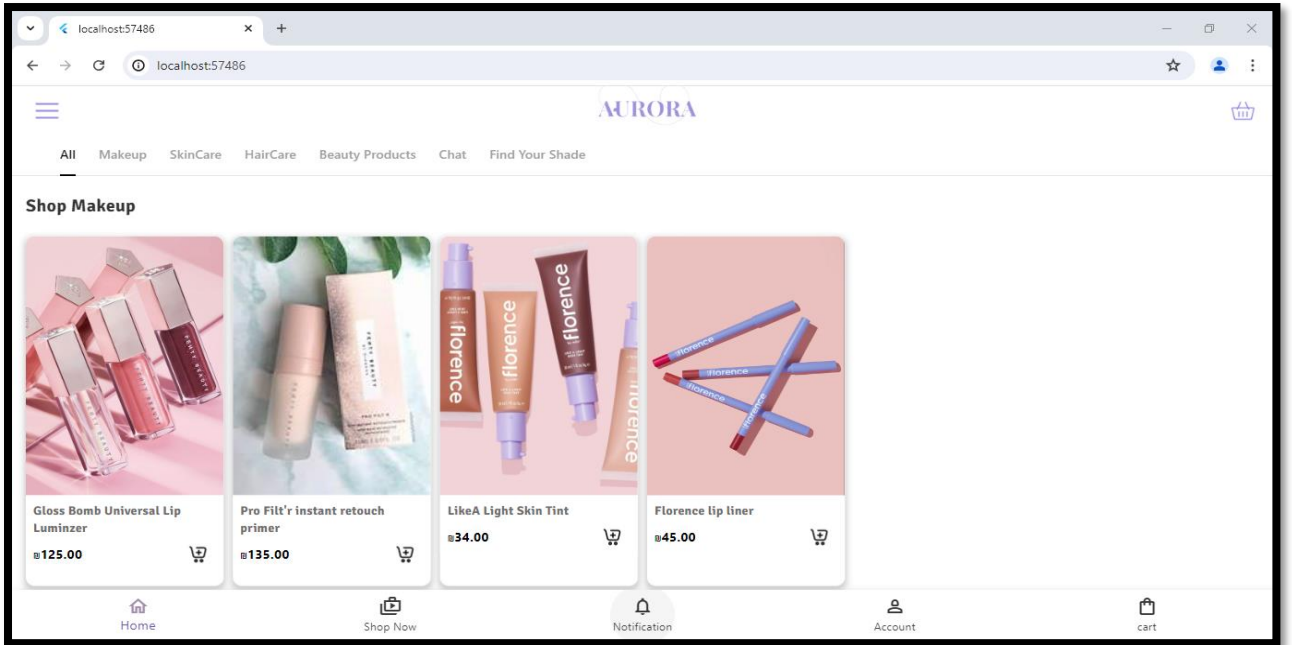


Figure 77: website home page shop makeup

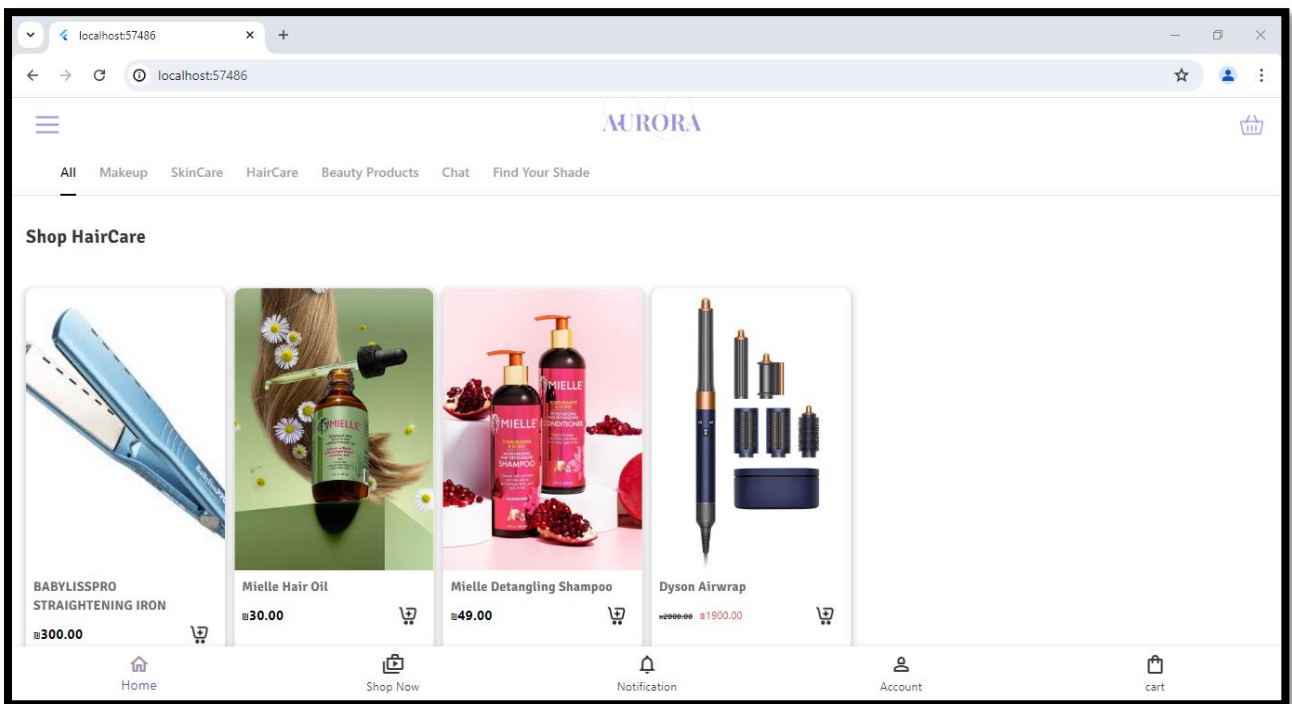


Figure 78: website home page shop hair care

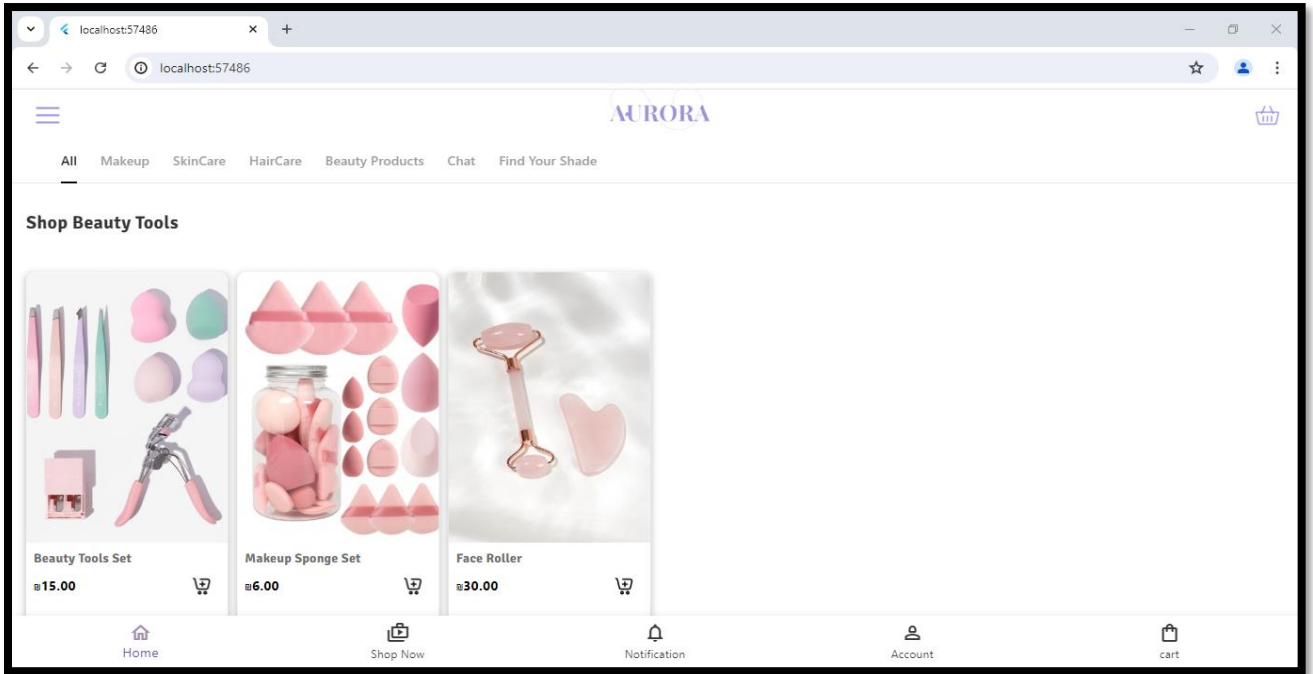


Figure 79::website home page shop skincare

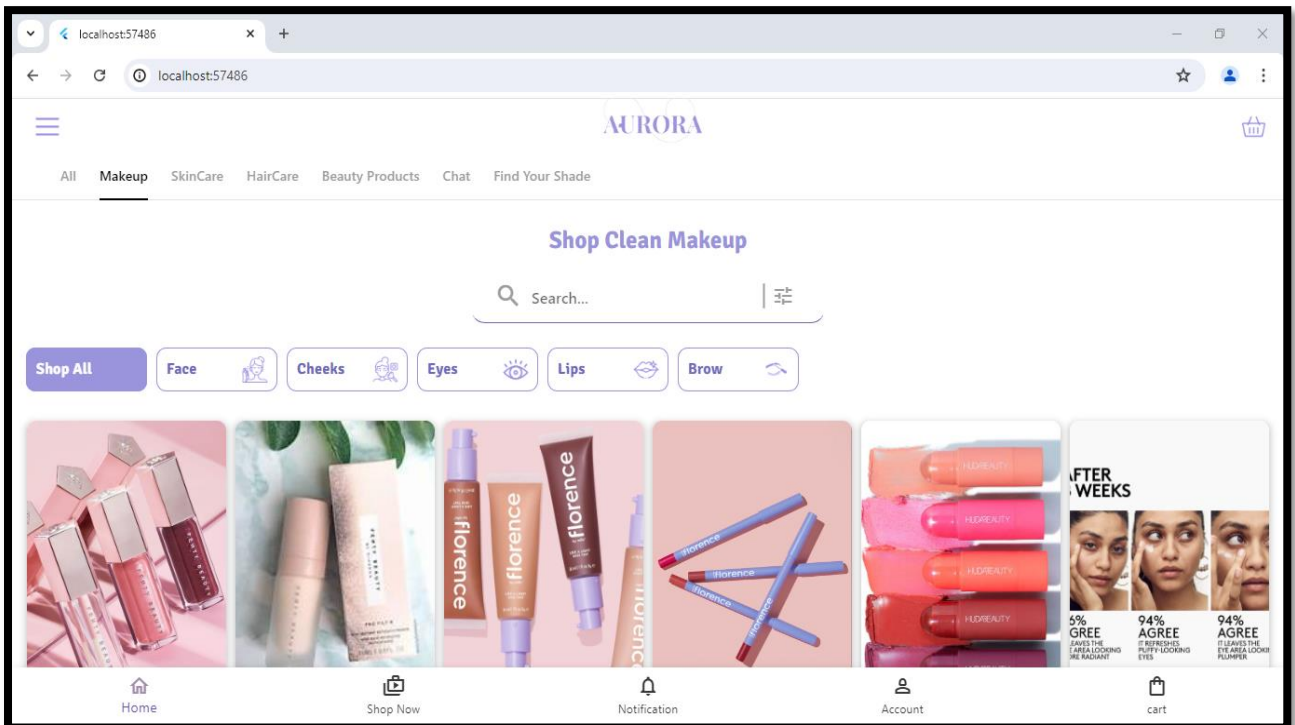


Figure 80::website shop makeup

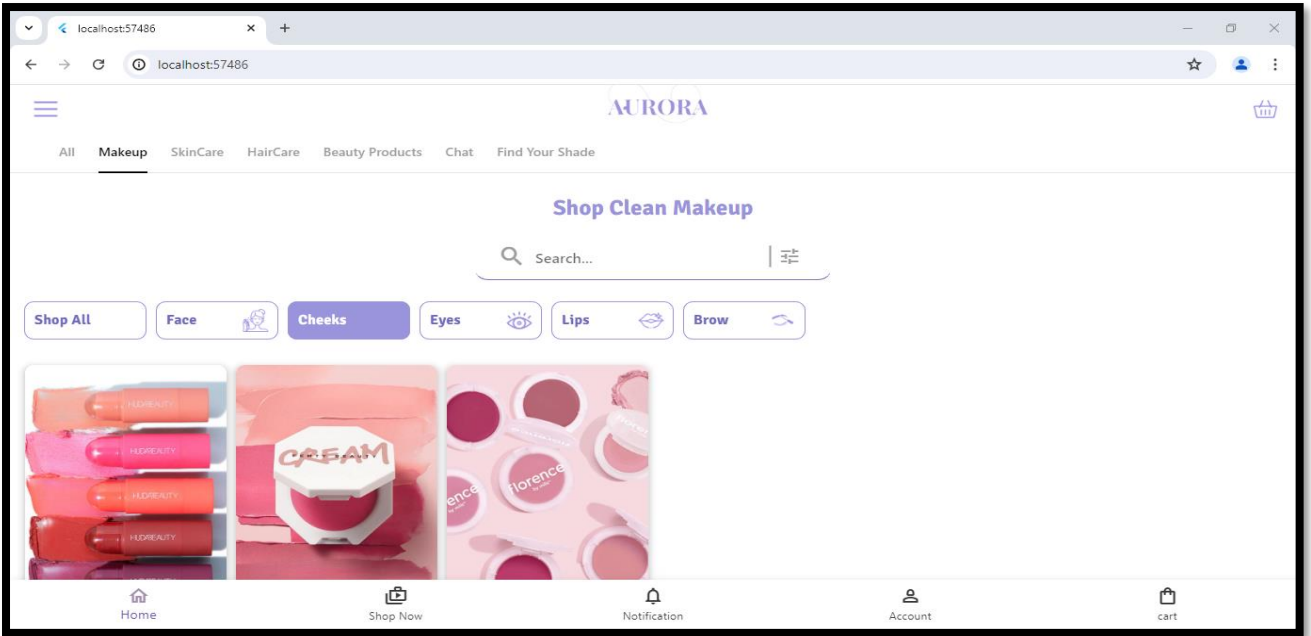


Figure 81: website shop makeup cheeks category

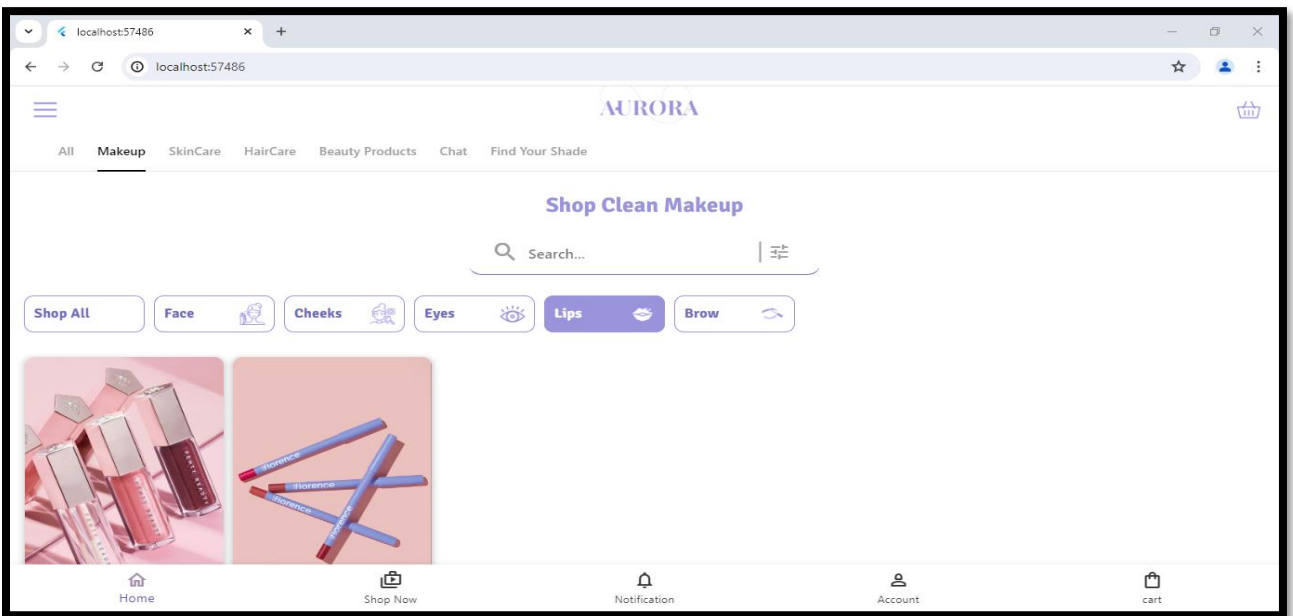


Figure 82: website shop makeup Lips category

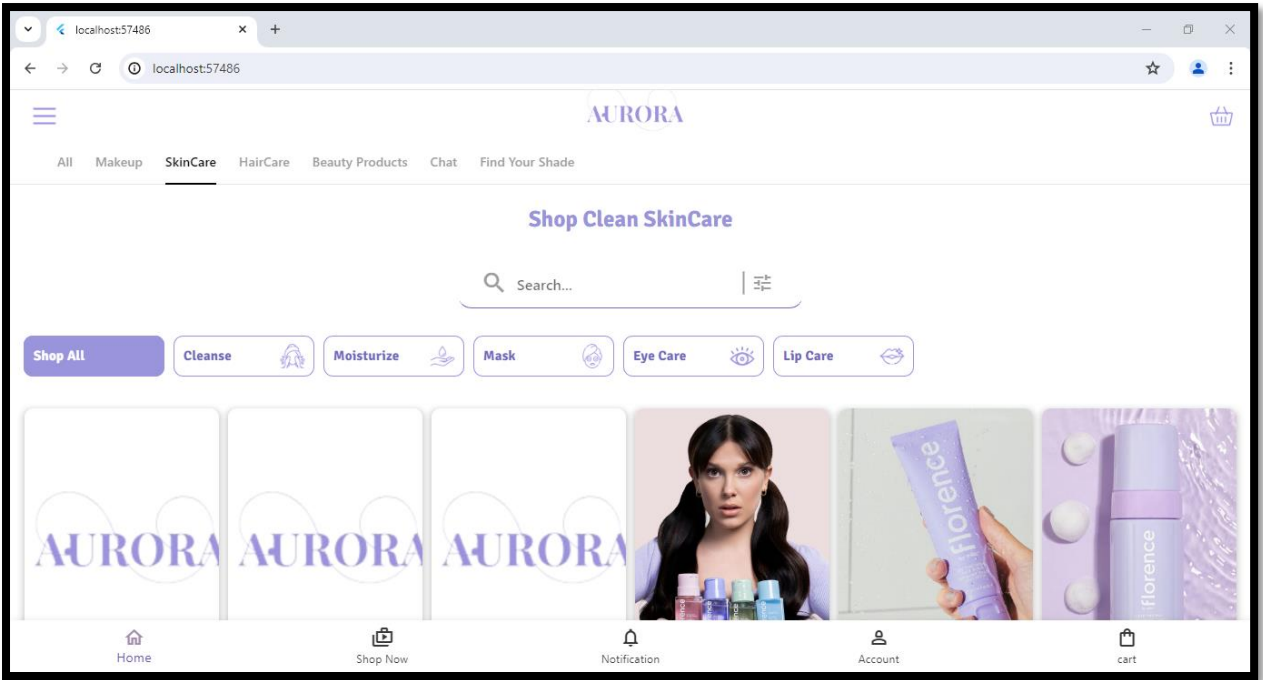


Figure 83:website shop skincare

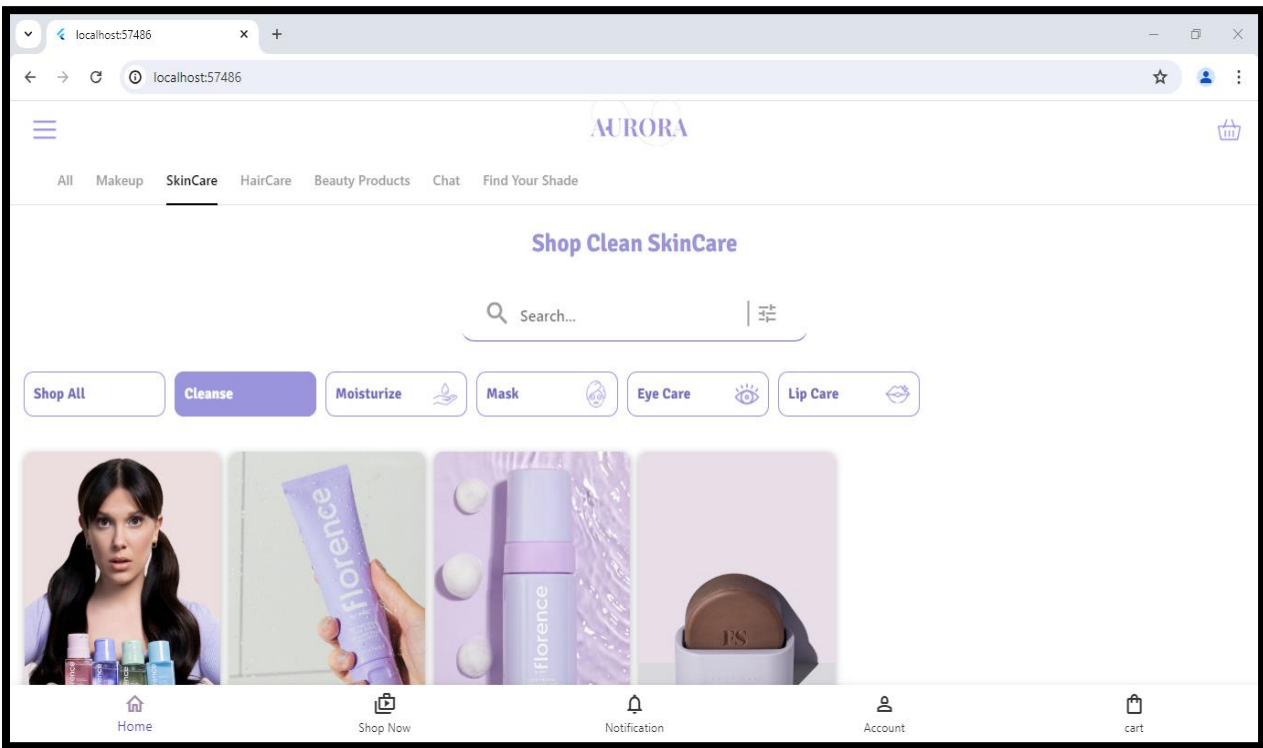


Figure 84:website shop skincare cleanse category

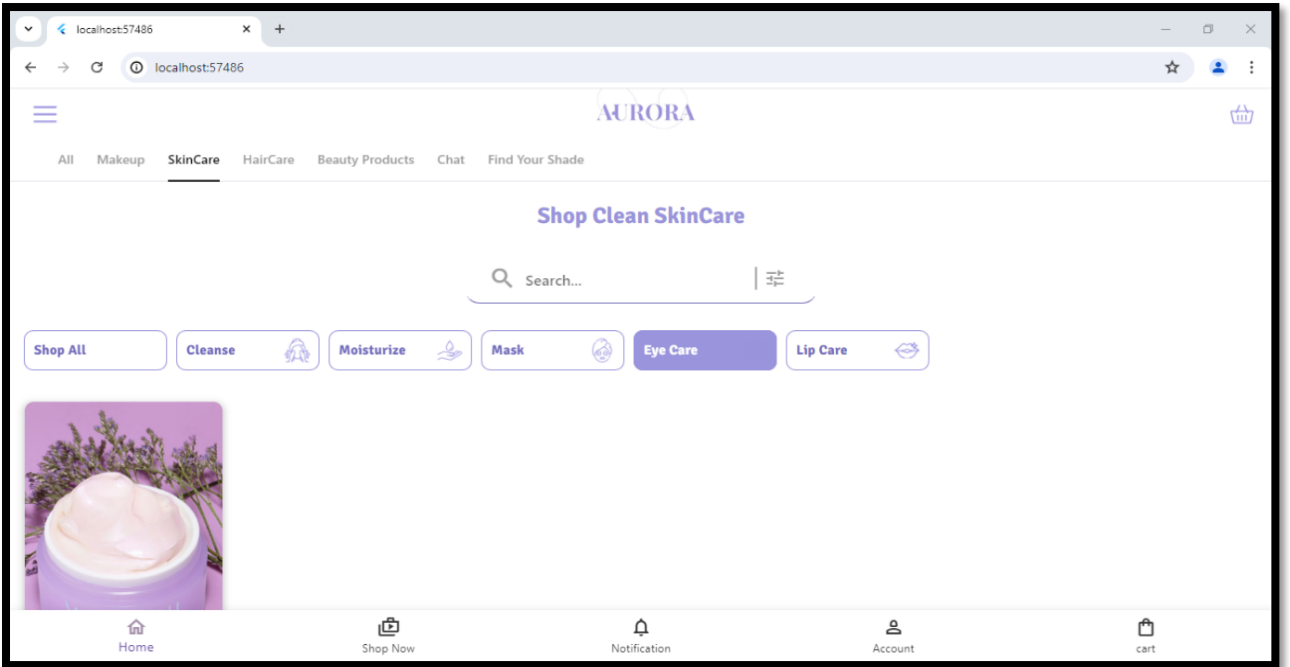


Figure 85: website shop skincare eyecare category

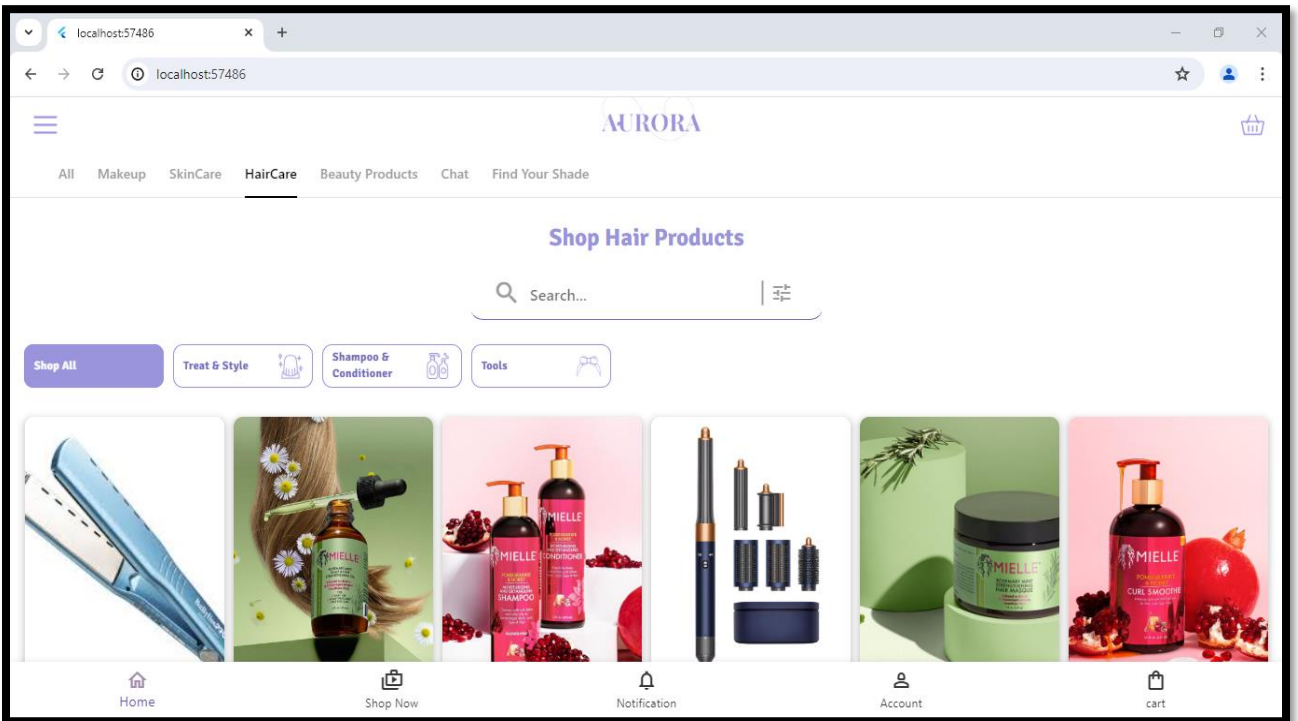


Figure 86: website shop Hair care

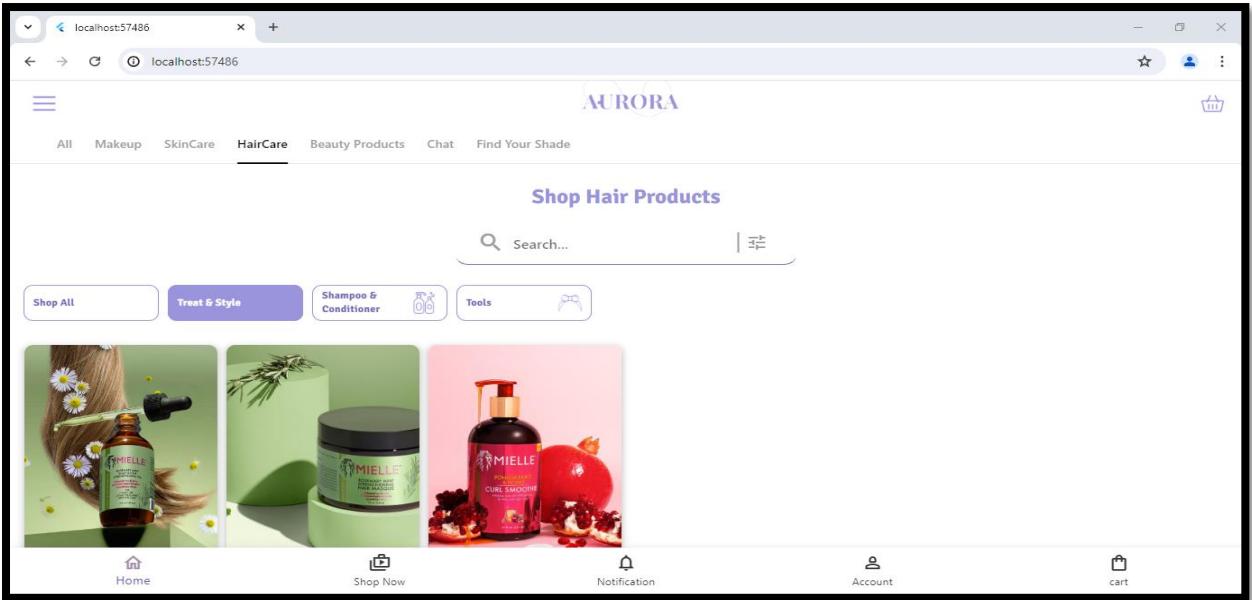


Figure 87:website shop hair care treat & style category

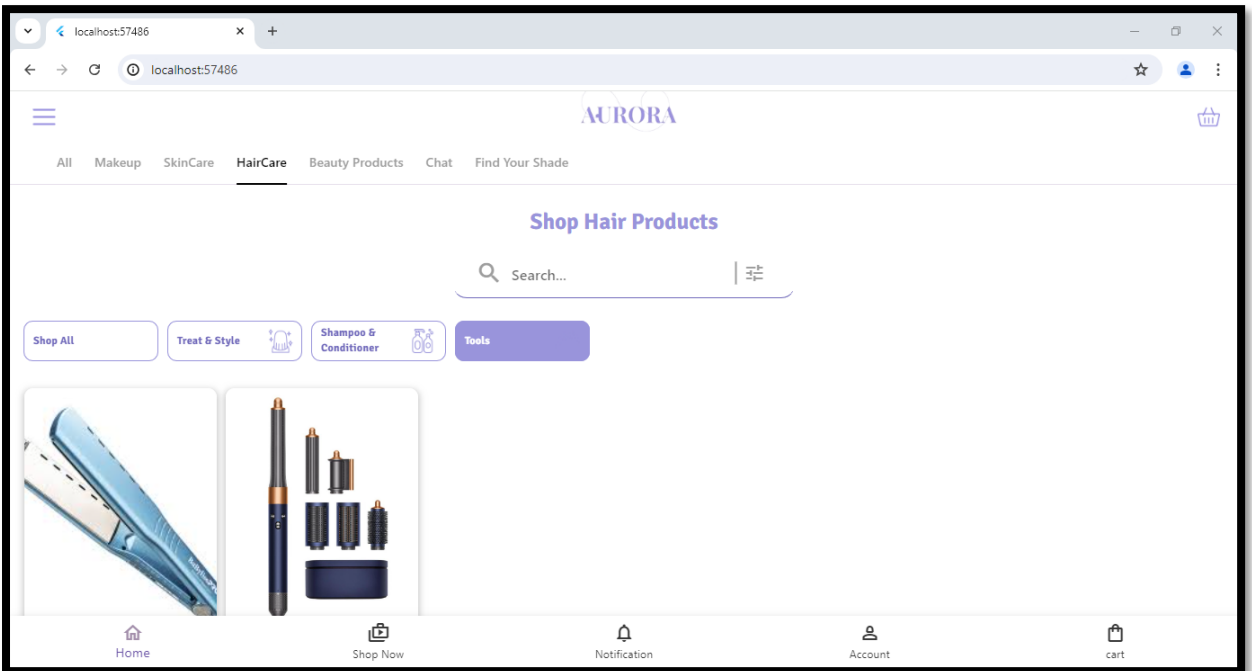


Figure 88:website shop hair care tools category

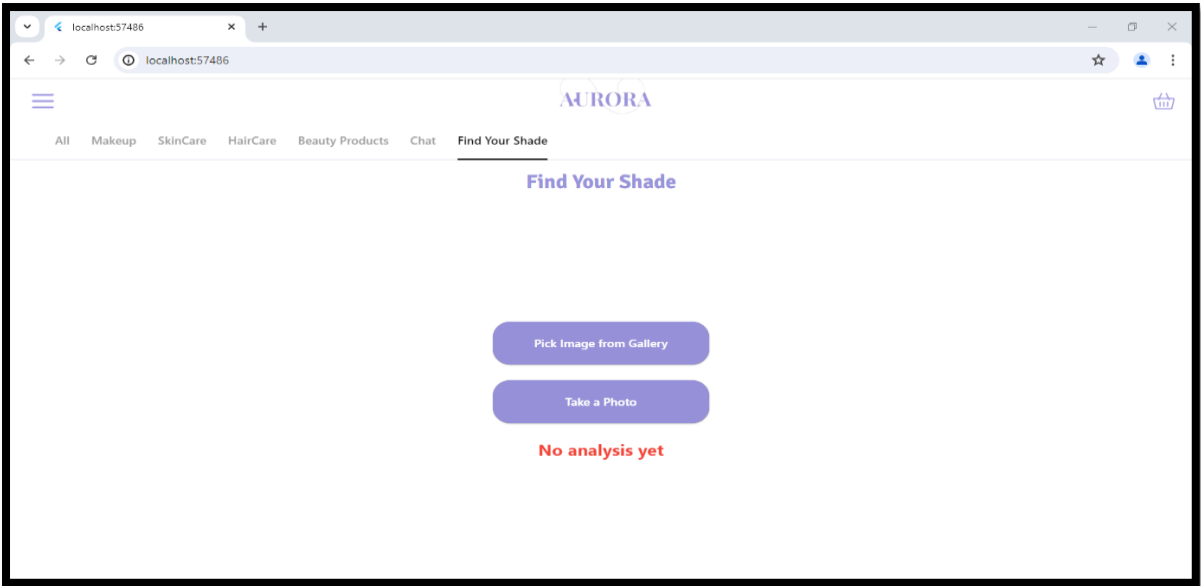


Figure 89:website find my shade

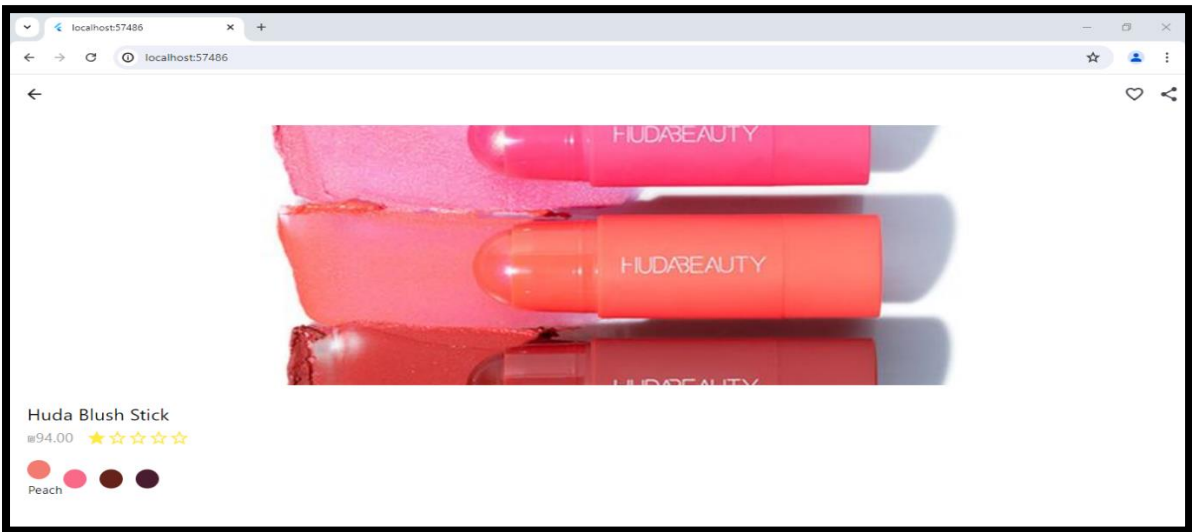


Figure 90:website Products details

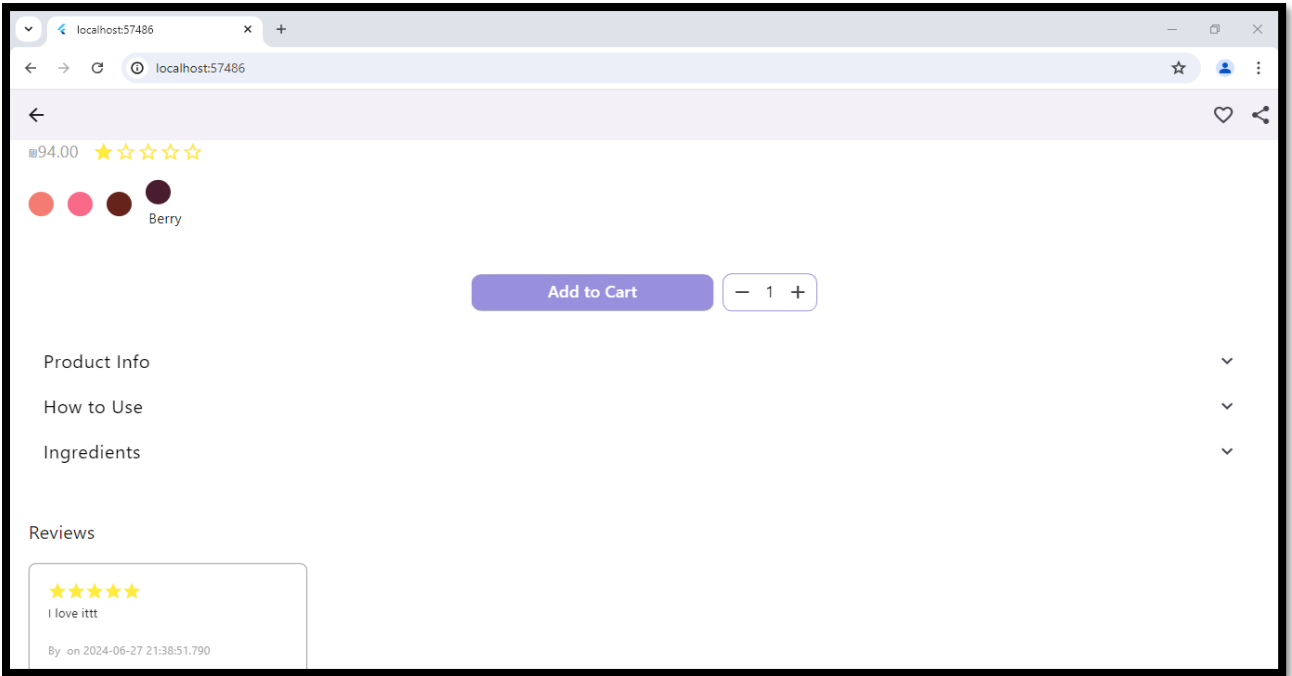


Figure 91:website products review

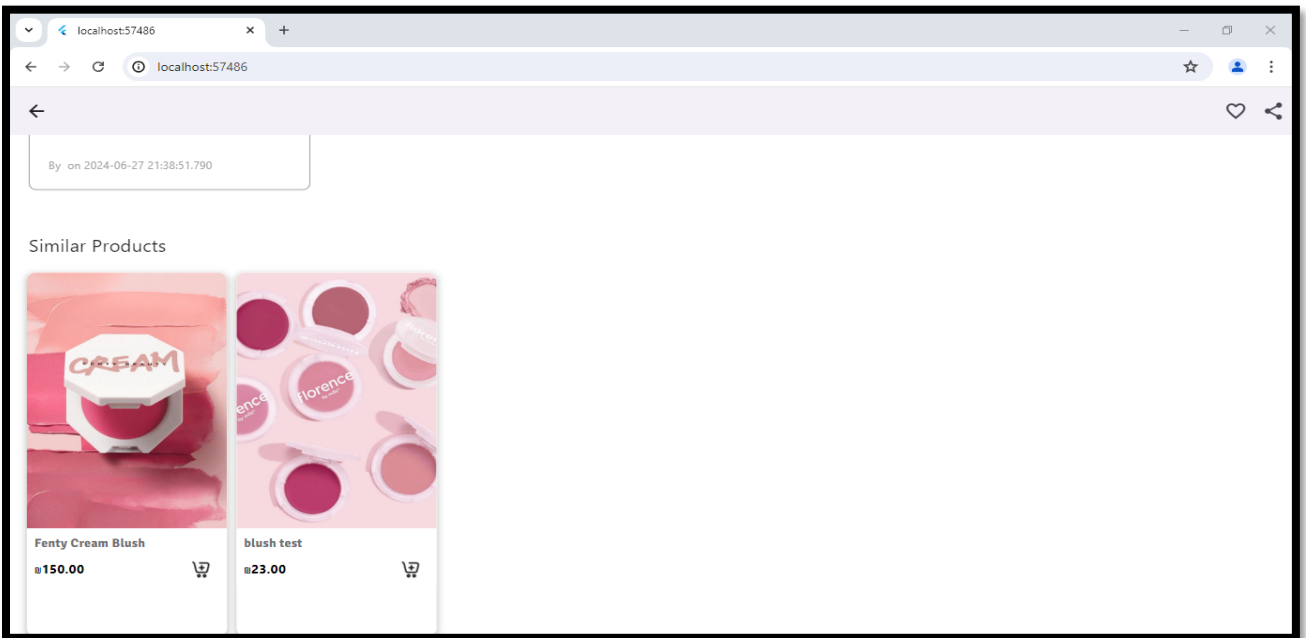


Figure 92:website you may also like

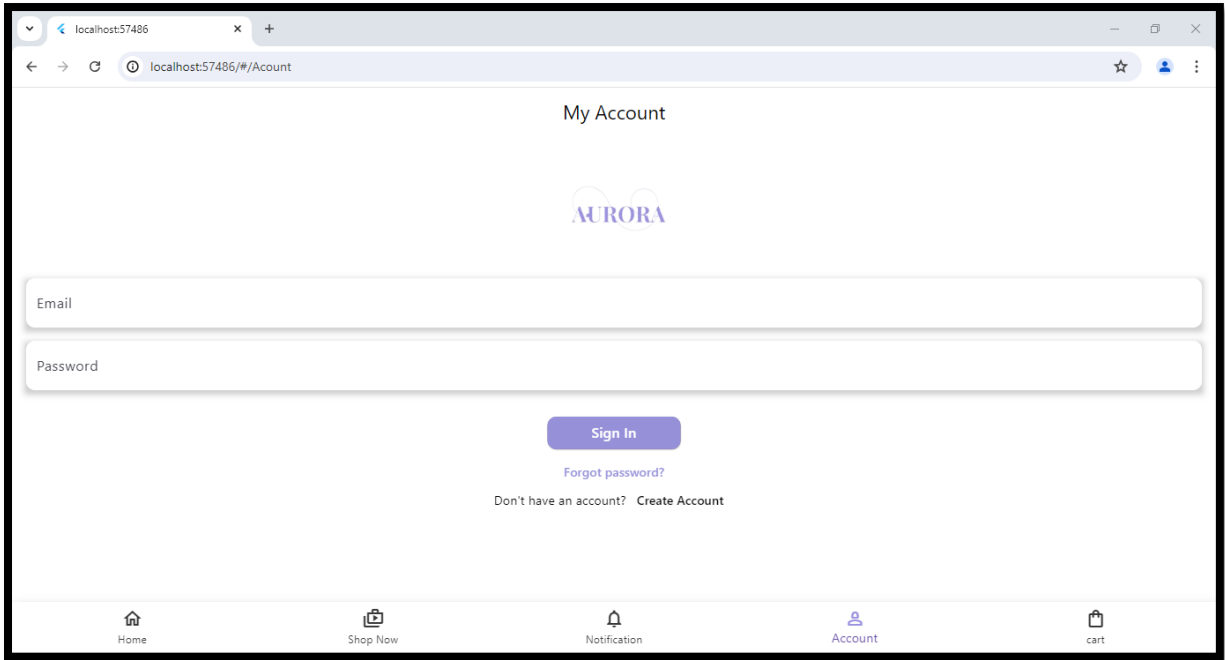


Figure 93:website login

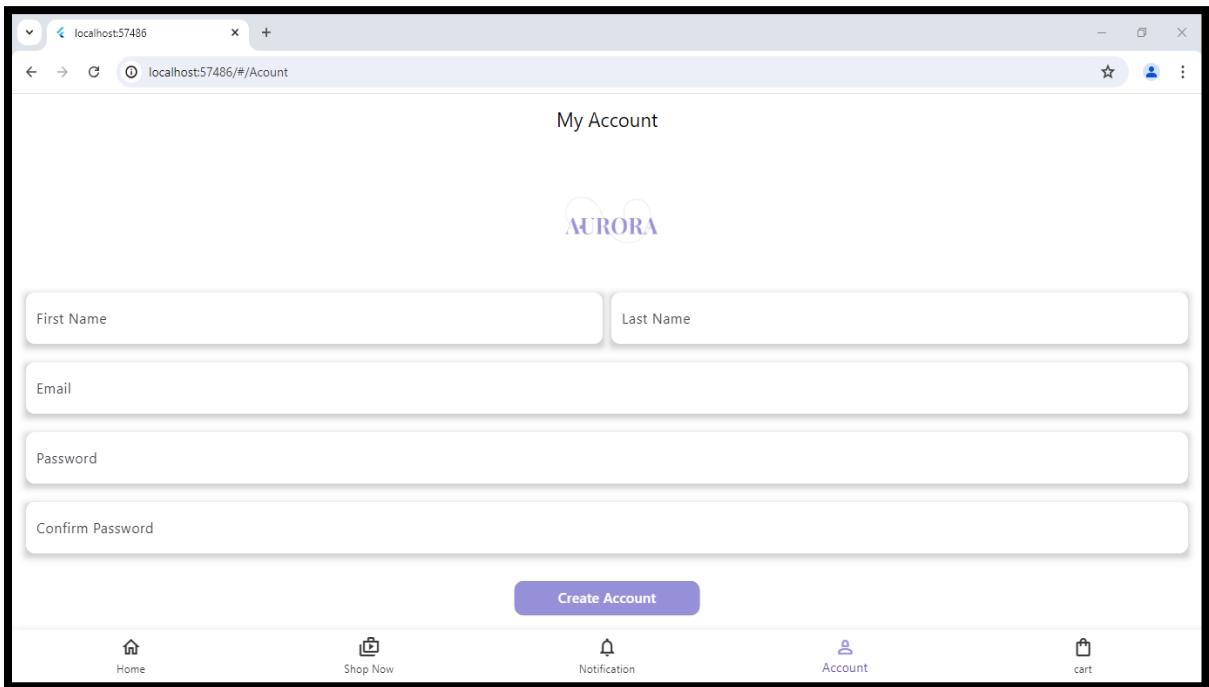


Figure 94:website Sign up

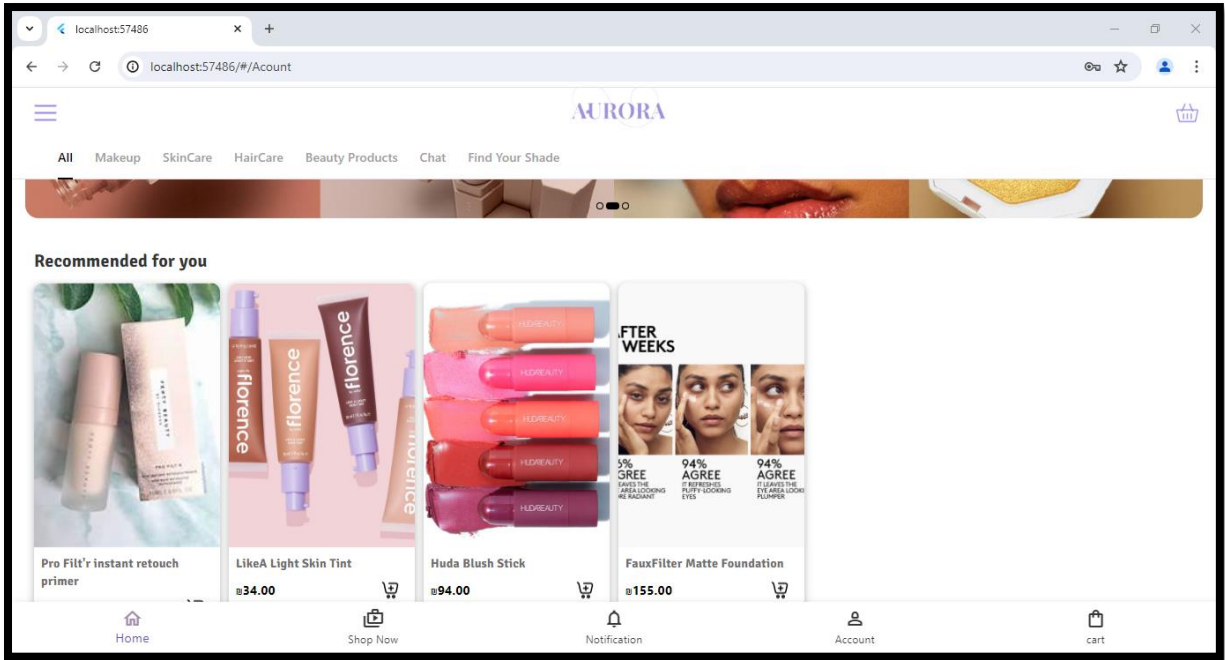


Figure 95:website Recommended for you

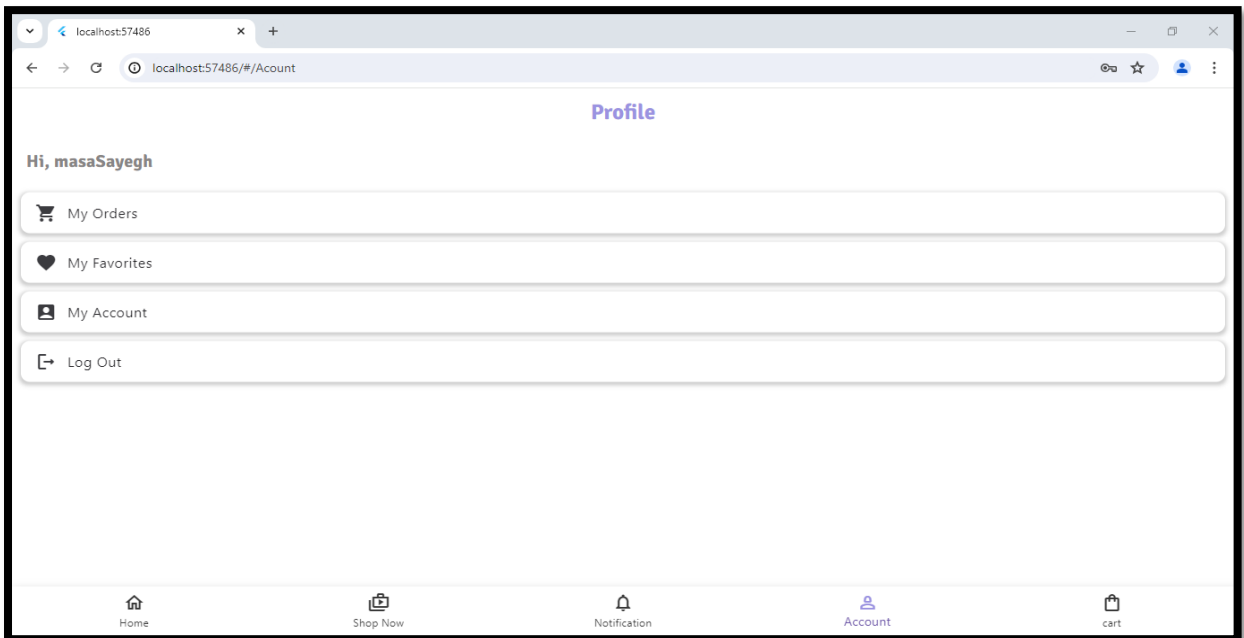


Figure 96:website Profile

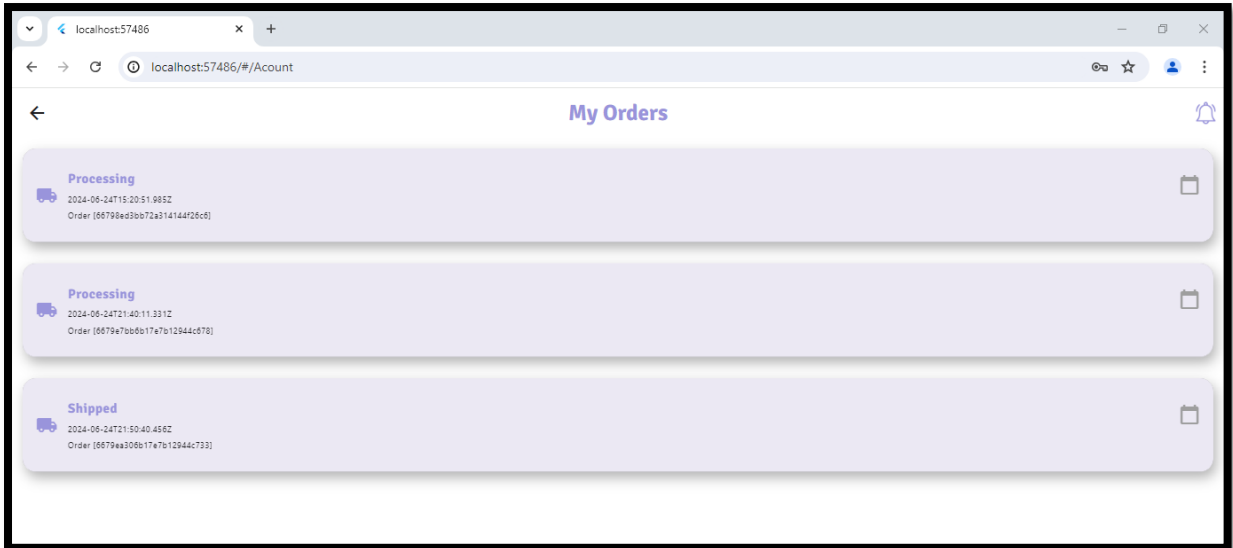


Figure 97: website my Orders

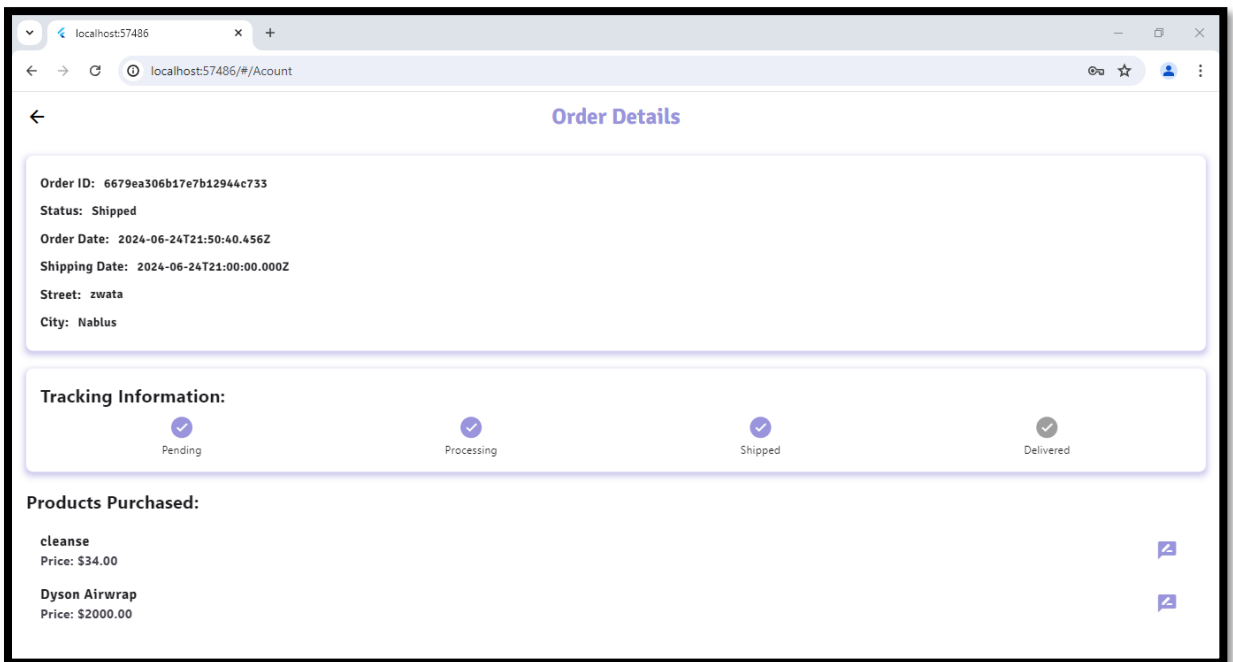


Figure 98: website Order Details

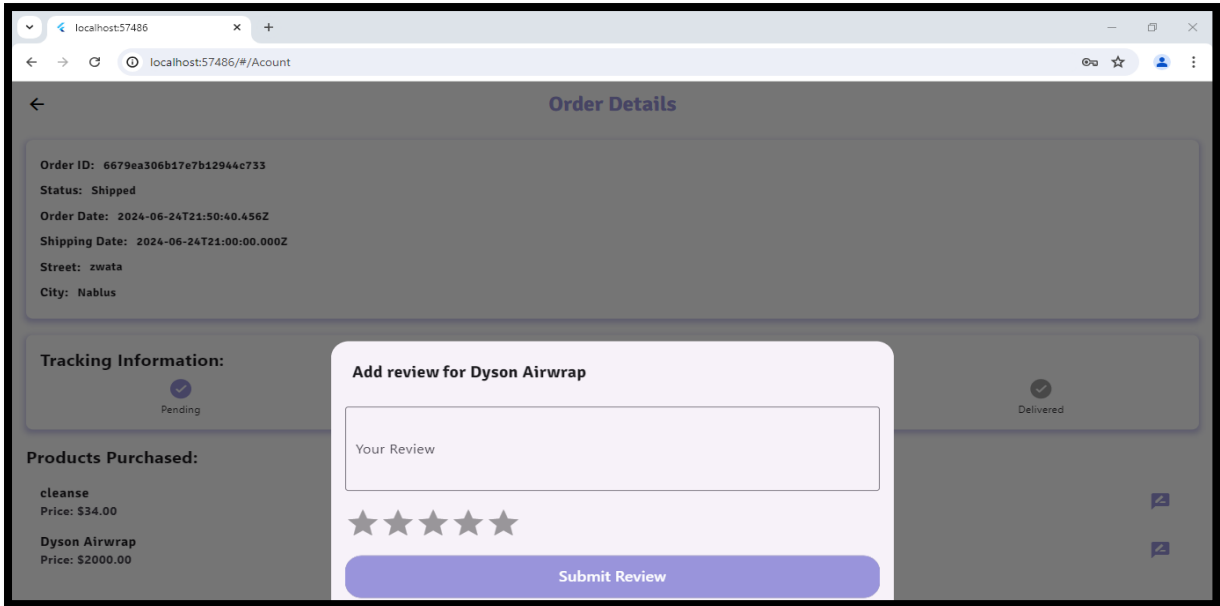


Figure 99: website add review

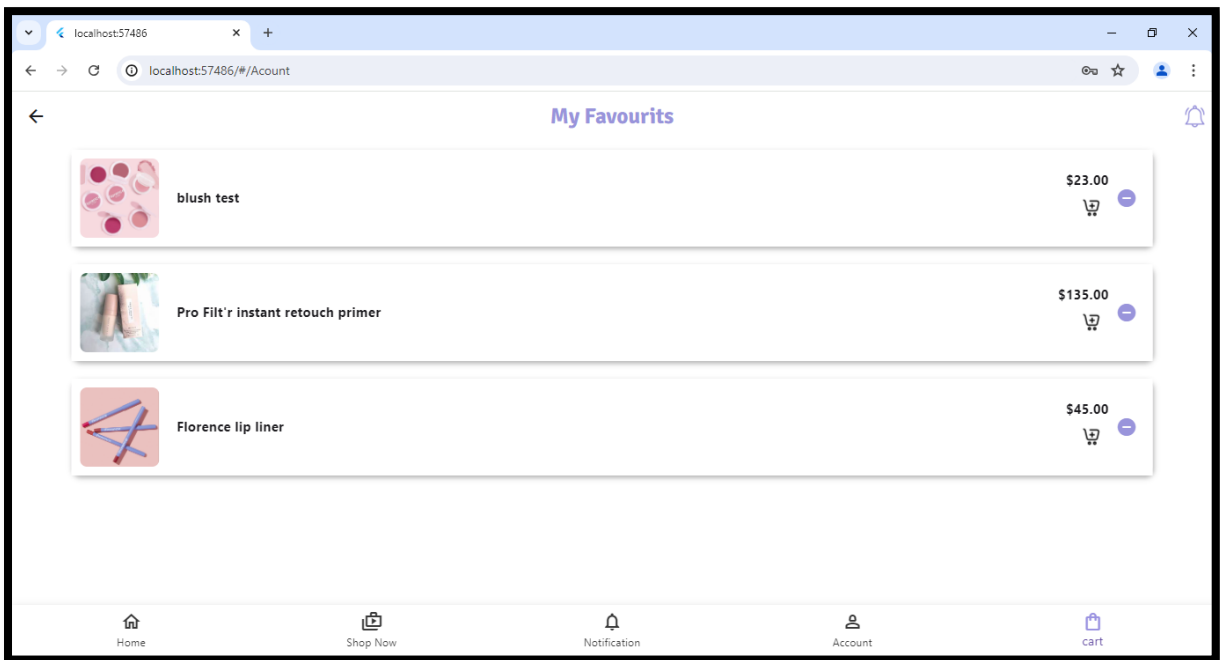


Figure 100: website my favorites

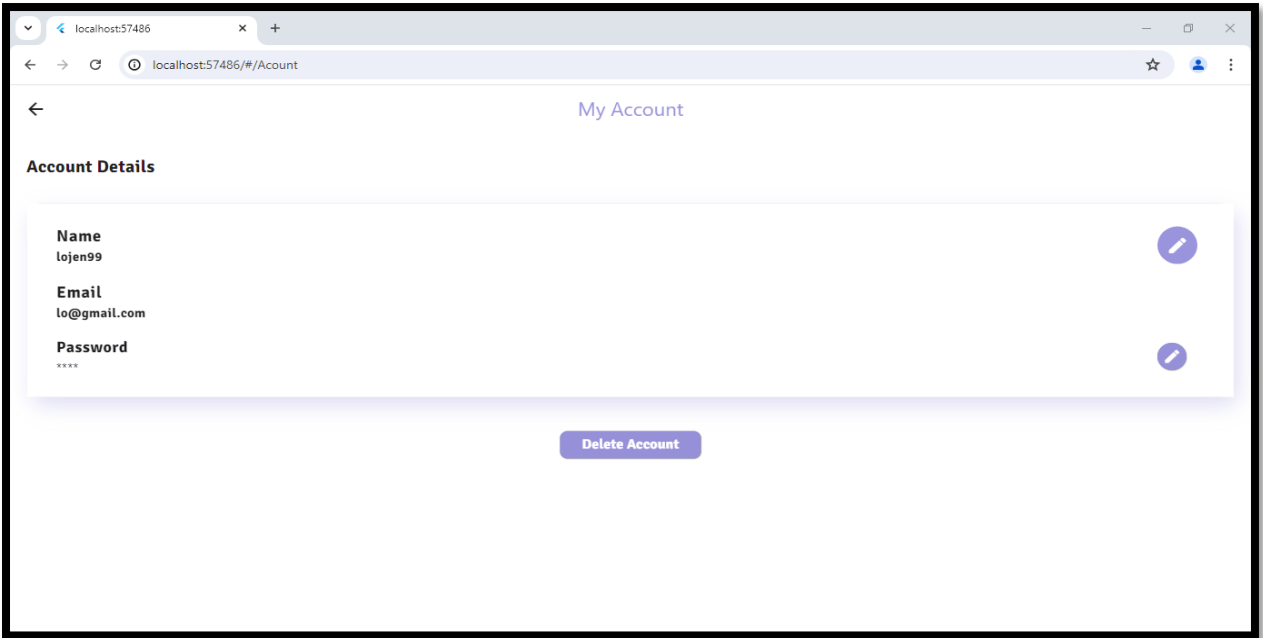


Figure 101:website user information

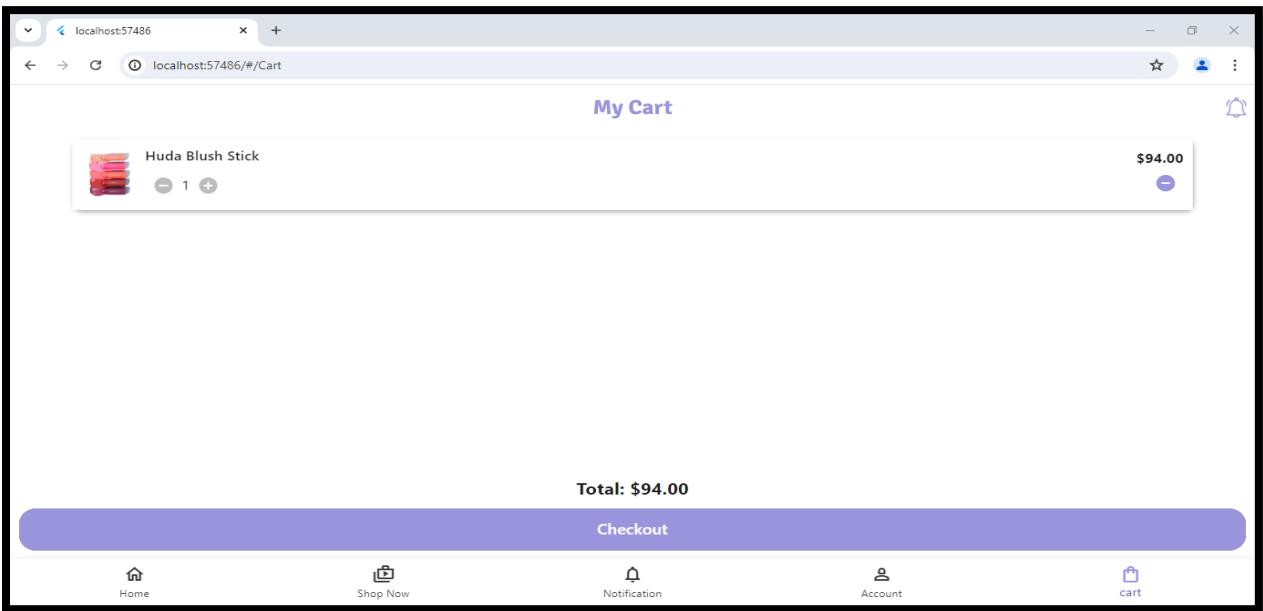


Figure 102:website cart

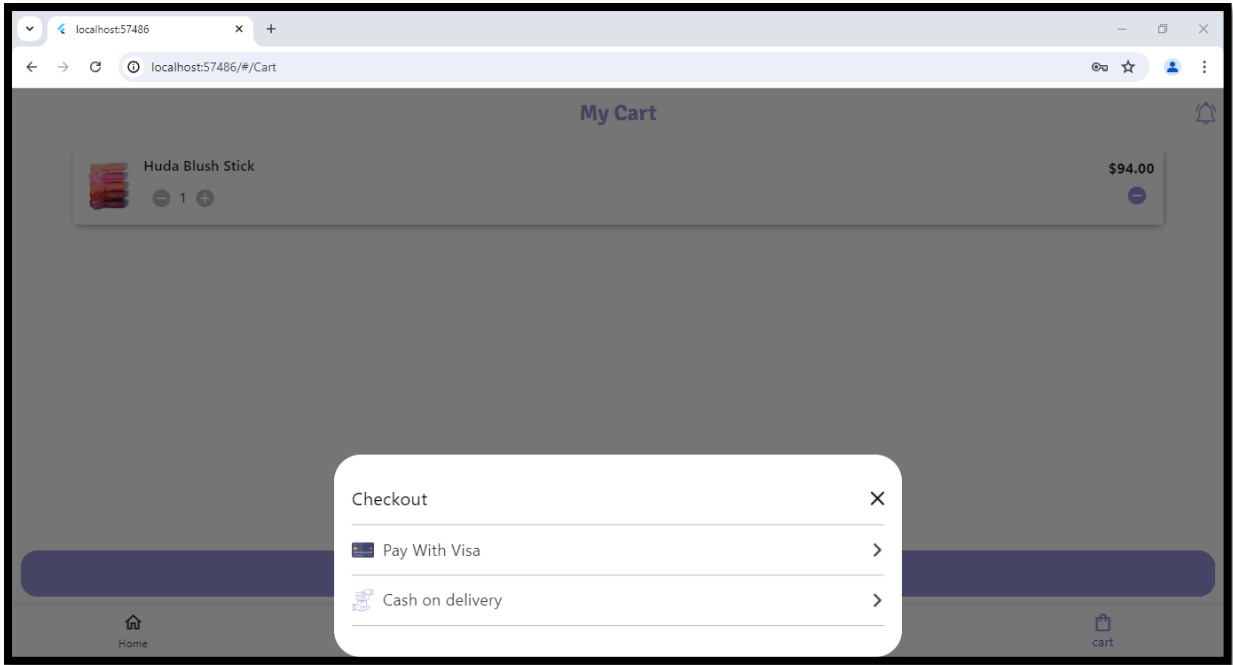


Figure 103:website payment method

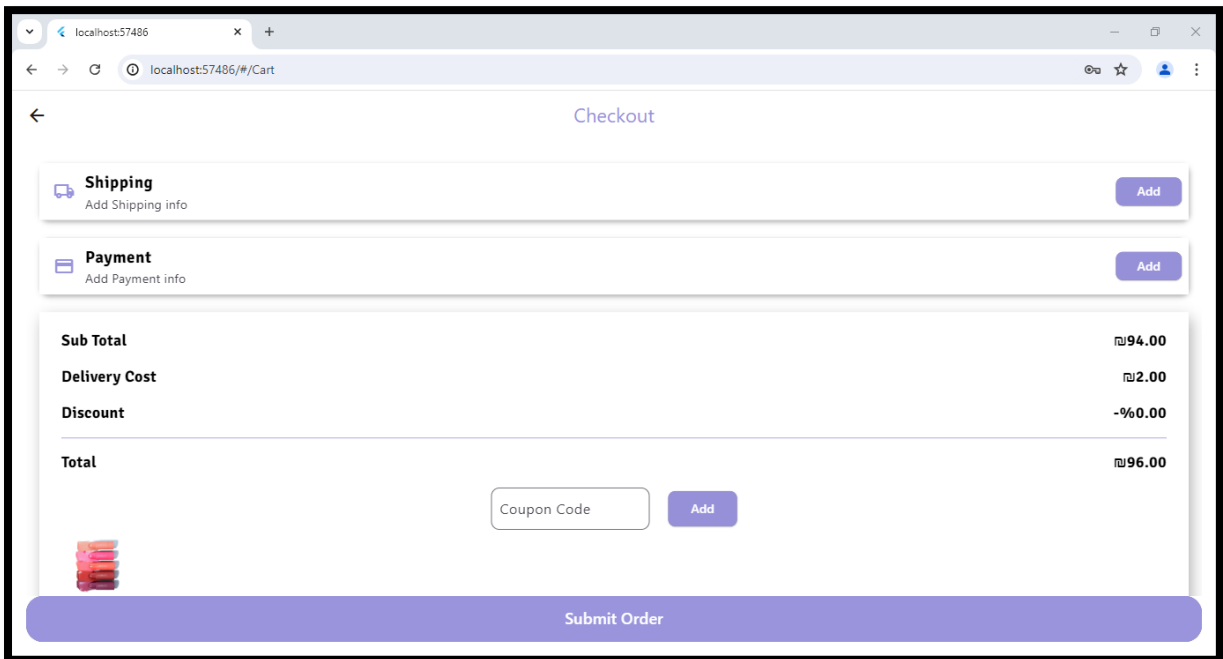


Figure 104:website Checkout page

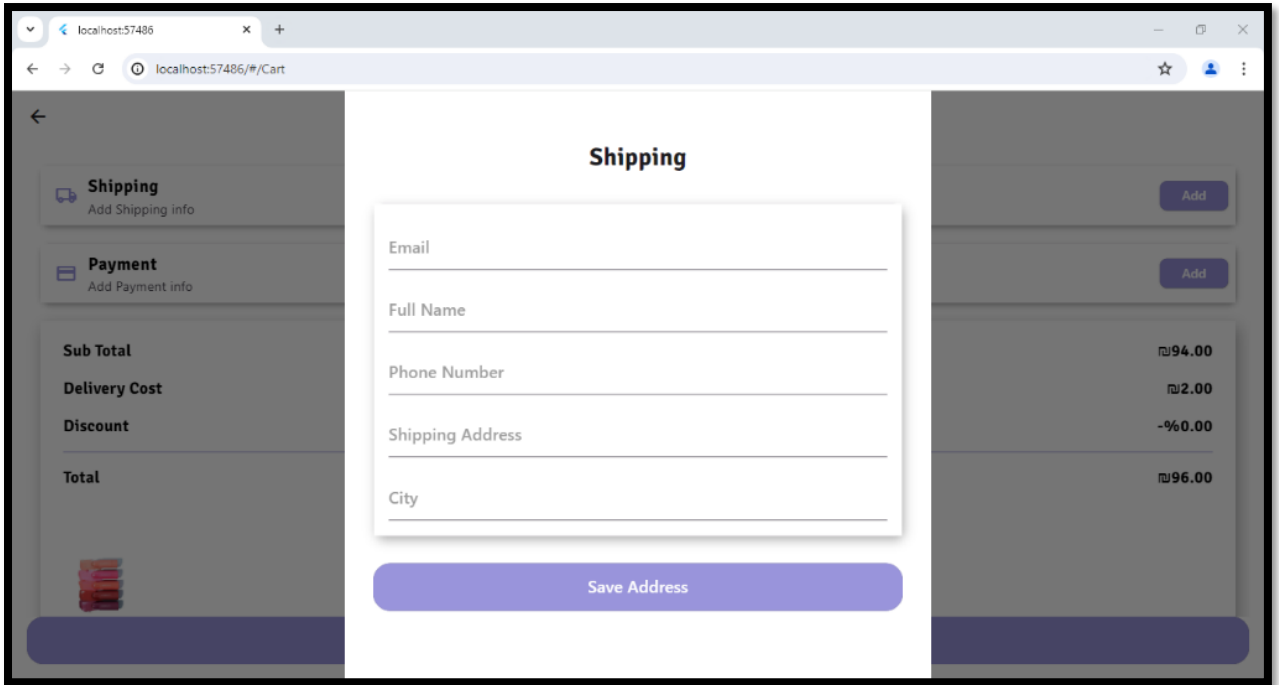


Figure 105:website add shipping information

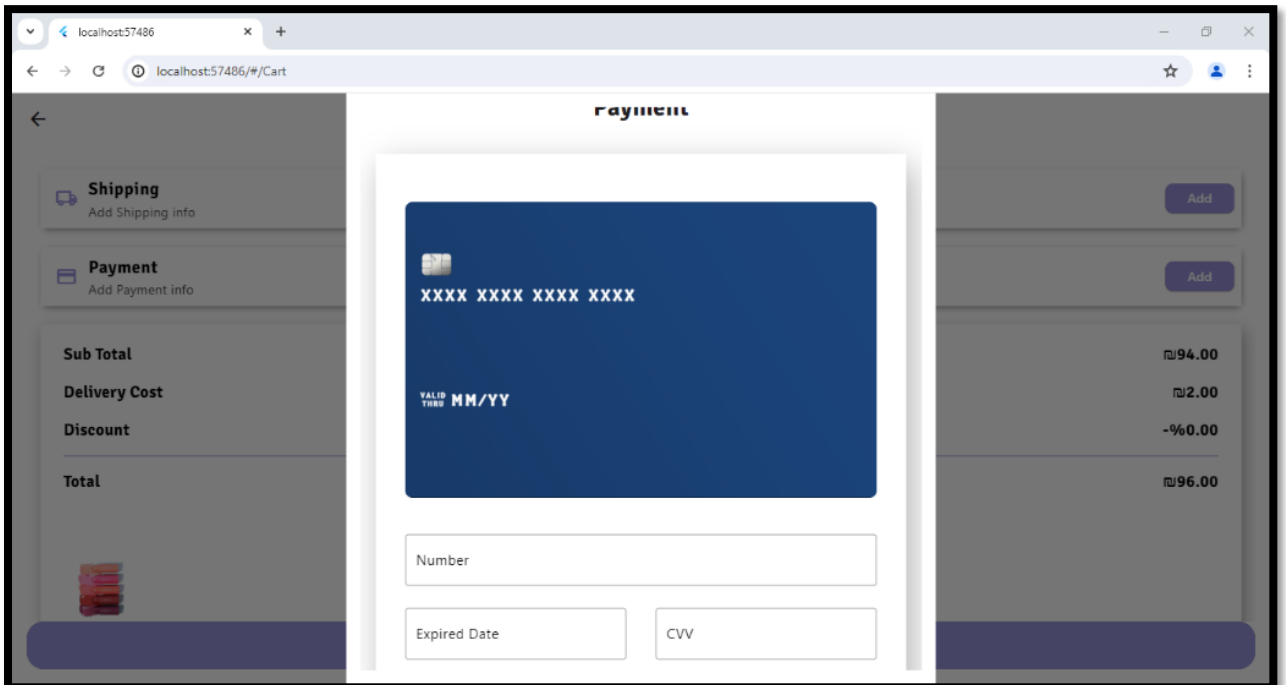


Figure 106:website add payment information

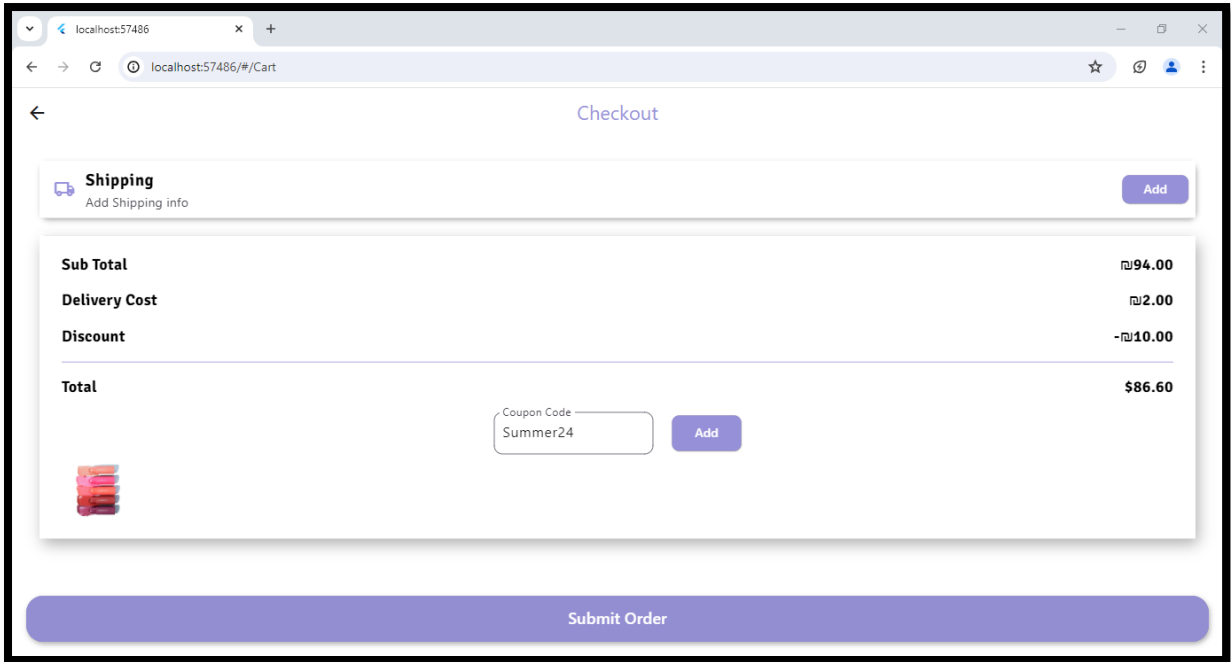


Figure 107:website add coupon to order

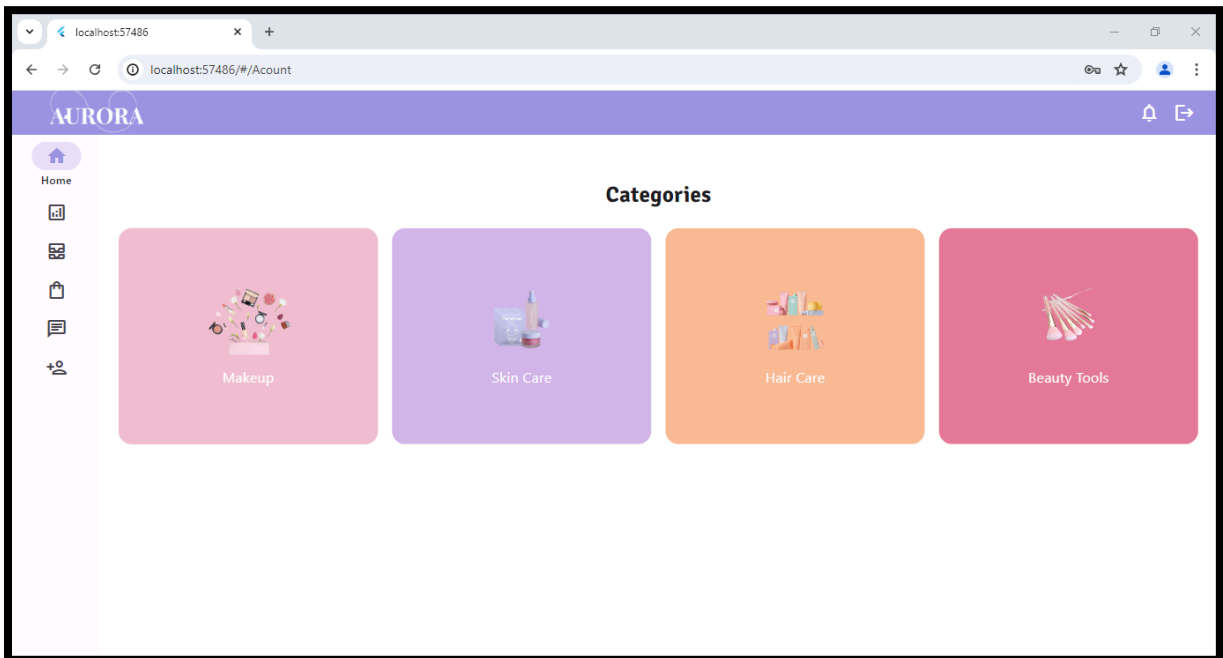


Figure 108:website admin add Products



Figure 109:website admin Total seals

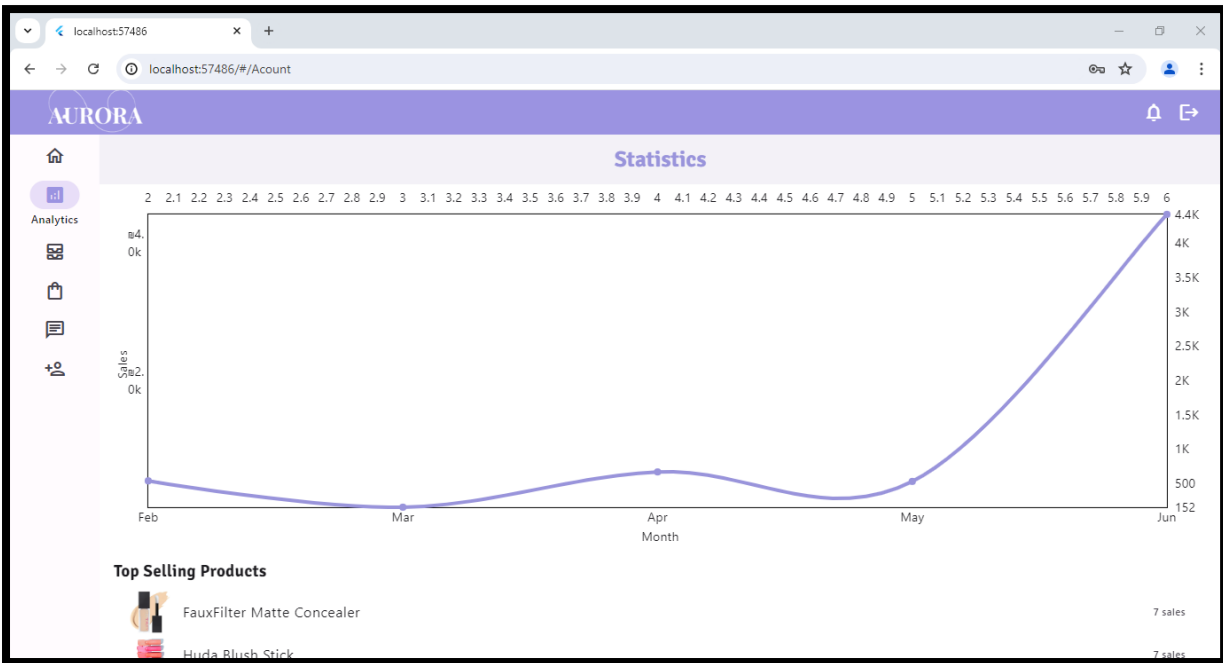


Figure 110:website admin Statistic

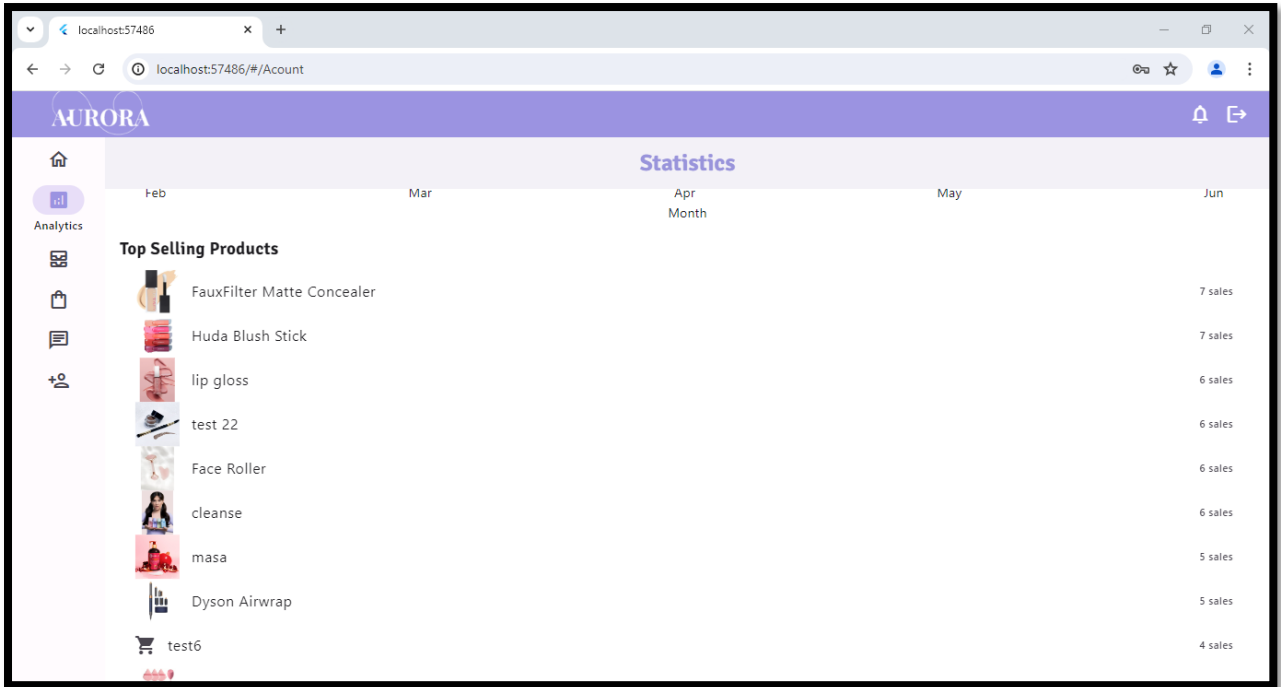


Figure 111:website admin top selling Products

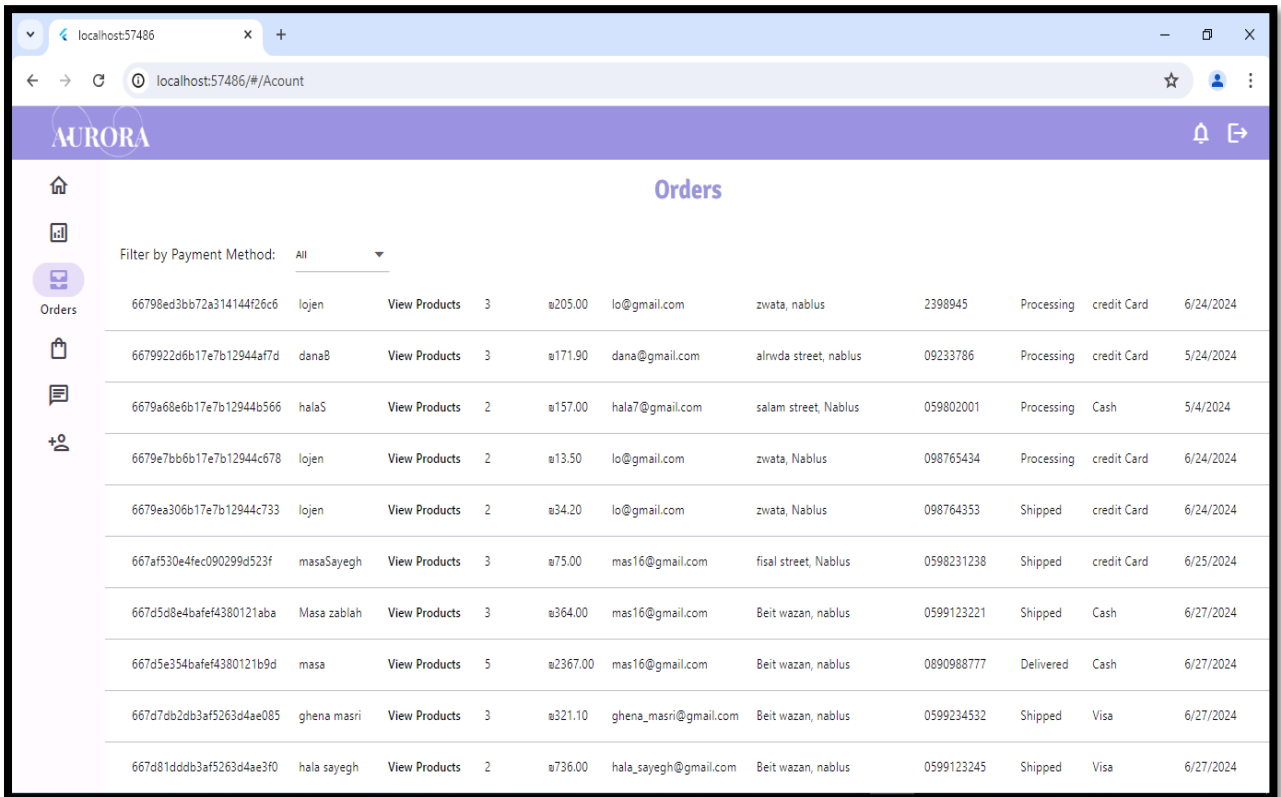


Figure 112:website All Orders

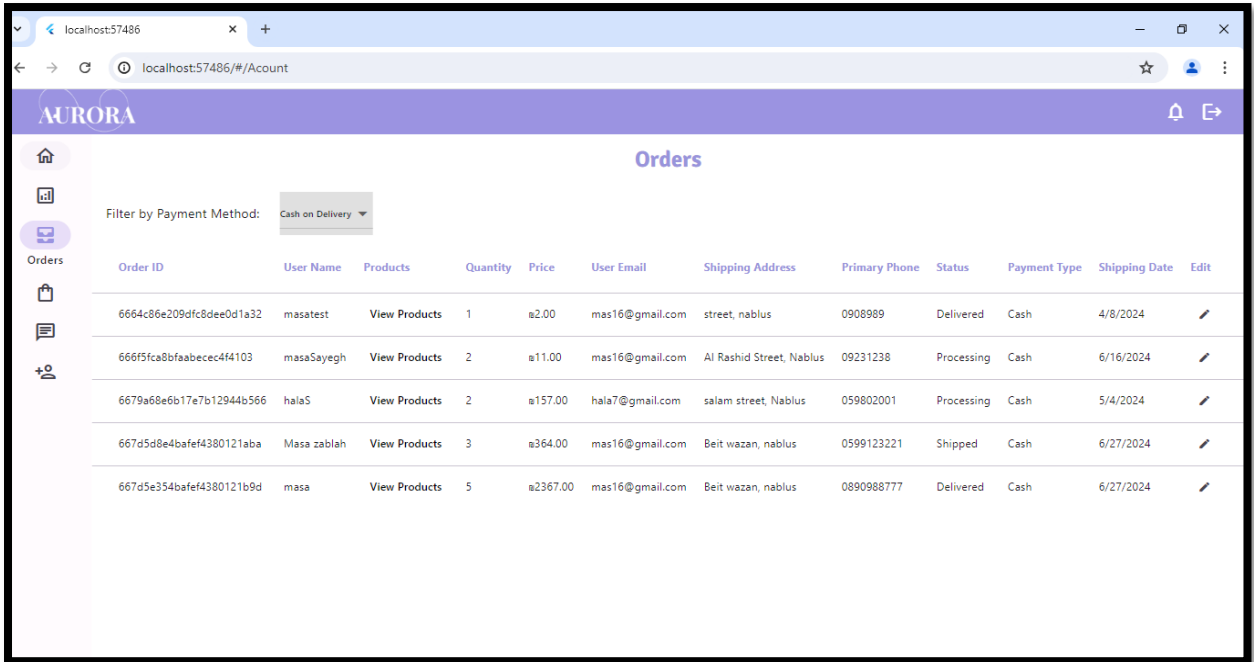


Figure 113:website filter order by beit payment method

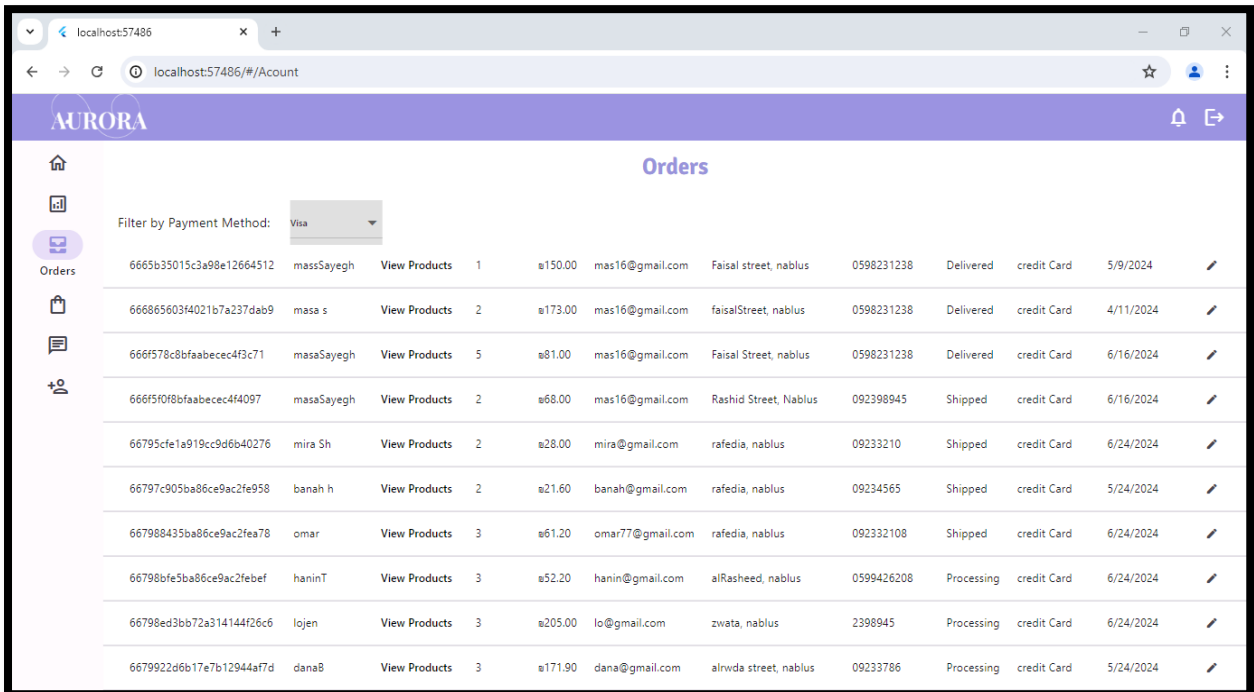


Figure 114:website filter order by payment method

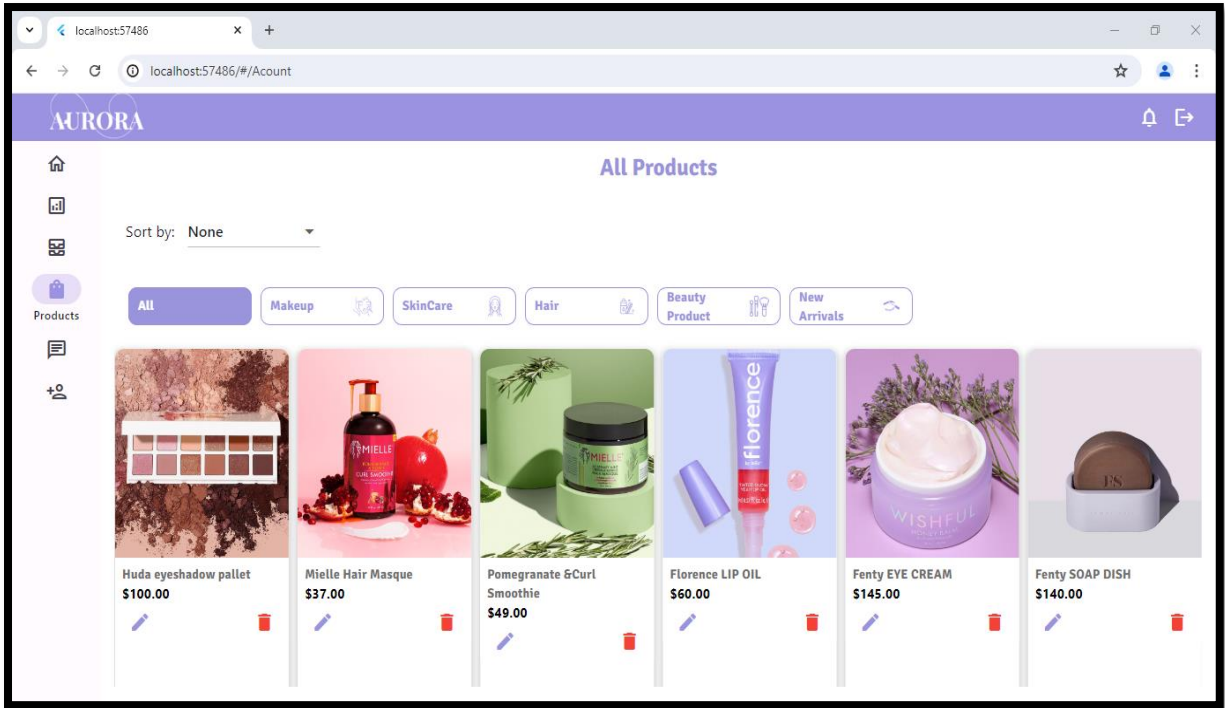


Figure 115:website Admin all products

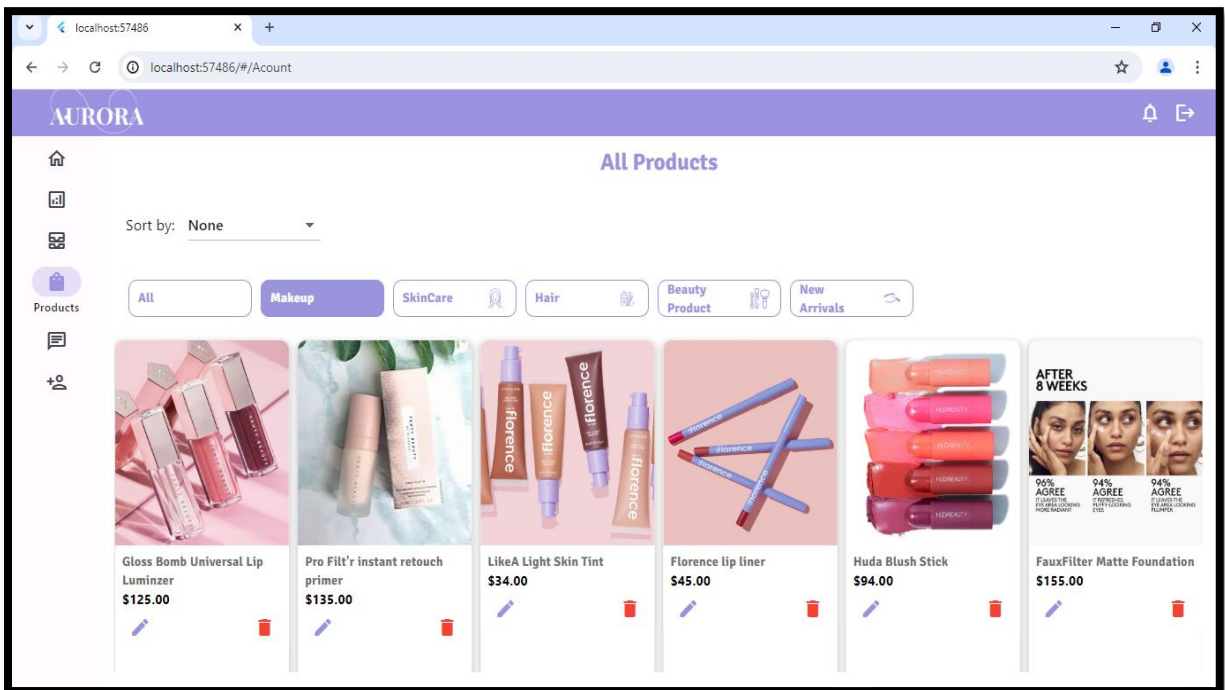


Figure 116:website Admin makeup products

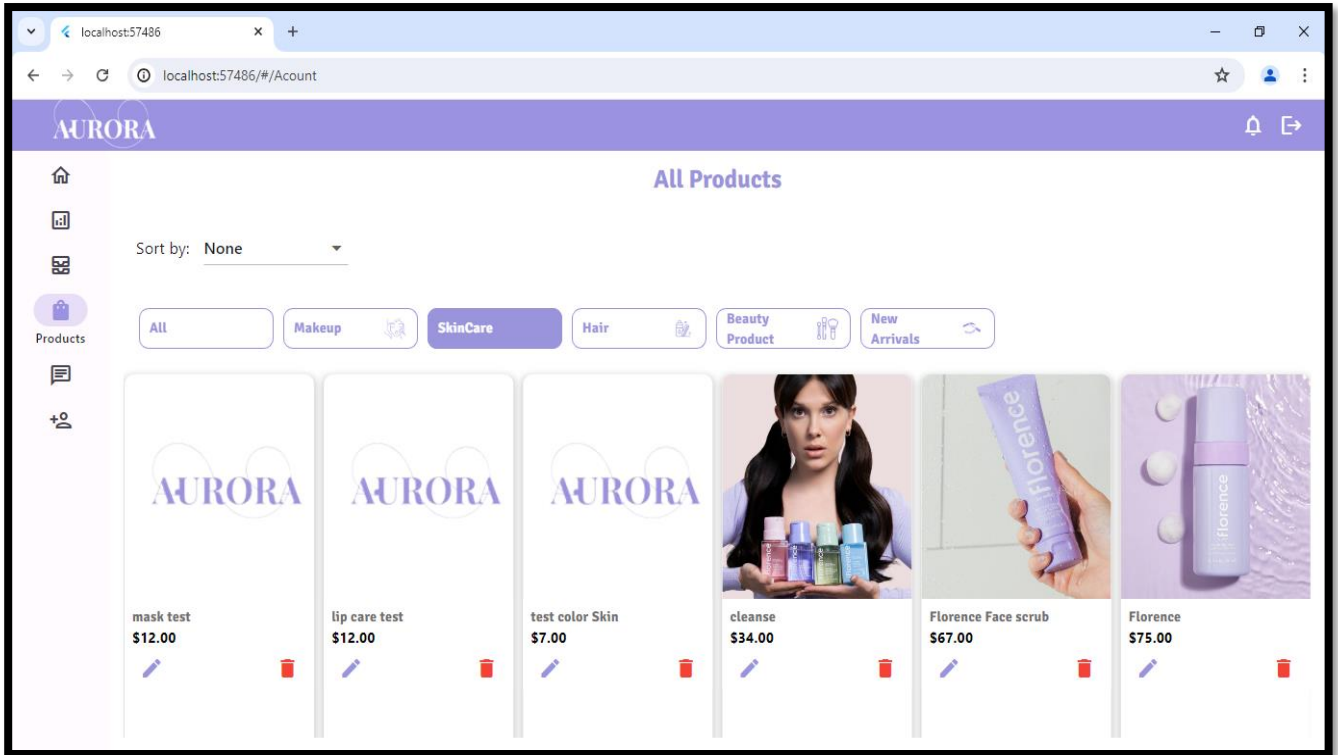


Figure 117:website Admin skincare products

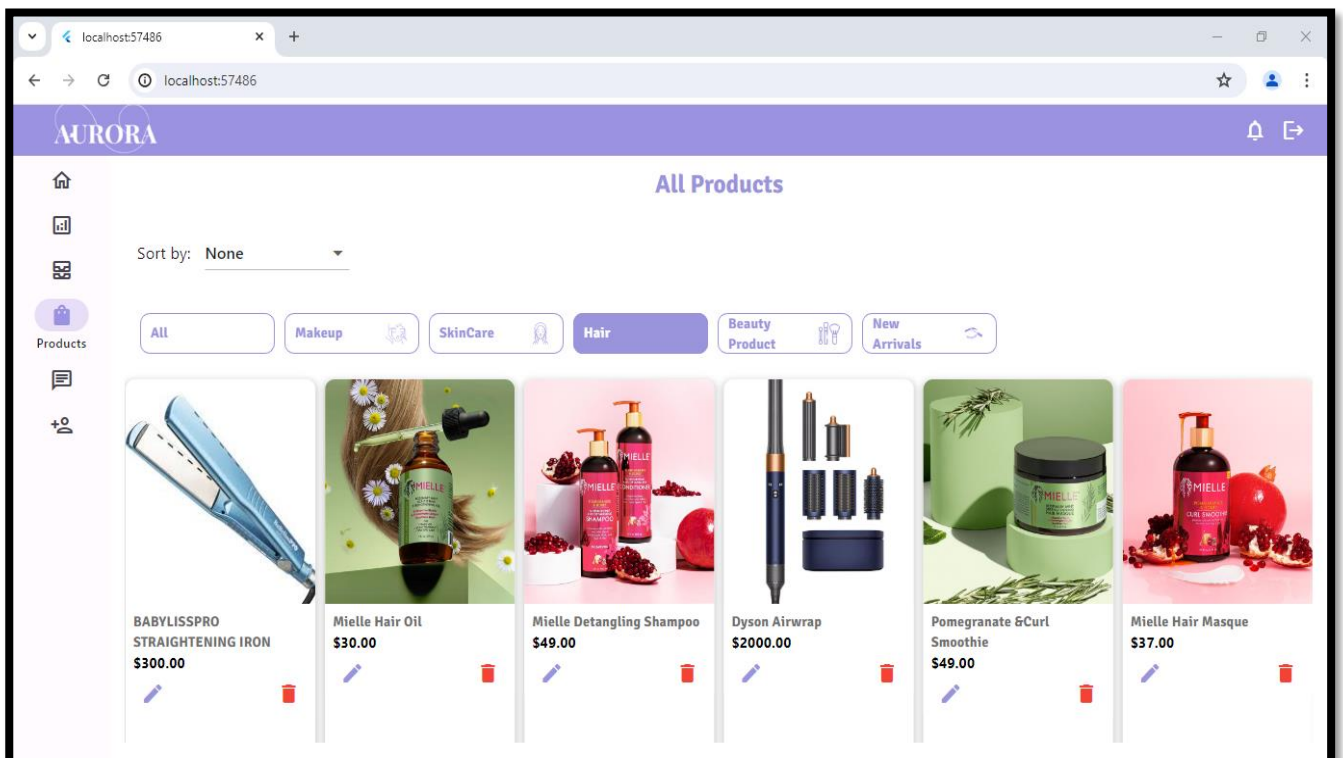


Figure 118:website Admin haircare products

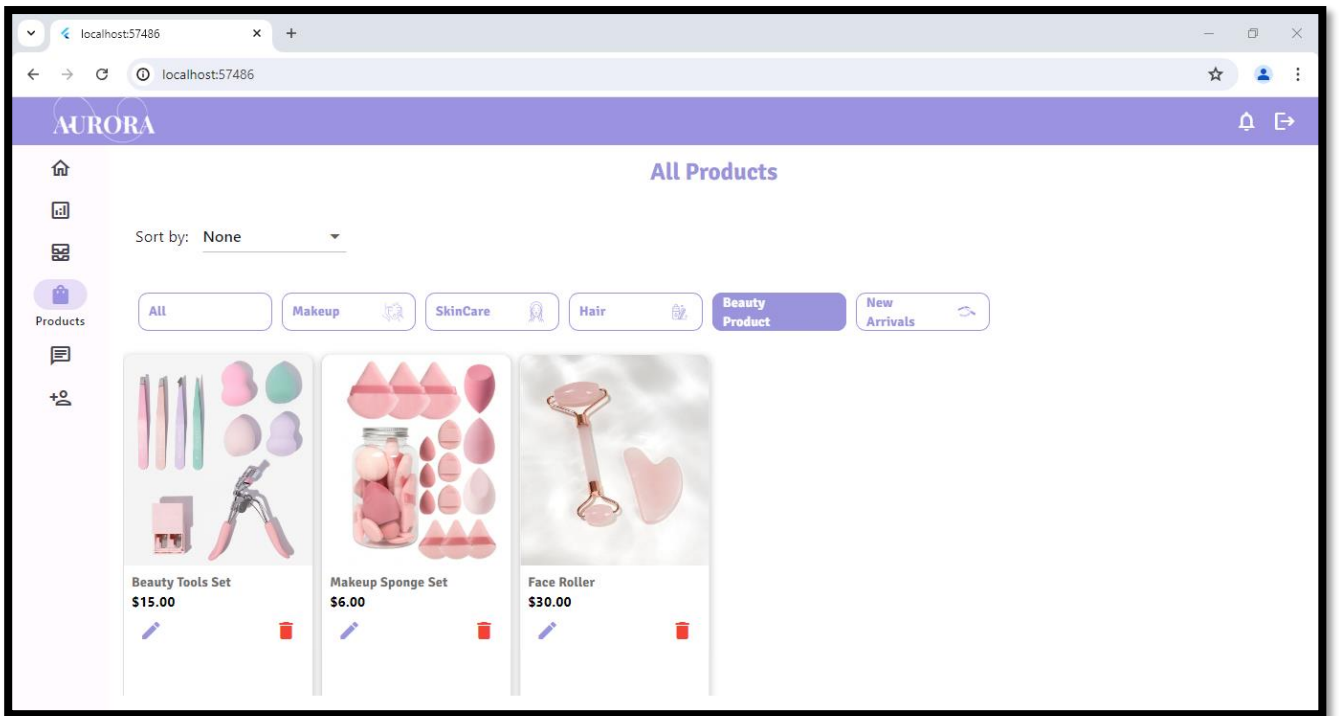


Figure 119:website Admin beauty tools products

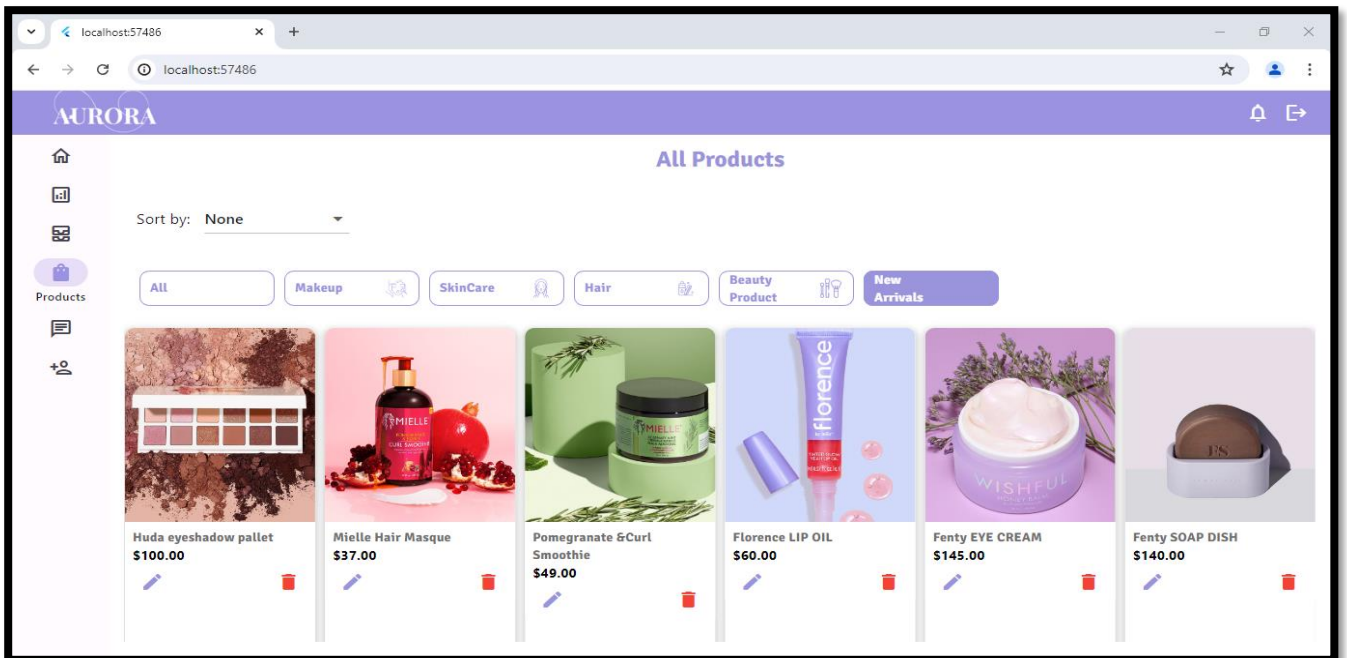


Figure 120:website Admin new Arrivals products

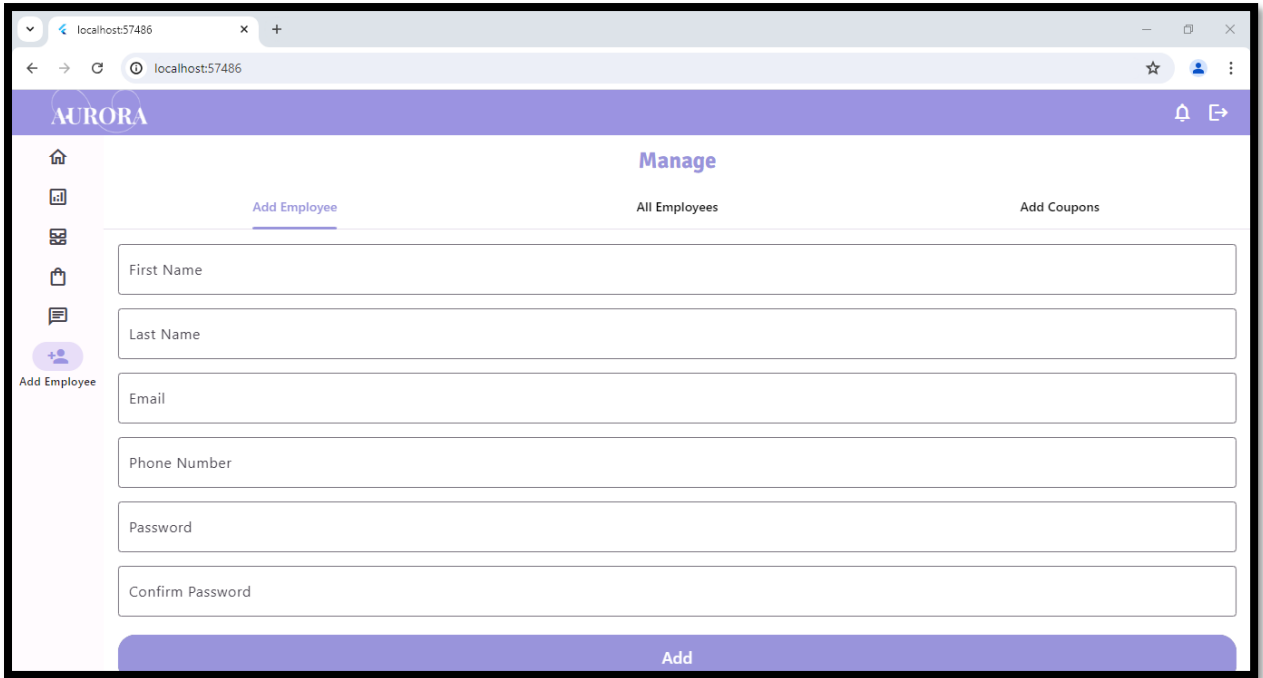


Figure 121: website admin add employ

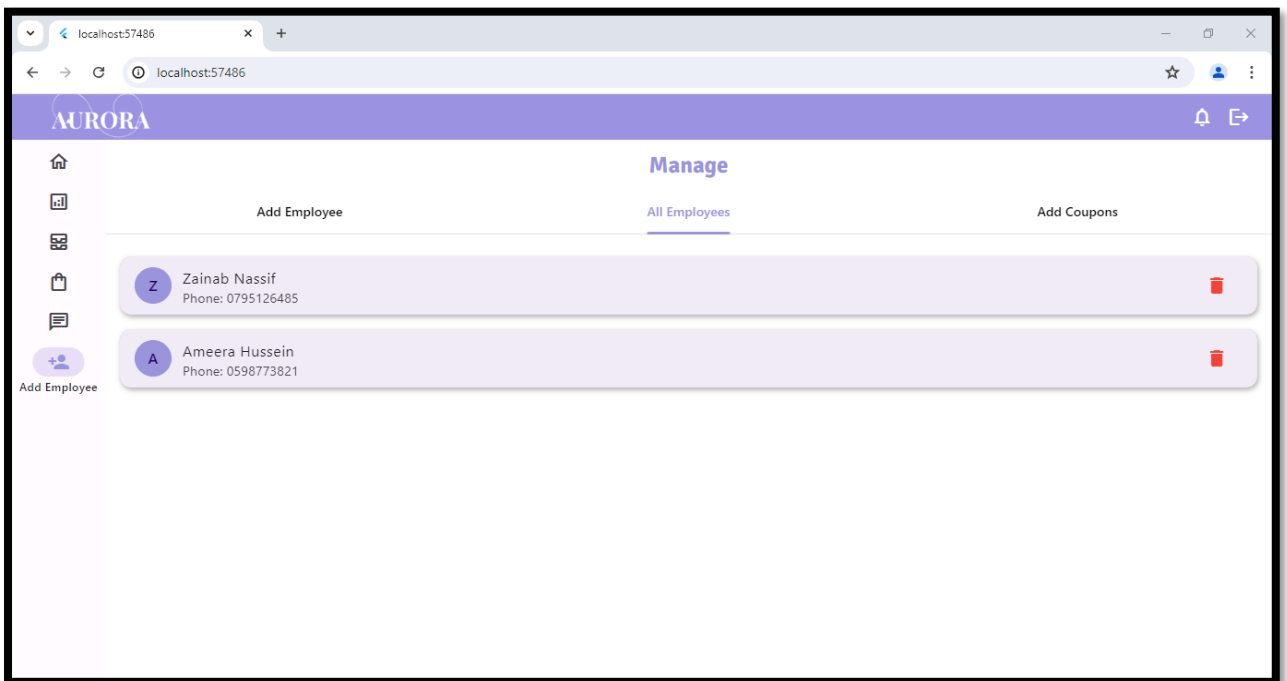


Figure 122:website all employe

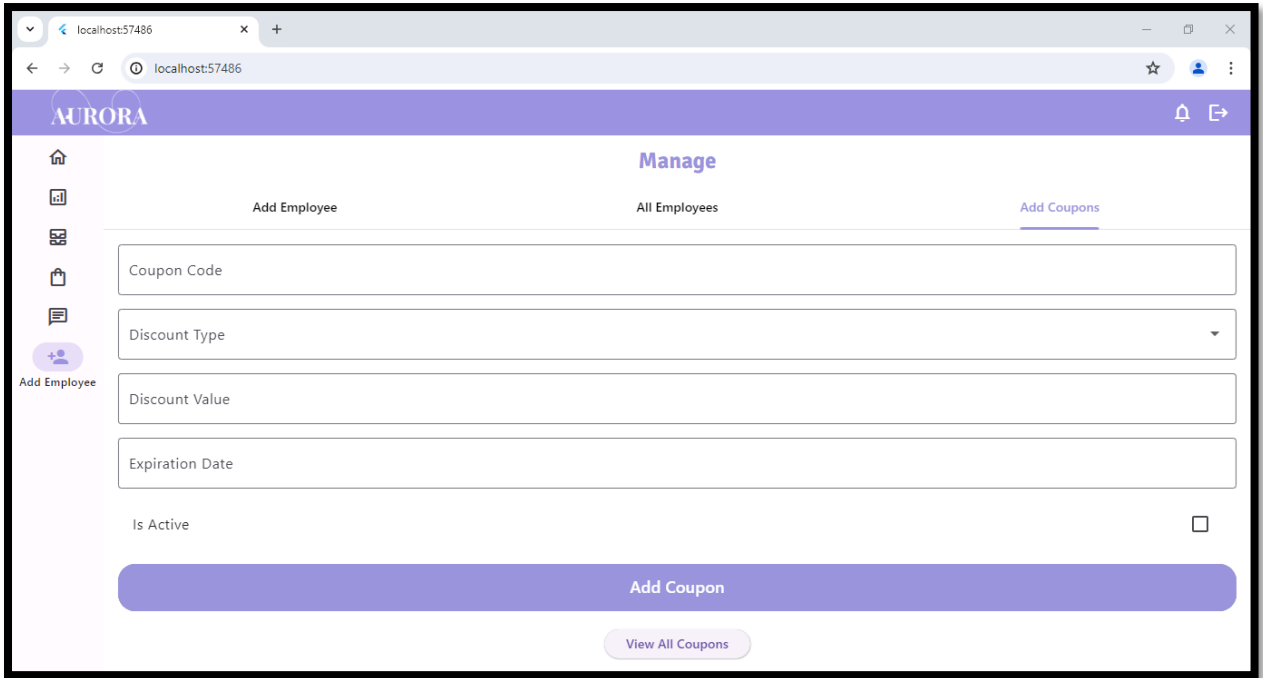


Figure 123:website admin add coupon

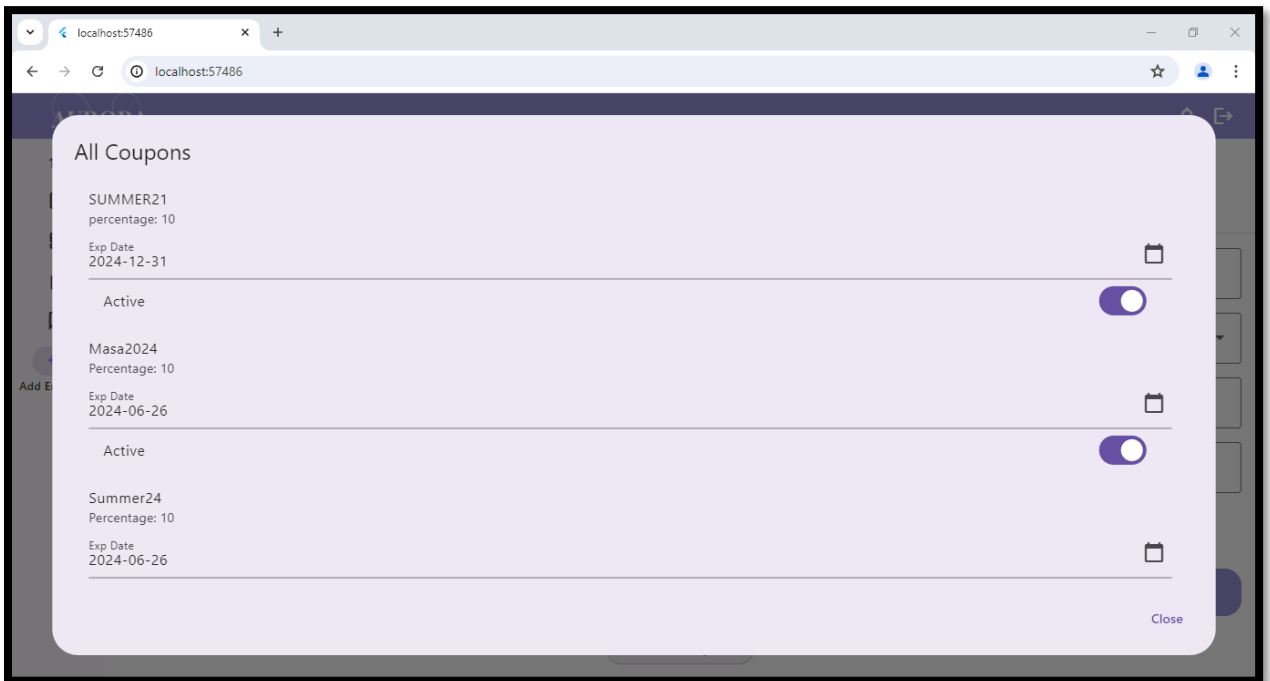


Figure 124:website view all coupons

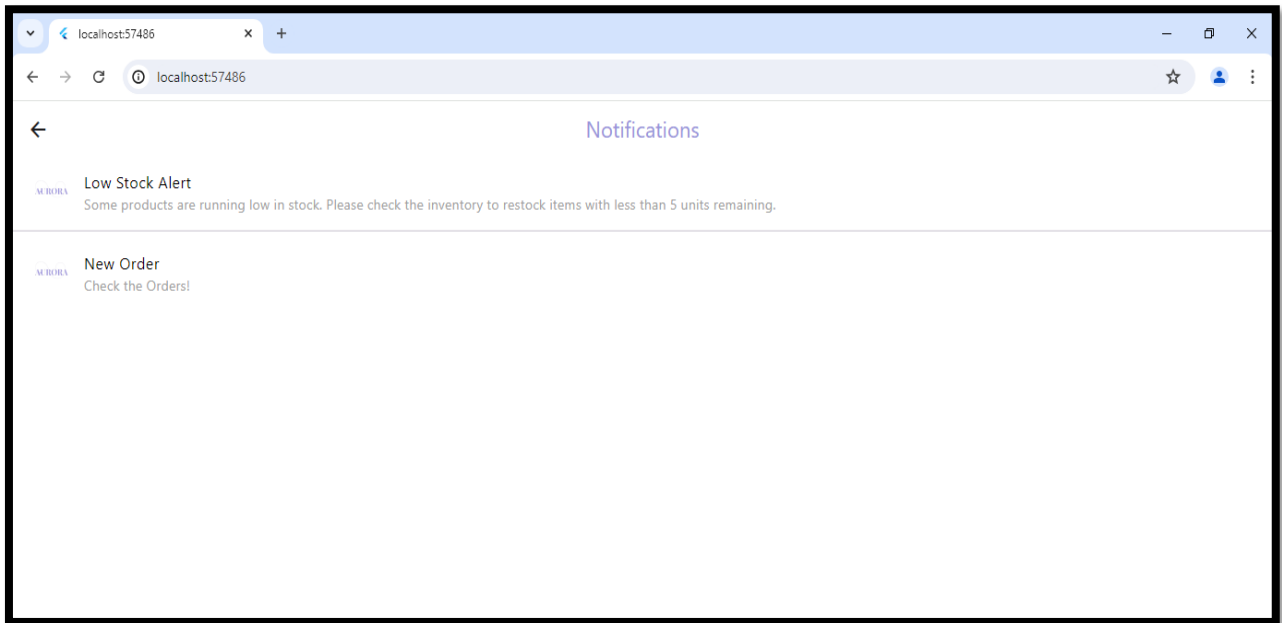


Figure 125: Notifications

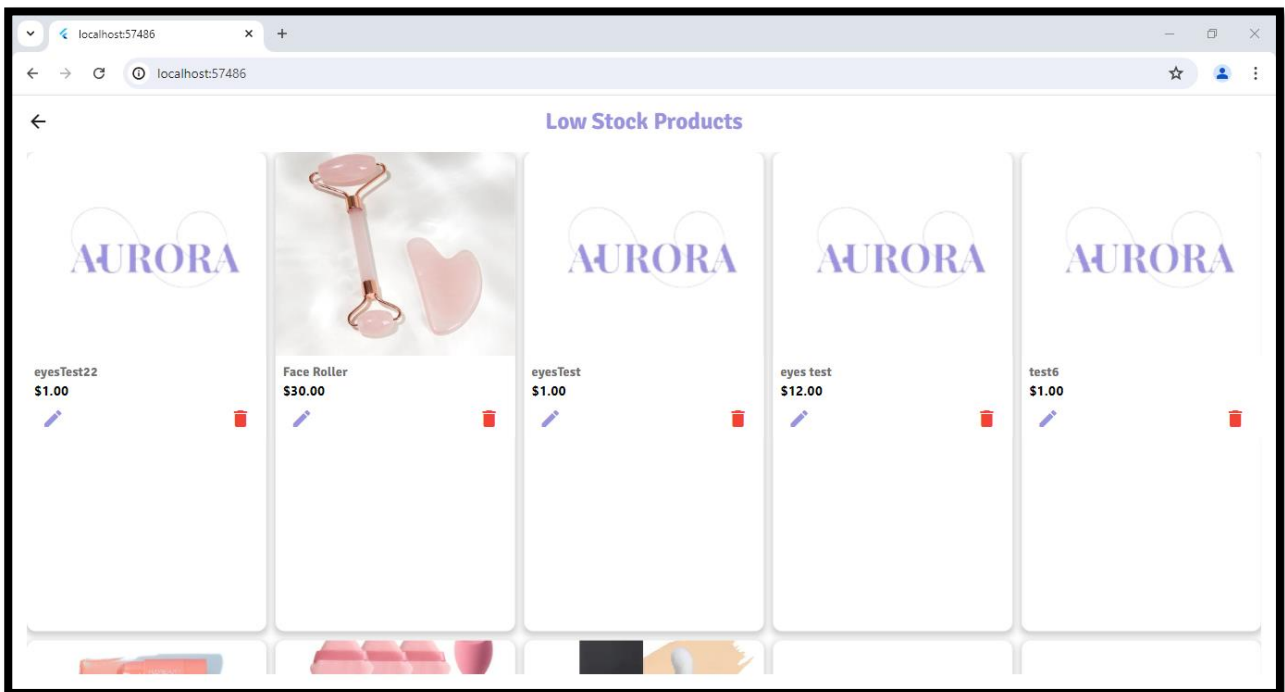


Figure 126: Low tock Products

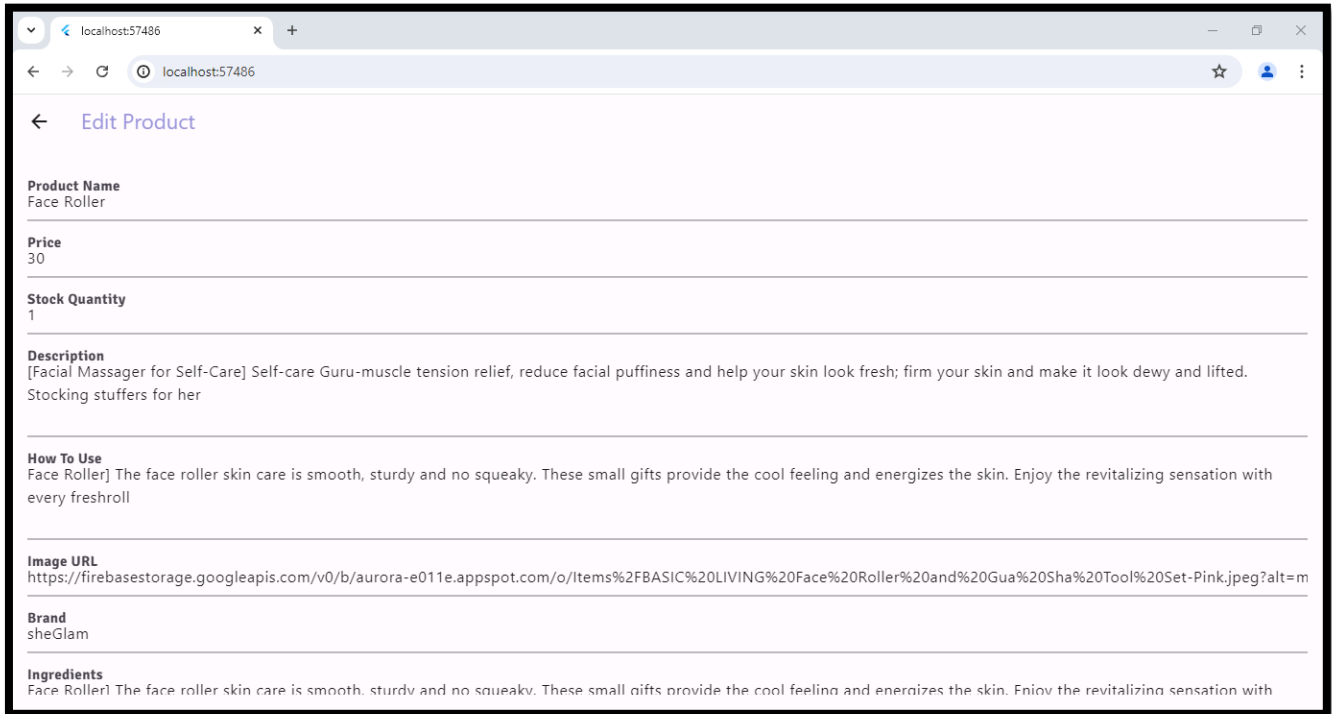


Figure 127:admin edit Product information

Chapter 4: Result and discussion:

By the project's completion, we had successfully produced the desired results. Our e-commerce platform offers a user-friendly interface, seamless transaction processes, and an effective delivery system to enhance the shopping experience for both buyers and sellers.

Customers gain from a wide range of features that improve their buying experience, while sellers may grow their companies by accessing a wider audience through the platform. Browse categories with ease, track orders, save favorite products, and get tailored product recommendations. Recurring purchases are encouraged by the loyalty program, which helps to retain customers.

Limits of Payment Gateway Integration:

It took a lot of testing and setting to include several payment alternatives, such as cash on delivery and VISA, in order to guarantee security and dependability. System for Managing Inventory:

It was difficult and required a lot of backend support to develop a real-time inventory management system that would control product availability and notify administrators when stock levels dropped.

Cross-Platform Harmoniousness:

To guarantee the program runs without a hitch across online and mobile platforms, a number of compatibility concerns had to be fixed, including performance optimizations and responsive design modifications.

Database scalability:

Careful design and optimization were required to build a scalable and effective database that could manage growing user data, product listings, and transaction records.

Chapter 5: Conclusion

In conclusion, by providing a thorough and user-friendly solution for customers as well as sellers, our e-commerce platform fills an enormous gap in the beauty sector. Acknowledging the growing popularity of online beauty shopping, we have created a platform that makes it easier to buy skincare and makeup goods while maintaining accessibility to worldwide brands and price.

The platform provides a smooth and customized purchasing experience for users. Users may quickly register, look for products, read thorough product descriptions, and keep track of their purchases. User convenience is increased by features like the ability to save favorite products, add items to a shopping cart, and have a quick checkout procedure with several payment choices. Users can contribute to a helpful community by rating items, leaving reviews.

Sellers gain from an effective structure that makes it possible for them to efficiently manage their products and reach a larger audience. The administrative tools enable sellers to streamline their business processes by facilitating effective inventory management, product addition, and sales tracking.

In addition to facilitating simple transactions, our platform encourages client loyalty by providing discounts for purchases exceeding an established limit. Notifications about discounts and deals encourage continuous platform connection by keeping users informed and involved.

After doing a lot of study, we found that there were not many regional platforms offering foreign beauty items, which made our solution necessary. We provide a more effective and economical substitute for social media-based ordering systems, which are frequently costly and time-consuming, by bridging this gap.

When everything is considered, our e-commerce platform separates itself by offering a dependable, practical, and complete solution catered to the requirements of buyers and sellers of beauty products in our nation. This invention, which provides unmatched value and efficiency, is set to completely change the local beauty shop scene.

Chapter 6: References

- Spiralytics. (n.d.). The past, present, and future of eCommerce. Retrieved from [Spiralytics](#).
- Coppola, D. (2021). Global beauty e-commerce market value from 2015 to 2025. Statista. Retrieved from Statista.
- Guenveur, P. (2019). The future of beauty e-commerce. Forbes. Retrieved from Forbes.
- Johnson, K. (2020). How beauty brands can create an engaging e-commerce experience. Practical Ecommerce. Retrieved from Practical Ecommerce.