

## Effect of Scarification, Gibberellic acid and Stratification on Seed Germination of Three *Pistacia* Species

تأثير التخديش، حامض الجبرليك والتنضيد على إنبات بذور ثلاثة أنواع من الفستق

Hassan Abu-Qaoud

حسان أبو قاعود

Department of Plant Production & Protection, Faculty of Agriculture,  
An-Najah National University, Nablus, Palestine.

E-mail: hassan@najah.edu

Received: (11/9/2005), Accepted: (28/1/2007)

### Abstract

Germinability of *P. atlantica* Desf., *P. palaestina* (Bioss) Post. and *P. lentiscus* L. seeds as influenced by various treatments was investigated. This included four treatments: Acid scarification for 15 minutes, soaking of acid scarified seeds in 1000 ppm GA<sub>3</sub> for 24 hours, stratification of seeds at 5C° for 30 days and control (untreated seeds). Significantly, the highest germination (60%) was obtained for *P. palaestina* acid scarified plus cold stratified seeds over the control of the three *Pistacia* species (15, 10, 0%), this percentage (60) was on the same level of significance with the other *Pistacia* species. Scarified seeds of *P. lentiscus* resulted in 13.3% germination, scarified plus GA<sub>3</sub> soak of *P. lentiscus* and *P. atlantica* Desf. (34, 39.9%), and scarified plus cold stratified *P. lentiscus* (32%) seeds. Early seed germination was obtained with seeds of *P. lentiscus* after one week of incubation with scarified plus GA<sub>3</sub> (6%) and scarified seeds of *P. palaestina* (5%), other treated seeds of the three species started germination after two weeks. *P. palaestina* seeds continued with the highest germination percentage thereafter. Significantly, the longest mean time to complete germination (MTG) was obtained from the control of the three *Pistacia* species (27.94, 24.50, 30.04), Scarified *P. atlantica* (25.84), and scarified plus GA<sub>3</sub> soak of *P. atlantica* (26.25) as compared with the other treatments for the three *Pistacia* species which were all in the same level of significance.

**Key words:** *Pistacia palaestina*, *Pistacia atlantica*, *Pistacia lentiscus* germination, seed dormancy.

**ملخص**

تمت دراسة تأثير معاملة بذور ثلاثة انواع من الفستق جنس *Pistacia* (*P. atlantica*<sup>1</sup> Desf, *P. palaestina*<sup>2</sup> (Bioss) Post., *P. lentiscus*<sup>3</sup> L.) باستخدام تجريح كيميائي، حامض الجبريليك، والتنضيد البارد على درجة حراره ٥ م° لمدة ٣٠ يومياً على إنباتها. تمت عملية تخديش البذور بواسطة نقعها بحامض الكبريتيك المركز ومن ثم معاملتها بحامض الجبريليك ١٠٠٠ جزء بالمليون لمدة ٢٤ ساعه او التنضيد او بدون معاملة (تخديش فقط) كما تركت مجموعة كشاهد بدون تخديش او معاملات أخرى. أدت معاملة البذور الى تحسين نسبة إنباتها بدرجة معنويه احصائياً وظهرت فروق واضحة بنسبة الإنبات بين الأنواع الثلاثة، حصلت أعلى نسبة انبات ٦٠ % بعد ٣٠ يوم من التنضيد البارد في بذور الضرو الفلسطيني (البطم) المخدشه على الشاهد في الأصناف الأخرى (١٥,١٠,٠) على التوالي، حصلت معاملة التخديش للصنف السريس على (٣, ٣١) % وتخديش مع حامض الجبريليك للصنفين سريس وبطم على (٩, ٣٤, ٣٩) % على التوالي. كذلك معاملة التخديش والتنضيد البارد لصنف السريس (٣٢) %). حصل أسرع أنبات بعد أسبوع في الصنف (سريس) للبذور المخدشه (٦) % وبذور الضرو الفلسطيني المخدشه (٥) %، بخصوص بذور الأصناف الأخرى فقد بدأ أنباتها بعد اسبوعين من الحضانه. من ناحيه أخرى وبخصوص معدل الزمن لاكمال الانبات والذي يعبر عن سرعة الانبات، فقد كان اقل في البذور المعاملة عن الشاهد وحصل اقل رقم (١٩ يوماً) في بذور الضرو الفلسطيني. يتضح من نتائج التجربة التأثير المعنوي للتخديش الكيميائي على تحسين قدرة بذور البطم على الانبات.

**الكلمات المفتاحية:** البطم. فستق بري فلسطيني (ضرو فلسطيني). سريس.

**Introduction**

Pistachio is an economically important crop in the central and west Asia and north Africa (Kaska, 2001). Approximately 66 million wild *Pistacia* trees are existed in Turkey, belonging mainly to *P. terebinthus*, *P. khinjuk* and *P. atlantica*. (Kafkas, & et.al. 2001). Fifty five million Pistachio trees are also distributed as wild forests in Iran. (Behboodi, 2002). Several species of *Pistacia* have been identified in Palestine (Ali-Shtayeh, & et.al. 2006), (Ellis, & et.al. 1985), (Post, 1932), (Zohary, 1966, among them are *P. atlantica*, *P. palaestina* (Bioss) Post. and *P. lentiscus* L. *P. atlantica* trees are mainly growing in the southern area of Palestine, mainly Jerusalem and Hebron (Post, 1932). Another species has been recorded in the 1930's as a hybrid between *P. palaestina* and *P. lentiscus*. (MOA, 2002). These species have shown a great adaptation to the harsh environmental conditions and therefore, could be used as good

genetic resources (Chaabouni, Gouta, 2002). However, these resources have been under threat by both genetic erosion and human activities. No trials have been conducted to conserve these resources. Propagation of these plants are difficult. Seeds of these species are surrounded by a hard sclerotic endocarp, which make the germination of these seeds difficult and with low percentage (Isfendiyaroglu, & Özeke, 2002). Different seed pretreatments were used to enhance *Pistacia* seed germination. Scarification and cold stratification were found to improve the seed germination. (Ayfer, Serr, 1961), (Crane, & Forde, 1974). It was found that the mean time to complete germination of *P. atlantica*, *P. terebinthus* and a hybrid was higher with seeds treated with 1000 ppm GA<sub>3</sub> and stratified at 4 C° for 15-45 days. (Isfendiyaroglu, & Özeke, 2002). On the other hand, there was no significant effect of GA<sub>3</sub> treatments on the germination of *P. atlantica* seeds, however, acid scarification of the seeds for two hours enhances germination rate and percentage (Chaabouni, Gouta, 2002).

The germination rate of seven types of *P.khinjuk* seeds ranged from 40% to 96% after the seeds were exposed to different treatments, the highest germination rates were obtained with stratified seeds (Kafkas, 1998). In another study, it was found that the highest germination percentage (73.3%) was obtained when the seeds were soaked for 48 hours in 125 ppm GA<sub>3</sub> solution (Ak, & et.al. 1995). More than 95% seed germination was obtained in three *Pistacia* species (*P. vera*, *P. khinjuk* and *P. atlantica*) after the seeds were soaked for 7 days in 100 ppm GA<sub>3</sub> solution (Kuru, Aksu, 1995). According to the above discussed literature no work was done regarding the germination of the local *Pistacia* species except for *P. atlantica*, therefore the aim of this work was to investigate the effect of different seed treatments on the seed germination of three *Pistacia* species.

### **Materials and Methods**

Seeds of three *Pistacia* species (*P. atlantica* Desf., *P. palaestina* (Bioss) Post. and *P. lentiscus* L.) were collected from naturally growing trees from Hebron and Jenin areas. The fruits containing seeds were



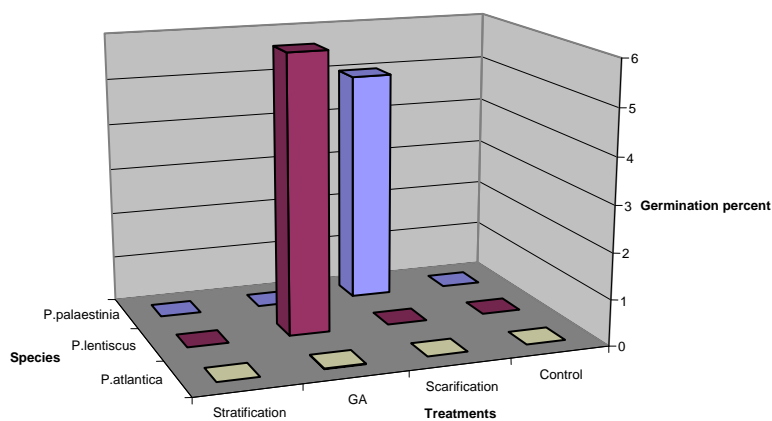
treated seeds exhibited higher germination percentages than the control in all species (Table 1). Seed germination started after one week of planting with the exception of scarified *P. lentiscus* seeds. Scarified plus GA<sub>3</sub> treated seeds of *P. lentiscus* resulted in 6% seed germination and scarified seeds of *P. palaestina* in 5%. (Fig. 1a). After two weeks of planting germination was obtained from all treated seeds except the control and the higher germination percentage was obtained with *P. palaestina* treated seeds (Fig. 1 b). A similar trend of seed germination was observed at week 3 and week 4 with the higher germination percentage observed with *P. palaestina*. (Fig. 1c, 1d). At the last reading period (week 5), the highest germination percentage was obtained with *P. palaestina* (60%) after cold stratification, however, this percentage was at the same significant level of that obtained from scarified seeds treated with GA<sub>3</sub> or acid scarification of the same species (56 and 57.5%), respectively (Table 1). No germination was obtained with the control treatment of *P. atlantica* species, however 15% and 10% germination percentages were obtained in the control treatment of both *P. palaestina* and *P. lentiscus*, respectively. For *P. lentiscus*, the highest germination was obtained from seeds treated with GA<sub>3</sub> and cold scarification (34 and 32%), respectively. On the other hand, scarified and stratified *P. atlantica* seeds exhibited the highest germination percentages (47.5 and 50%) respectively (Table 1). However, these percentages were not significantly different from those obtained with seeds treated with GA<sub>3</sub> of the same species (39.9%).

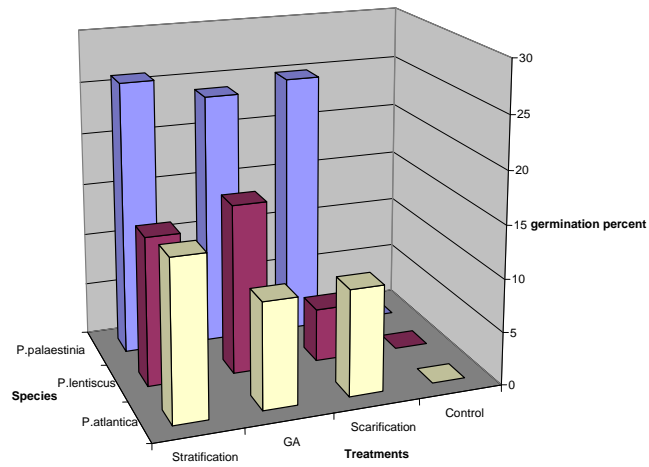
Regarding the germination rate, the MTG of all treatments was less than the control treatment of all species (Table 1). Stratified seeds of the three species and scarified seeds of both *P. palaestina* and *P. lentiscus* exhibited significantly a low MTG which ranged from 19.43 to 23.92 days with the lowest obtained in *P. palaestina* scarified seeds (19.43).

**Table (1):** Effect of seed treatments on the germination percent and rate of three pistachio species after 5 weeks of incubation.

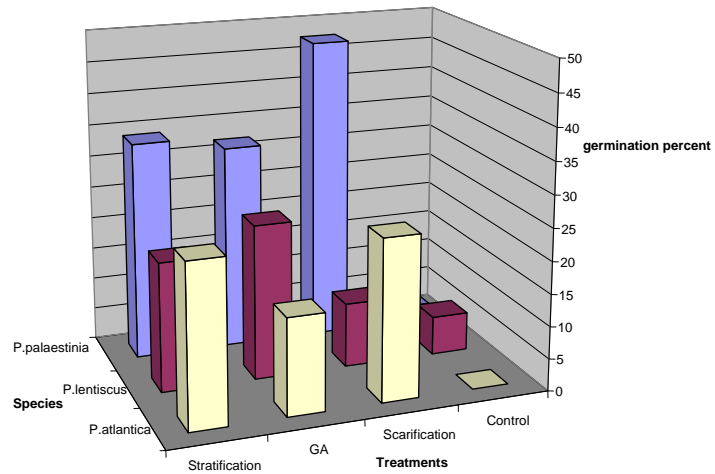
| Treatment                                   | Species              | Germination % | MTG* (days) |
|---|----------------------|---------------|-------------|
| Control                                     | <i>P. palaestina</i> | 15.0 d        | 27.94 cd    |
|   | <i>P. lentiscus</i>  | 10.0 d        | 24.50 bc    |
|   | <i>P. atlantica</i>  | 0.0 d         | 30.64 d     |
| Acid scarification                          | <i>P. palaestina</i> | 57.5 a        | 19.43 a     |
|   | <i>P. lentiscus</i>  | 13.3 d        | 19.83 a     |
|   | <i>P. atlantica</i>  | 47.5 abc      | 25.84 bc    |
| Scarification +<br>1000 ppm GA <sub>3</sub> | <i>P. palaestina</i> | 56.0 ab       | 23.02 abc   |
|   | <i>P. lentiscus</i>  | 34.0 c        | 20.42 a     |
|   | <i>P. atlantica</i>  | 39.9 bc       | 26.25 bcd   |
| Scarification +<br>Cold stratification      | <i>P. palaestina</i> | 60.0 a        | 21.60 ab    |
|   | <i>P. lentiscus</i>  | 32.0 c        | 21.14 ab    |
|   | <i>P. atlantica</i>  | 50.0 ab       | 23.92 abc   |

MTG: Mean time to complete germination.

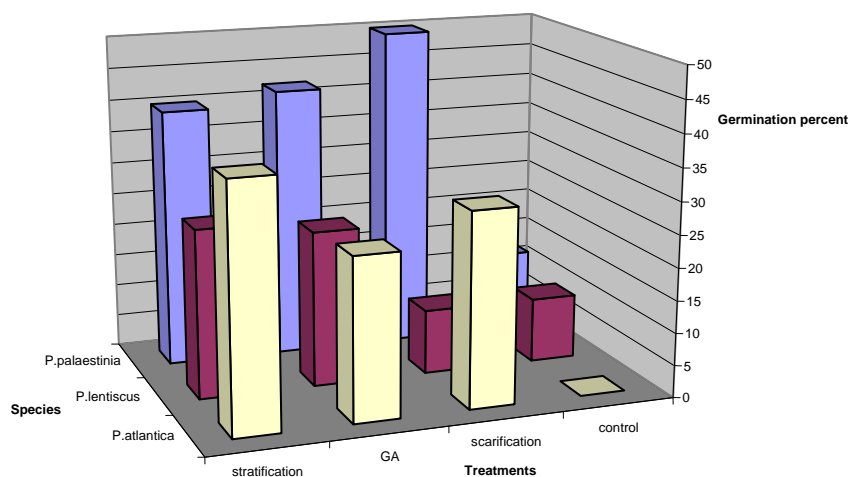
**Fig (1 a):** Effect of different treatments on the seed germination of three *Pistacia* species (Week 1).



**Fig (1b):** Effect of different treatments on the seed germination of three *Pistacia* species (week 2).



**Fig (1c):** Effect of different treatments on the seed germination of three *Pistacia* species (week 3).



**Fig (1d.):** Effect of different treatments on the seed germination of three *Pistacia* species (week 4).

### Discussion

Seed dormancy could be derived from either tissues enclosing the embryo or from the embryo itself, (Bewley, Black, 1994). Therefore, the germination barrier in *Pistacia* species could be due to the seed covering. The result also indicated the variation in seed germination ability among the three species. These findings are in agreement with (Ayfer, Serr, 1961), (Chaabouni, Gouta, 2002), (Isfendiyaroglu, & Özeker, 2002). However, the results are in contrast with the finding of (Ak, & et.al. 1995), (Kafkas, 1998), (Kuru, Aksu, 1995). Similar result was reported by (Pitto, 1995) who found no significant difference in the seed germination of scarified and (scarified and stratified) seeds of *P. lentiscus*. The result of the current study indicated that scarification was the primary factor enhanced the seed germination. However, the germination percent obtained after scarification was relatively low, this indicated that other factors contributed to the low germination percent.



Polyphenols and flavonoids produced in the fruit or seed could inhibit germination. (Baskin, C.C. & Baskin, J. M. 1998). The inhibitory effect of phenolic compound on seed germination is closely related to the regulation of the endogenous auxin, oxygen supply and seed coat permeability (Bewley, Black, 1994). However, it was found that the concentration of phenolic compounds varied with GA<sub>3</sub> and scarification seed treatments of the three *Pistacia* species (Isfendiyaroglu, & Özeke, 2002). The highest phenolic compounds were found in *P. atlantica*. This finding could be a possible cause of the lowest seed germination obtained in our experiment.

Regarding the germination rate, the MTG of all treatments was less than the control treatment of all species. The three species exhibited different MTG, this is in agreement with the results of (Isfendiyaroglu, & Özeke, 2002) with three *Pistacia* species, and the seeds of *P. chinensis* were more rapid and completed germination in 15 days after they were exposed to cold stratification for 45 days.

Our results indicated the significant effect of acid scarification and the improvement effect of other treatments (GA<sub>3</sub> and stratification of the scarified seeds). The physical effect seems to be more efficient in inducing seed dormancy. However, further investigation is necessary to support this finding and more are needed to improve *Pistacia* seed germination, studies could handle the issue of phenol compound, stratification period and other chemical enhancing agents.

### References

- Ak, B.E. Özgüven, A.I. & Nikpeyma, Y. (1995). "The effect of GA<sub>3</sub> application on pistachio nut seed germination and seedling growth". *Acta Horticulturae*. 419. 109-114.
- Ali-Shtayeh, M.S. & Jamous, R.M. (2006). "Ethnobotany of Palestinian herbal medicine in the northern West Bank and Gaza Strip: A review and comprehensive field study". *Biodiversity and Environmental Science Studies Series*, No (4).

- Almebdi, A.A. Parfit, D.E. & Chan, H. (2002). “Propagation of pistachio rootstock by rooted stem cuttings”. Scientia Horticulturae. (96). 356-363.
- Ayfer, M. & Serr, E.F. (1961). “Effect of gibberellin and other factors on seed germination and early growth in Pistacia species”. J. Amer. Soc. Hort. Sci. (77). 308-315.
- Baskin, C.C. & Baskin, J. M. (1998). Seeds. Academic Press, San Diego (CA).
- Behboodi, B. SH. (2002). “Tissue culture results of all wild pistachios species and some cultivars in Iran”. Acta Horticulturae. (591). 399-409.
- Bewley, J.D. & Black, M. (1994). Seeds. Physiology of development and germination. Plenum Press. New York.
- Chaabouni, A.C. & Gouta, H. (2002). “Effect of chemical scarification and Gibberellic acid on *in vitro* germination of *Pistacia atlantica* seeds”. Acta Horticulturae. (591). 73-76.
- Crane, J.C. & Forde, H.I. (1974). “Improved *Pistacia* seed germination”. California Agriculture. (28). 9.
- Ellis, R.H. Hong, T.D. & Roberts, E.H. (1985). Handbook for Gene Banks: No. 3, Chapter 21. Anacardiaceae. IBIGRI.
- Isfendiyaroglu, M. & Özeker, E. (2002). “The relation between phenolic compounds and seed dormancy in Pistacia spp”. In Ak B.E. (ed.). 11 Grema Serr pistachios and almonds. Chieres Options Mediterraneennes. (56). 227-232.
- Kafkas, S.& Kaska, N. (1998). “The effect of scarification, stratification and GA<sub>3</sub> treatments on the germination of seeds and seedling growth in selected P. khinjuk types”. Acta Horticulturae. (470). 545-459.
- Kafkas, S. Kaska, N. Perl-Treves, R. Gucluturk, H. Karaca, S. & Cetiner, M.S. (2001). Monoecious P. atlantica trees in the Yunt

mountains of Manisa province of Turkey: In Kaska, N. (ed). Almond and pistachio production in the Mediterranean countries. Chieres Options Mediterraneennes. (56). 257-260.

- Kaska, N. (2001). Almond and Pistachio in the Mediterranean countries. III International Symposium on Pistachios and Almonds. Zaragoza. Spain.
- Kuru, C. & Aksu, Ö. (1995). "Effect of gibberellin and other treatments on seed germination of Pistacia species". Acta Horticulturae. (419). 125-128.
- Ministry of Agriculture (MOA). (2002). Forest range Land and Wild life Dept. Plant biodiversity. Ramalla, Palestine.
- Pair, J.C. & Khatamin, H. (1982). "Propagation of Chinese pistachio". Can. Proc. Plant. Prop.Seed. (32). 497-503.
- Pitto, B. (1995). "Influence of scarification and prechilling on the germination of seeds of Pistacia lentiscus". Seed Sci. Technol. (23). 659-663.
- Post, G. (1932). The flora of Syria, Palestine and Sinai. 2<sup>nd</sup> ed. The American University of Beirut. American press. Beirut. Lebanon.
- SAS Institute. (1990). User's Guide. Statistics. Ver.6. 4<sup>th</sup> ed. SAS Inst. Cary, N.C.
- Zohary, M. (1966). Flora Palaestina. Part 1. Jerusalem: Israel Acad. Sci. Humanities.