

Shopping Guide E-commerce Website



دليل التسوق | Shopping Guide
دليلك الى عالم التسوق

@ShoppingGuidePS

Management info. Systems Dept.

Abdullah Aladham

Dr. Maher Abu baker.

An-Najah National University



pi=page index

ti=total page index

Table of Contents		pi/ti
1	Abstract	4/32
2	Introduction.....	4/32
3	Software used	5/32
4	software Description.....	5/32
	4.1 Wordpress.....	5/32
	4.1.1 how to download and install wordpress?.....	5/32
	4.1.1.1 how to make wordpress work on your computer ?.....	5/32
	4.1.2 how to download plugin in wordpress ?	7/32
	4.1.3 what happens if i chose add new ?.....	9/32
	4.2 WoocommercePlugin.....	10/32
	4.3 WooCommerce MarketplacePlugin.....	10/32
	4.4 apache server for localhost &cloud server for online hosting.....	11/32
	4.5 how website works ?.....	12/32
5	System Model	27/32
	5.1 Class Model	27,28/32
	5.2 Use-Case Model	29/32
6	Requirements.....	30/32
	6.1 Functional requirements.....	30/32
	6.2 Non-functional requirements.....	31/32

7	Future work	31/32
8	Challenges.....	32/32

1. Abstract

I am looking to develop a website that helps Customers and vendors to sell and buy products , help them in many different ways to find the price and customers ,and facilitating process of funding.

The purpose of this project is to facilitate and marketing products for customers, and sellers ,by allowing them to add their products ,and various ways for paying them ,even we deliver them the products,and we protect their privacy from being breached ,and from scammers and spammers(Hackers)

.

2. Introduction

In our community many of us had and still having problem to reach the minimum product price , many of them spent long time looking for them .

The Palestinian market consists of many Trading companies/stores , facebook -blogger- traders and having different types of Customers. In addition,some customers don't know if there is alternatives for the products they want to purchase , and some traders want to sell their products and services but they don't find customers that they sell products to . Another challenge that customer needs to buy product but they can't buy it , because it is posted on social media platforms.

3. Software used

- Wordpress
 - WooCommerce Plugin
 - WooCommerce Marketplace
 - woocommerce multi vendor.

and so on .

4. software Description

4.1 Wordpress

WordPress is an online, **open source** website creation tool written in PHP. But in non-geek speak, it's probably the easiest and most powerful blogging and website content management system (or CMS) in existence today.(ithemes.com).

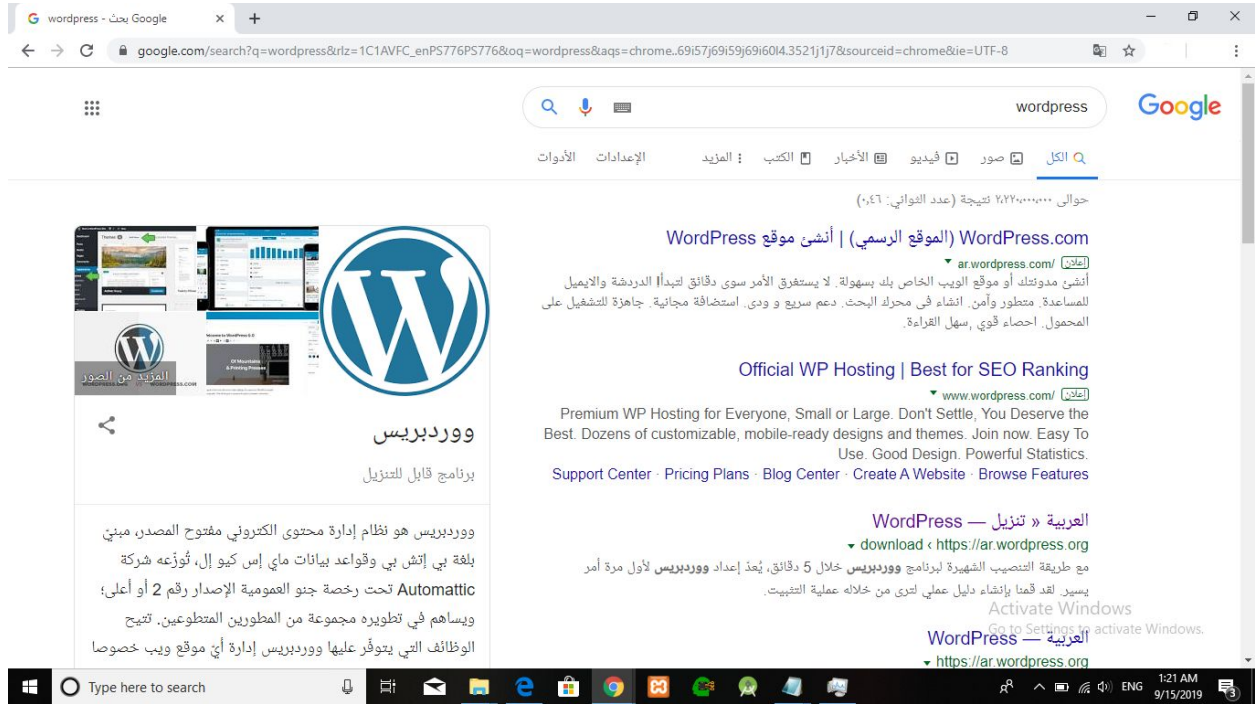
4.1.1 how to download and install wordpress?

by going to google and searching for wordpress

4.1.1.1 how to make wordpress work on your computer ?

by download xampp apache server or another apache server and put wordpress files that you've downloaded previously in 4.1.1 , then activate the server and type

localhost/'your directory'



wordpress - بحث Google

google.com/search?q=wordpress&rlz=1C1AVFC_enPS776PS776&oq=wordpress&aqs=chrome..69i57j69i59j69i604.3521j17&sourceid=chrome&ie=UTF-8

الكل صور فيديو الأخبار الكتب المزيد الإعدادات الأدوات

حوالي ٢,٢٧٠,٠٠٠ نتيجة (عدد الفئات: ٤٦)

WordPress.com (الموقع الرسمي) | أنشئ موقع WordPress

ar.wordpress.com/ (التنزيل)

أنشئ مدونتك أو موقع الويب الخاص بك بسهولة. لا يستغرق الأمر سوى دقائق لتبدأ! الدردشة والايمل للمساعدة. متطور وأمن. انشاء في محرك البحث. دعم سريع و ودي. استضافة مجانية. جاهزة للتشغيل على المحمول. احصاء قوي سهل القراءة.

Official WP Hosting | Best for SEO Ranking

www.wordpress.com/ (التنزيل)

Premium WP Hosting for Everyone. Small or Large. Don't Settle, You Deserve the Best. Dozens of customizable, mobile-ready designs and themes. Join now. Easy To Use. Good Design. Powerful Statistics.

Support Center · Pricing Plans · Blog Center · Create A Website · Browse Features

العربية « تنزيل WordPress »

download < <https://ar.wordpress.org>

مع طريقة التنصيب الشهيرة لبرنامج ووردبريس خلال 5 دقائق، يُعد إعداد ووردبريس لأول مرة أمر يسير. لقد قمنا بإنشاء دليل عملي لتري من خلاله عملية التنصيب.

Activate Windows
Go to Settings to activate Windows.

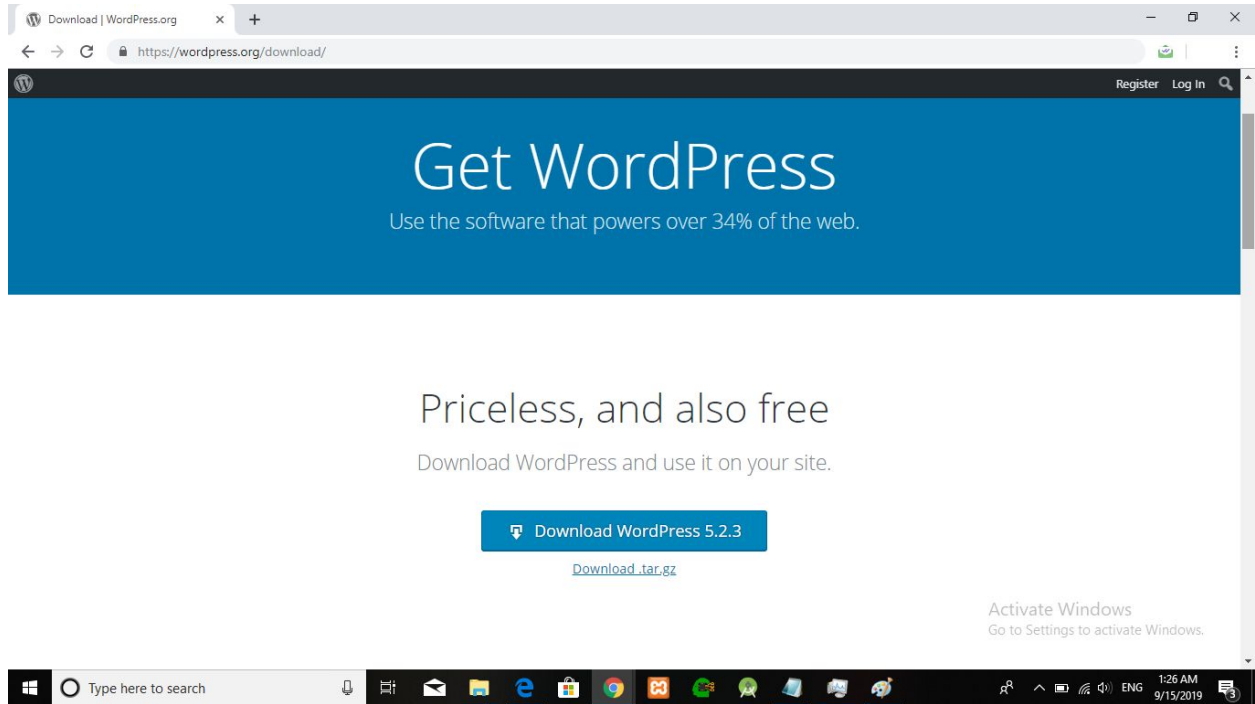
WordPress — العربية

< <https://ar.wordpress.org>

Type here to search

1:21 AM
9/15/2019

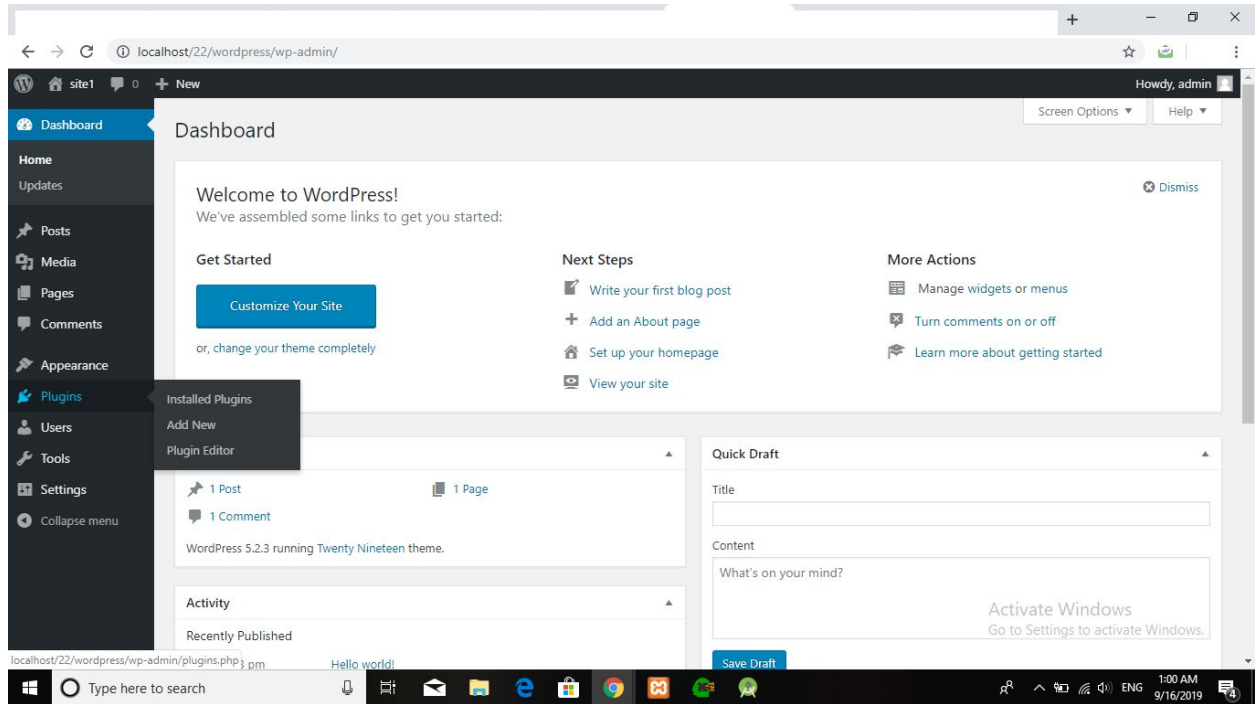
then go to <https://wordpress.org/download/>



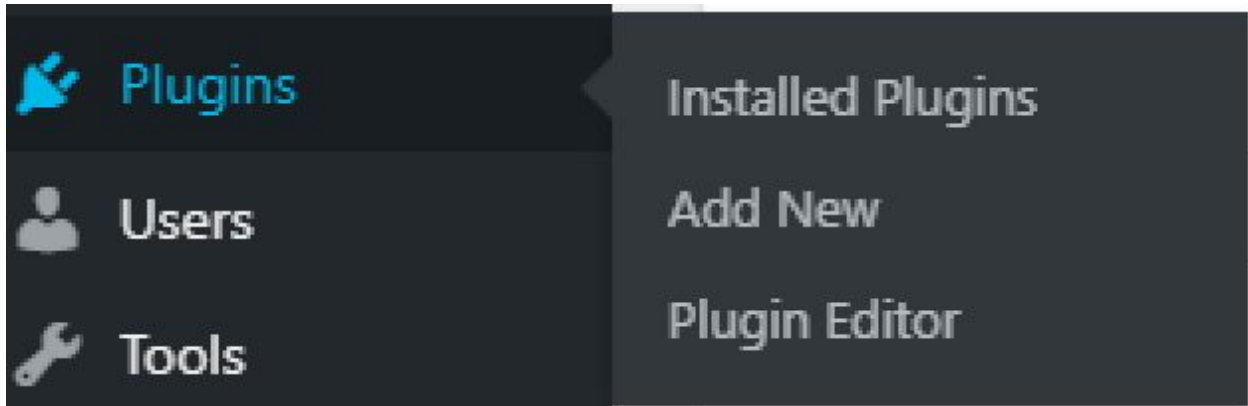
4.1.2 how to download plugin in wordpress ?

first : sign in to admin dashboard in wordpress

after you sign in to admin dashboard hover the mouse on plugins like image following



then it will open drop menu like that



first choice allows you to access to your list of plugins that you have installed

2nd choice allows you to install plugin and add it your site .

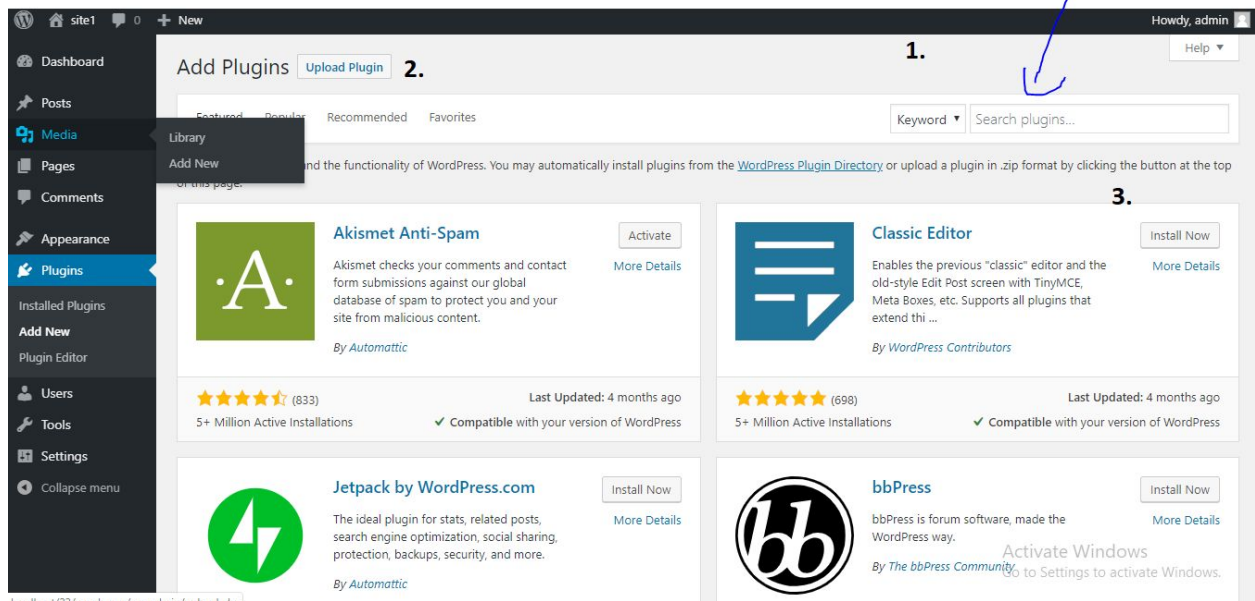
last choice allow you to edit a plugin .

4.1.3 what happens if i chose add new ?

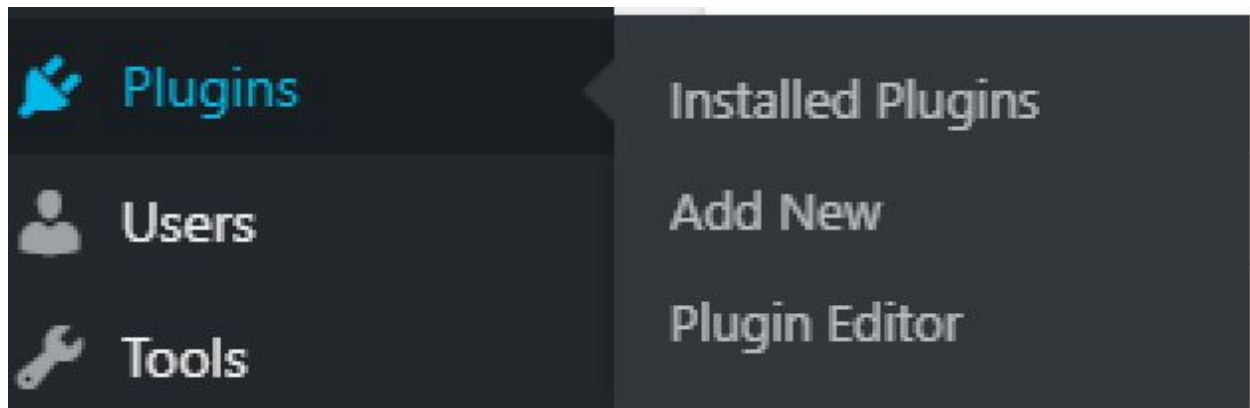
it will open this page bellow

here are the referrals :

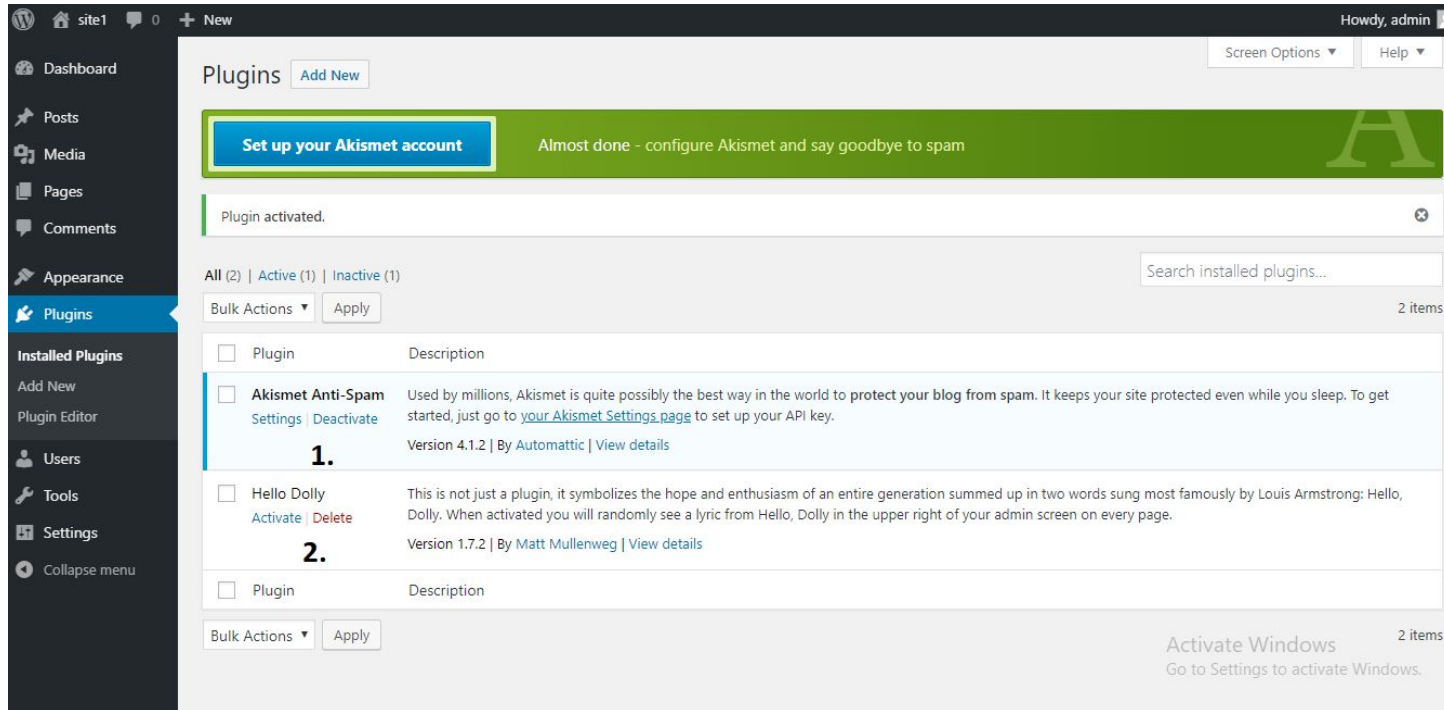
1. refers to search for plugin that you want to install
2. refers to installation of the plugins
3. after you install the plugin the button changes to activate ,click on it to make the plugin active ,otherwise it won't work .



4.1.4 how to deactivate plugin ?



as shown here you go to installed plugins then you have the plugin which is activated which is referred to by 1, click on deactivate to be like plugin which is referred to by 2 is non active



if you want to delete plugin click on delete -referred to by 2- and you will have it deleted .

4.2 Woocommerce Plugin

WooCommerce is an open-source e-commerce plugin for WordPress. It is designed for small to large-sized online merchants using WordPress. Launched on September 27, 2011,^[3] the plugin quickly became popular for its simplicity to install and customize and free base product.(Wikipedia.org)

4.3 WooCommerce Marketplace Plugin

WooCommerce Multi vendor Marketplace (WCFM Marketplace) is the one-stop multi-vendor plugin that you've been waiting for. It has got everything from our own with **WooCommerce Frontend Manager** plus a lot more! With powerful and customized features like Flexible Commission, Refund Request, Withdrawal & Reverse Withdrawal, Single Product Multi-vendor, Ledger Book, Zone & Country Wise Vendor Shipping, Store Inquiry & Review and Stripe Split Pay. WCFM Marketplace will take your e-commerce site to another level.

It will enhance your vendor's marketplace experience to next level using **FREE**

Vendor Mobile APP

Experience Advanced modules like Store Invoice, Support Ticket, Shipment Tracking, Product Importer & Bulk Stock Manager along with WooCommerce Bookings, WooCommerce Appointments, WooCommerce Rental & Bookings System, WooCommerce Subscriptions and WP Job Manager compatibility using **WCFM – Ultimate** that will make business for your vendors easier. With steady support from our team, create and manage your e-commerce website hassle-free with the all new WCfM Marketplace!

What's interesting in WCfM Marketplace you think? You'll get to know that by and by as we gradually develop our brainchild. However, let's have a look at a few of our features...

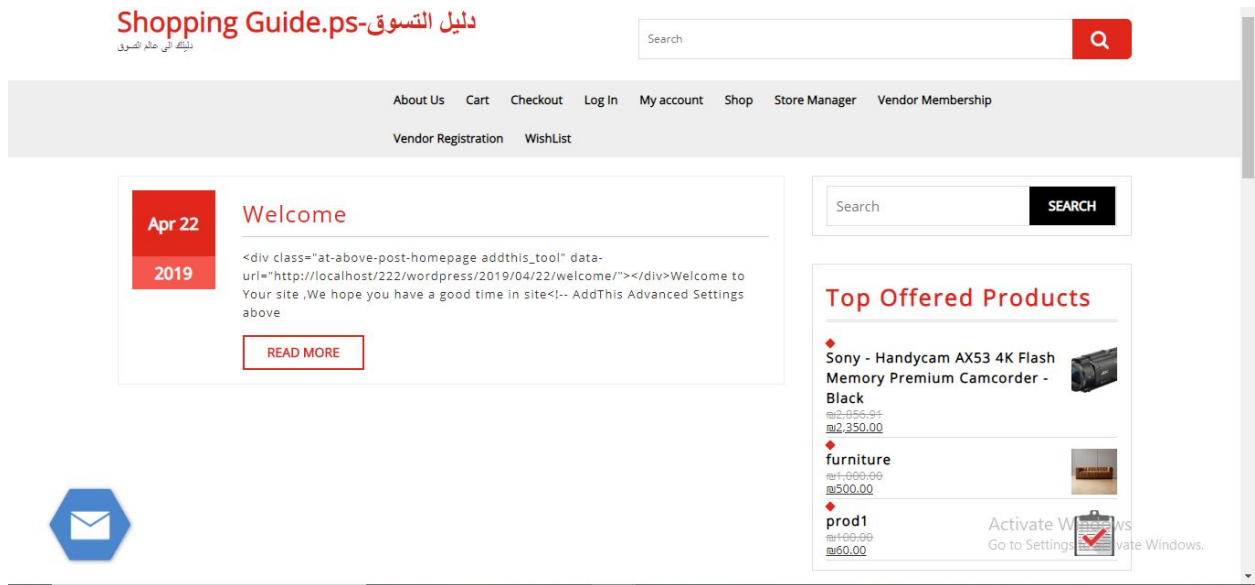
MOST POWERFUL COMMISSION SYSTEM

(Fixed, Percent, Percent + Fixed, By Vendor Sales, By Product Price, Vendor wise commission, Product wise commission, Category wise commission, Membership wise commission)

4.4 apache server for localhost & cloud server for online hosting

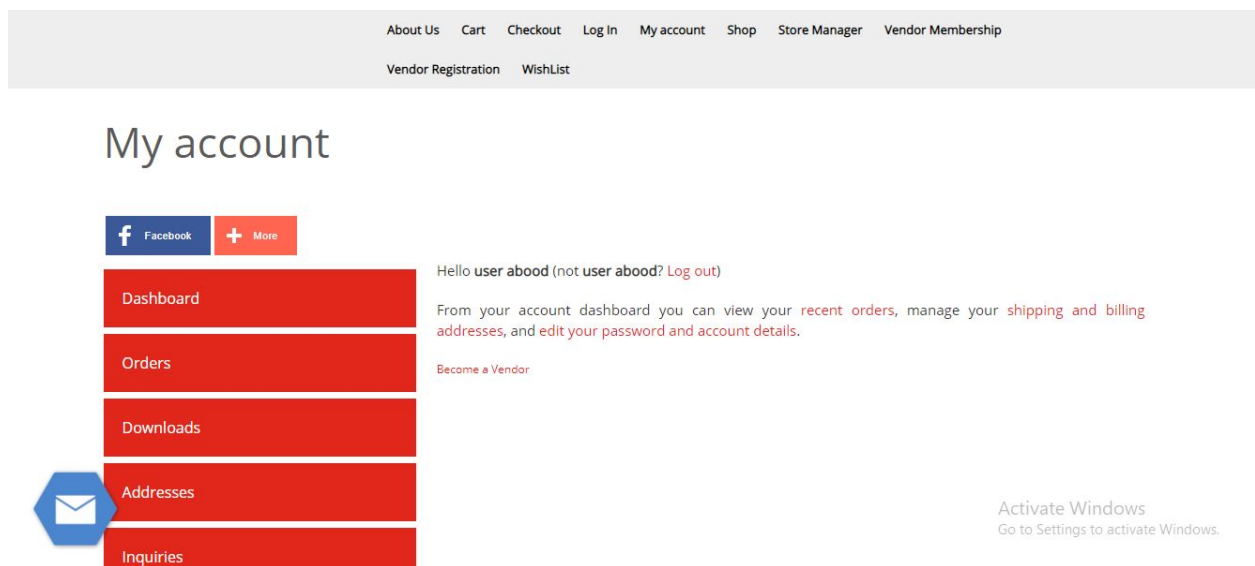
4.5 how website works ?

here how it looks when you land at it



click on shop to see products that are put by vendors



if you want to be vendor go to store manager



and click on become a vendor ,if you not registered the site sends you to vendor registration .


Vendor Registration WishList

Vendor Registration

 Facebook  More




Registration


*Email **

Verification Code: 

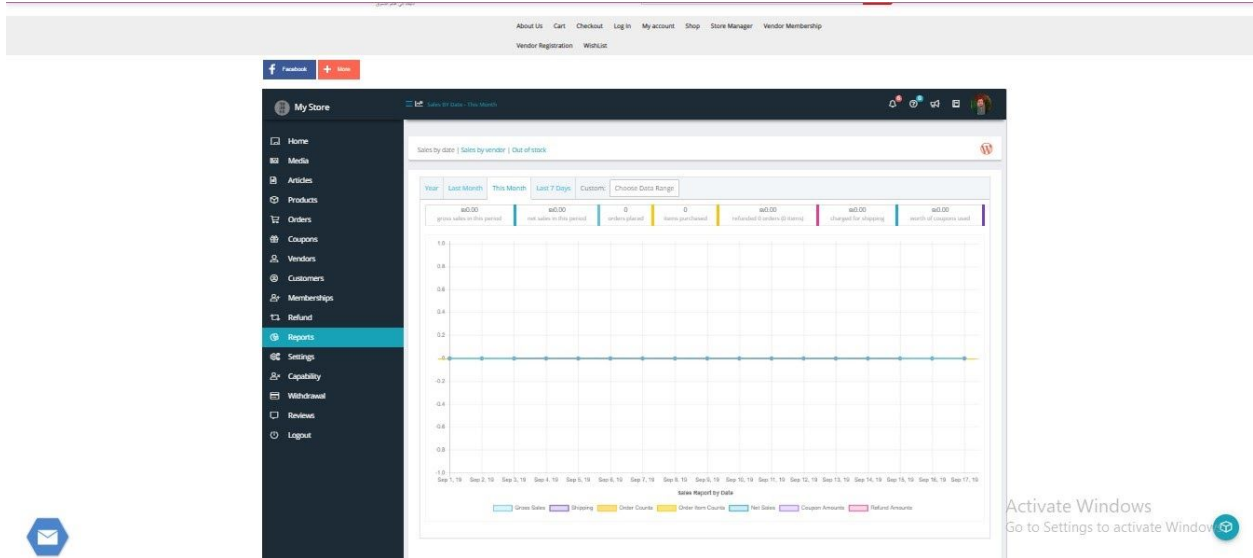
*Store Name **

http://localhost/222/wordpress/vendor-store/{your_store}

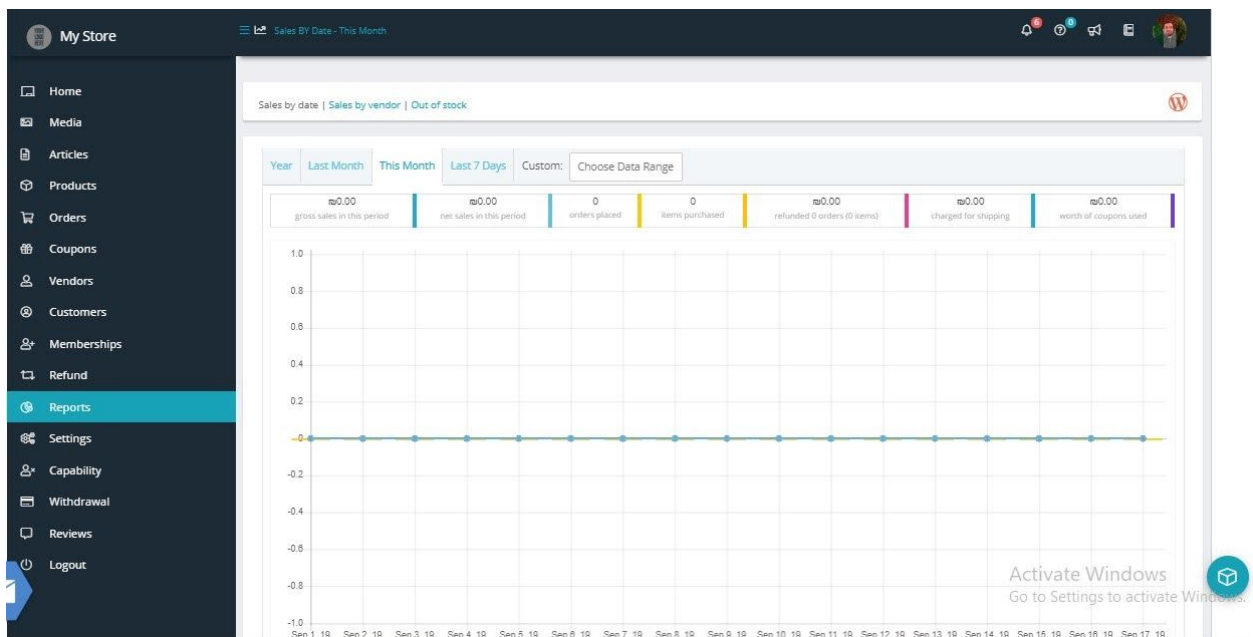
  Facebook 


Activate Windows
Go to Settings to activate Windows.

but if you are registered as vendor or seller the page will be like that :



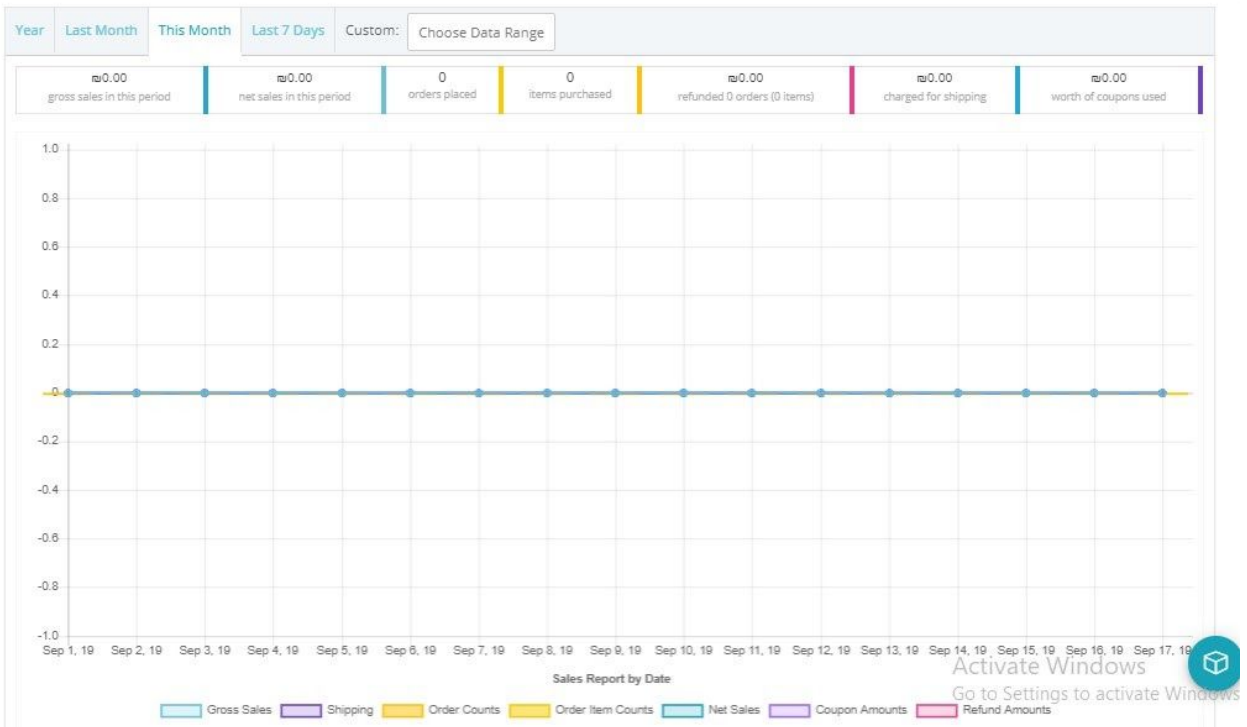
***sorry for quality here i will show you the most important part of page ***



what is the chart in the page ?

this chart shows you a visual report of total sales at period of time in vertical

column shows you ratio of sales and horizontally shows you date of sales as shown below :



I want to add products in my store, how to do that ?

first way :

first step,by clicking on the cube in bottom right in the page(store manager)

which is below



after you click on it this modal will open

Add Product

Simple Product Catalog Virtual Downloadable

Product Title

Price(₹)

Sale Price(₹) [schedule](#)

NEXT >>

DRAFT SUBMIT

I'll show every step by example

here is the first step

Add Product

Simple Product Catalog Virtual Downloadable

Smart Watch

Price(₹) 120

Sale Price(₹) 90 [schedule](#)

From 2019-09-17

Until 2019-09-18

NEXT >>

DRAFT SUBMIT

Second Step:

Taxonomies

Categories


Tags

<< PREVIOUS NEXT >>

DRAFT SUBMIT

3rd Step

Image Gallery




<< PREVIOUS NEXT >>

DRAFT SUBMIT

4th step


A Content

Short Description

 Add Media

this is smart watch #2019 #smart_watch

Description


 Add Media


<< PREVIOUS NEXT >>


DRAFT SUBMIT


5th step


Inventory

SKU 

Manage Stock? 

Stock Qty 

Allow Backorders? 

Sold Individually 

<< PREVIOUS NEXT >>

DRAFT SUBMIT

6th step

Shipping

Weight (kg)

Dimensions (cm) Length Width Height

Shipping class

Processing Time

<< PREVIOUS NEXT >>

DRAFT SUBMIT

7th step

Attributes

Attributes

Active?

Name

Value(s):


Visible on the product page


<< PREVIOUS NEXT >>

DRAFT SUBMIT

8th step

Linked

Up-sells 

Cross-sells 

Search for a product ...

Search for a product ...

<< PREVIOUS NEXT >>


DRAFT SUBMIT

9th step

Product Policies

Policy Tab Label

Shipping Policy

 Add Media

<p>
</p>

<< PREVIOUS NEXT >>

DRAFT SUBMIT

10th step :

The screenshot shows a configuration window titled "Vendor" with a close button (X) in the top right corner. The main content area is labeled "Vendor" and contains a dropdown menu with the text "Choose Vendor...". At the bottom right of the window, there are four buttons: "<< PREVIOUS", "NEXT >>", "DRAFT", and "SUBMIT".

last step :

The screenshot shows a configuration window titled "% Commission" with a close button (X) in the top right corner. The main content area is labeled "% Commission" and contains three fields: "Commission For" with a dropdown menu showing "Admin", "Commission Mode" with a dropdown menu showing "Percent", and "Commission Percent(%)" with a text input field containing "15". At the bottom right of the window, there are three buttons: "<< PREVIOUS", "DRAFT", and "SUBMIT".

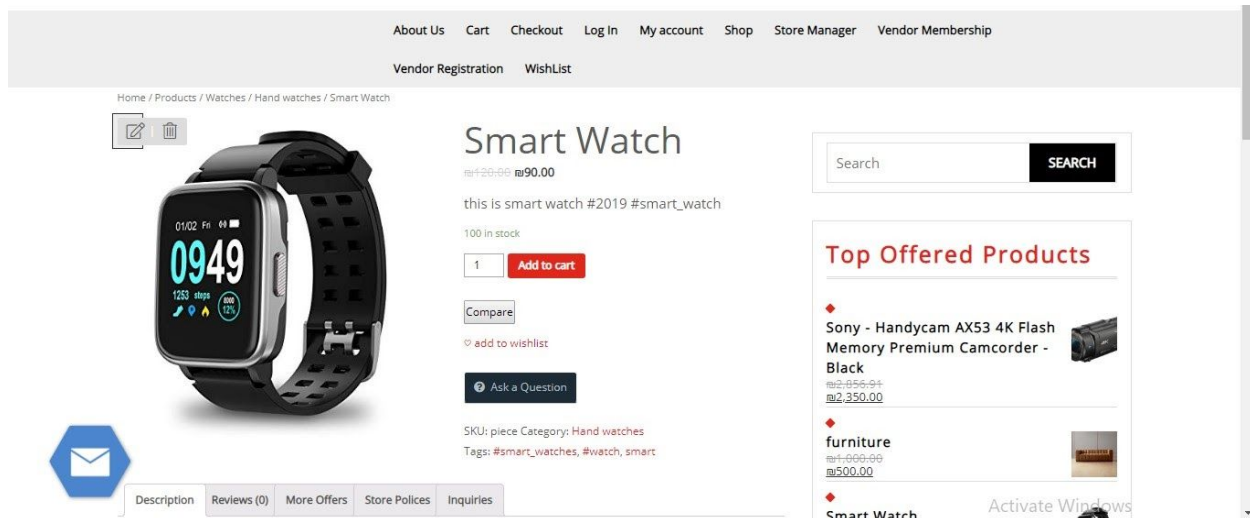
the product has been added to the shop !

how to buy product

just go to shop page ,then choose a product

let's take this smart watch as example!

first click on “add to cart”



this notification will be shown in the page


2nd step: click on view cart



after you click ,you'll proceed to this page

Cart

f Facebook + More

	Product	Price	Quantity	Total
x	 Smart Watch Save for later	₪90.00	<input type="text" value="1"/>	₪90.00

Coupon [Apply coupon](#) [Link to this cart](#)

Cart totals

Subtotal	₪90.00
Shipping	Free shipping Shipping to nablus, rafeedia, 00972. Change address
Total	₪90.00

[PROCEED TO CHECKOUT](#)

Activate W

then click on “proceed to checkout”

Checkout



Have a coupon? [Click here to enter your code](#)

Billing details

First name *

Last name *

Company name (optional)

Country *

Palestinian Territory

Street address *

Apartment, suite, unit etc. (optional)

Ship to a different address?

Order notes (optional)

Notes about your order, e.g. special notes for delivery.

Country *

Palestinian Territory

Street address *

Apartment, suite, unit etc. (optional)

Town / City *

State / County *

Postcode / ZIP *

Phone *

Email address *


Your order

Product	Total
Smart Watch × 1	₹90.00
Subtotal	₹90.00
Shipping	Free shipping
Total	₹90.00

Direct bank transfer

Check payments

Cash on delivery

PayPal  [What is PayPal?](#)

Pay via PayPal; you can pay with your credit card if you don't have a PayPal account.

Your personal data will be used to process your order, support your experience throughout this website, and for other purposes described in our [privacy policy](#).

[Proceed to PayPal](#)

in last capture you just choose a type of payment

let's take in this example cash on delivery

after you place an order page will open shows you that order is received and shows data sent

ORDER NUMBER: 370 DATE: September 18, 2019 EMAIL: abdullah.aladham@gmail.com TOTAL: ₹90.00 PAYMENT METHOD: Cash on delivery

Pay with cash upon delivery.

ORDER DETAILS

Product	Total
Smart Watch × 1	₹90.00
Subtotal:	₹90.00
Shipping:	Free shipping
Payment method:	Cash on delivery
Total:	₹90.00

BILLING ADDRESS

john doe
nablus
nablus
rafeedia
00972
📍 0000000000

SHIPPING ADDRESS

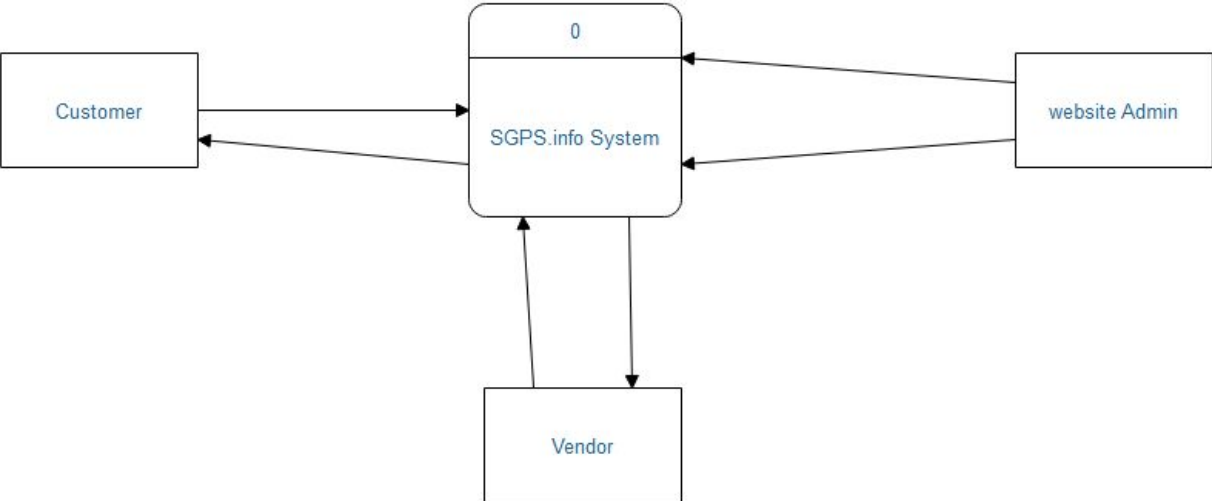
john doe
nablus
nablus
rafeedia
00972

thats it ! :)

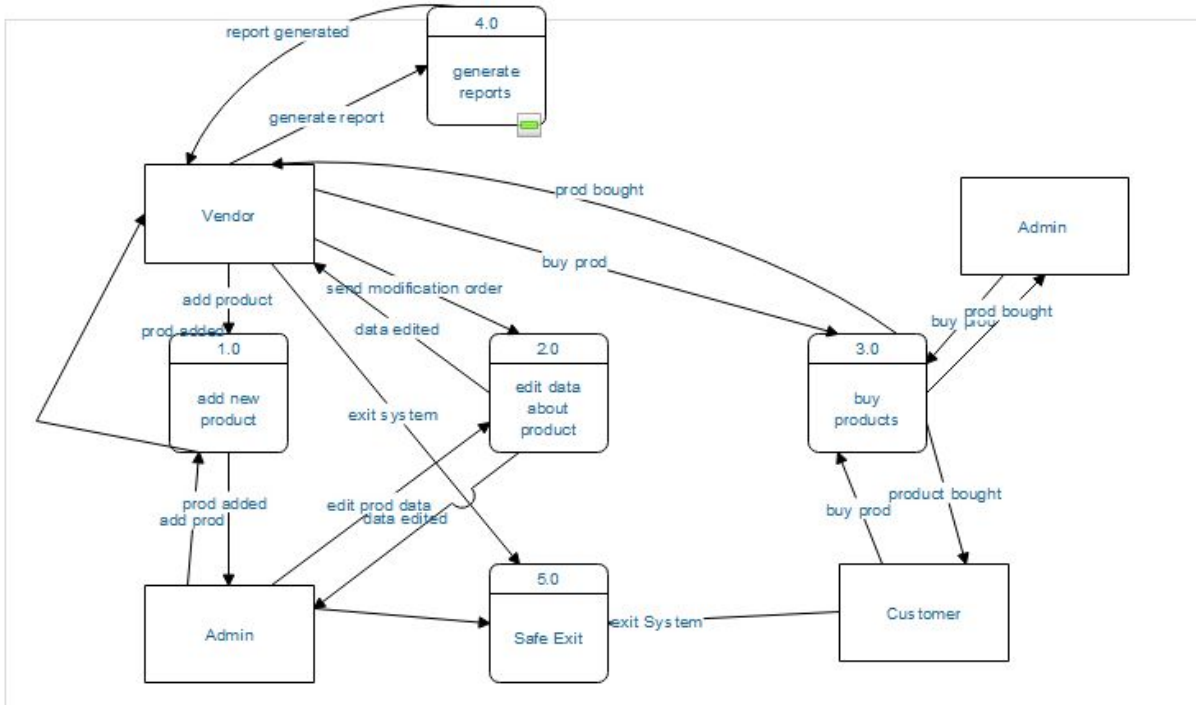
5. System Model

5.1 DFD Model

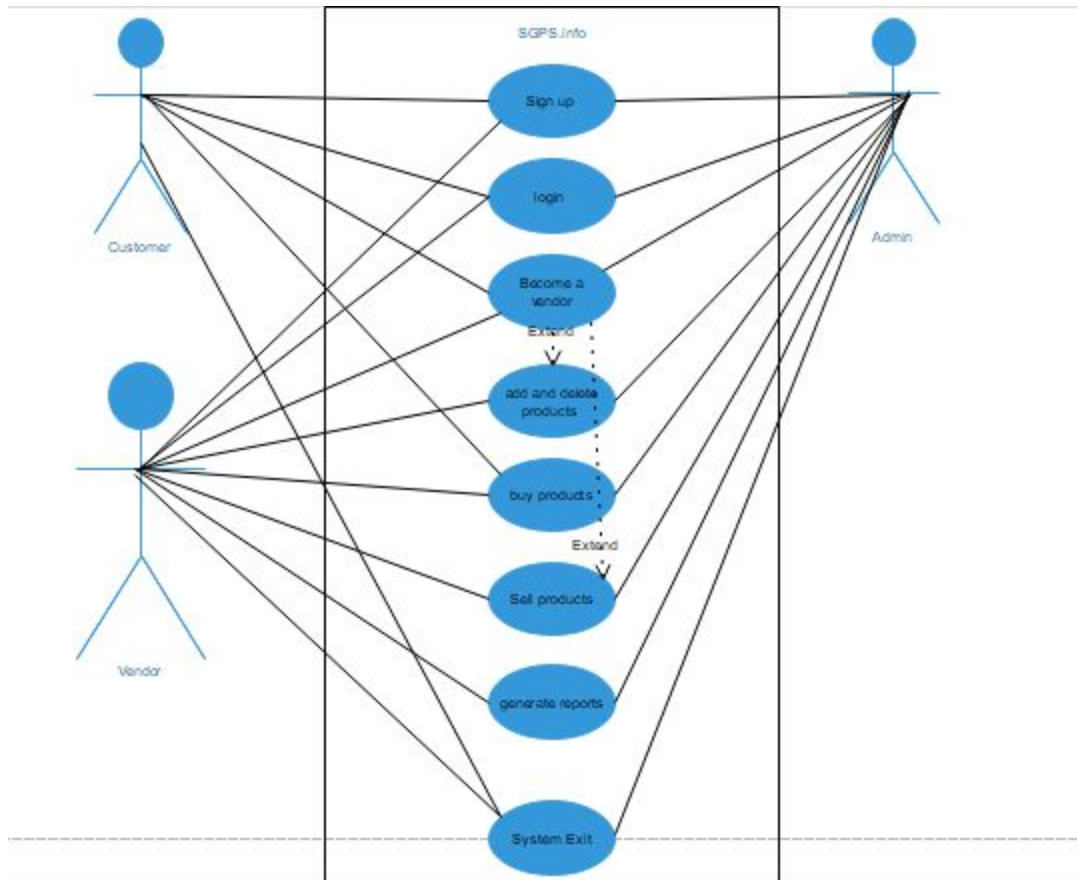
- Context:



level 1:



5.2 Use-Case Model



6. Requirements

6.1 Functional requirements:

- Customer must sign up to website to buy product .
- Customer can be vendor if they chose to become vendor.
- Customers can chat with us (Admins),rather than filling 'contact us ' forms ,which eases for admins and customers communication .

6.2 Non-functional requirements:

- The system shall be available in English.
- the system will ask for password whenever a user wants to login.
- The system shall be running at minimum for 24 hours a day.
- The system must be responsive to all devices open it
- The system should respond in less than seconds whenever a command is issued.

7. Future work

- buy / lease a storage unit(s).
- Establishing Storage management System and ERPS .
- enhance security in website by adding security plugins and later hiring security engineer staff.
- Building a great CRM.

8. Challenges

- Security breaches which leads to leakage of sensitive data which results to loss of confidence in our Ecommerce website.
- having other local E-commerce Websites which hardens the mission for us in succeeding the site .
- Facebook, as an E-commerce site Facebook has so many of groups including buy and sell Group, so that people can sell products instantly but, it is opportunity to us because, posts in groups might be scam ,but in this site it will not be , because we are working on verification products and sellers and buyers .

Thank you for reading the documentation 🥰

hope you have a nice day !🥰